



OHIO VALLEY CONFERENCE
 215 Centerview Drive, Suite 115
 Brentwood, TN 37027
 Phone - (615) 371-1698
 FAX - (615) 371-1788
 www.OVCsports.com

STAFF

Beth DeBauche, Commissioner
 E-mail: bdebauche@ovc.org

Brad Walker, Associate Commissioner for Operations/COO
 E-mail: bwalker@ovc.org

Jennifer Gibbs, Assistant Commissioner for Championships/SWA
 E-mail: jgibbs@ovc.org

Kyle Schwartz, Assistant Commissioner for Media Relations
 E-mail: kschwartz@ovc.org

Brian Pulley, Assistant Commissioner for External Affairs
 E-mail: bpulley@ovc.org

Matthew Banker, Assistant Commissioner for Institutional Services
 E-mail: mbanker@ovc.org

Heather Brown, Director of Media Relations
 E-mail: hbrown@ovc.org

Jon Kuka, General Manager - OVC IMG Sports Marketing
 E-mail: jkuka@ovc.org

Mike Dirmann, Account Executive - OVC IMG Sports Marketing
 E-mail: mdirmann@ovc.org

Jenny Kulchar, Administrative Assistant
 Email: jkulchar@ovc.org

Jim Jackson, Coordinator of Football Officiating
 E-mail: ovcfotball@epbf.com

MEMBERSHIP

Austin Peay State University - Clarksville, Tenn.
 Member since 1962

Belmont University - Nashville, Tenn.
 Member since 2012

Eastern Illinois University - Charleston, Ill.
 Member since 1996

Eastern Kentucky University - Richmond, Ky.
 Member since 1948

Jacksonville State University - Jacksonville, Ala.
 Member since 2003

Morehead State University - Morehead, Ky.
 Member since 1948

Murray State University - Murray, Ky.
 Member since 1948

Southeast Missouri State University - Cape Girardeau, Mo.
 Member since 1991

Southern Illinois University Edwardsville - Edwardsville, Ill.
 Member since 2008

Tennessee State University - Nashville, Tenn.
 Member since 1986

Tennessee Technological University - Cookeville, Tenn.
 Member since 1949

University of Tennessee at Martin - Martin, Tenn.
 Member since 1992

TABLE OF CONTENTS

Introduction

Media Information.....	2
OVC Style Guide	3
Conference History.....	4-5
OVC Honors/Awards	6
OVC Commissioner.....	7
OVC Staff	8-10
FCS Conference Alignment.....	11
Division I Football Information	12-13
2013 Season Preview/Notes	14-15
2013 Composite Schedule/2014 Schedule	16

2013 Team Information/Outlooks

Austin Peay	17-22
Eastern Illinois	23-28
Eastern Kentucky	29-34
Jacksonville State.....	35-40
Murray State	41-46
Southeast Missouri.....	47-52
Tennessee State.....	53-58
Tennessee Tech	59-64
UT Martin.....	65-70

2012 in Review

2012 All-OVC Teams	71
Final 2012 OVC Standings/Statistics	72-75
OVC Teams and Players in Final National Statistics.....	76
2012 OVC Players of the Week/Final FCS Top 25 polls	77

OVC Records/History

Year-by-Year OVC Final Standings.....	78-79
Year-by-Year OVC Champions.....	80
Year-by-Year All-OVC Teams	81-85
All-Time OVC Player and Coach of the Year Winners.....	86-87
OVC First-Team All-Americans.....	88
Record Book - Individuals	89-92
Record Book - Team.....	93-94
Year-by-Year Statistical Leaders	95-97
All-Time OVC Players of the Week	98-103
All-Time OVC Preseason Polls.....	104-105
NCAA Division I Football Championship/Bracket.....	106-107
OVC Postseason History.....	108-109
Final FCS/I-AA Yearly Polls	110-111
Conference Series Game-by-Game	112-113
OVC Schools vs. FBS Teams.....	114
Largest Crowds in OVC History	115
Sgt. York Trophy	116-117
All-Time Sports Network Award Winners.....	118
NCAA Overtime Rules/OVC Overtime History	119
OVC Players in the NFL Draft	120
Current OVC Alumni in the NFL	121

Directory of OVC Media Relations Directors	122
Composite Schedule Grid.....	123
OVC Digital Network.....	124
YP.com	125

CREDITS

This 2013 Ohio Valley Conference Football Media Guide was written, designed and edited by Kyle Schwartz, Assistant Commissioner for Media Relations. Assistance provided by and a special thanks to the sports information directors at the nine OVC football playing institutions for providing content and assistance.

The guide is available at OVCsports.com as a PDF download. Upon request it is also available on CD. The CD also contains the PDF media guides of all nine OVC football schools as well as a Logo/Headshot Library of the Conference office and member institutions. To request a copy, contact Kyle Schwartz in the OVC office.

SCHOOL WEBSITES

Ohio Valley Conference..... www.OVCsports.com
 Austin Peay www.LetsGoPeay.com
 Eastern Illinois www.EIUpantthers.com
 Eastern Kentucky www.EKUSports.com
 Jacksonville State..... www.JSUGamecockSports.com
 Murray State www.GoRacers.com
 Southeast Missouri www.GoSoutheast.com
 Tennessee State www.TSUTigers.com
 Tennessee Tech..... www.TTUSports.com
 UT Martin www.UTMSports.com

OVC GAMES ON THE RADIO/INTERNET

Austin Peay

On the Radio WVRY-FM 105.1
 On the Internet..... www.letsgopeay.com
 Talent David Loos, Van Stokes

Eastern Illinois

On the Radio Hit Mix 88.9 (WEIU)
 On the Internet..... www.weiuhitmix.net
 Talent Mike Bradd, Jack Ashmore

Eastern Kentucky

On the Radio WCYO-FM 100.7
 On the Internet..... www.wcyofm.com
 Talent Greg Stotelmyer, Greg McClellan

Jacksonville State

On the Radio WLJS-FM 91.9
 On the Internet..... www.jsu.edu/92j
 Talent Mike Parris, Ray Hammett

Murray State

On the Radio WFGE-FM 103.7
 On the Internet..... www.GoRacers.com
 Talent Neal Bradley

Southeast Missouri

On the Radio ESPN 92.9 FM (KLSC)
 On the Internet..... GoSoutheast.com
 Talent Erik Sean, Rick Wieser, Todd Bonacki

Tennessee State

On the Radio 102.1 FM/101.9 FM/830 AM
 On the Internet..... TSURadio.com (WTST The Blaze)
 Talent Albert Dawson

Tennessee Tech

On the Radio 98.5 Kiss FM
 On the Internet..... www.TTUSports.com
 Talent :...Roger Ealey, Buddy Pearson, Dylan Vazzano

UT Martin

On the Radio WCMT-FM 101.3/WUTM 90.3
 On the Internet..... www.UTMSports.com
 Talent Tom Britt, Chris Brinkley

Note: All above radio listings are Flagship stations only and does not include radio network affiliates.

OVC PRESS BOX PHONE NUMBERS

Austin Peay (931) 221-7191
 Eastern Illinois (217) 581-7770
 Eastern Kentucky (859) 622-2226
 Jacksonville State..... (256) 782-5585/5586
 Murray State (270) 809-6811
 Southeast Missouri (573) 651-2191
 Tennessee State (615) 565-4450
 Tennessee Tech..... (931) 372-6030/6031
 UT Martin (731) 881-7694/7632

MEDIA INFORMATION

OVCSPORTS.COM

The official website of the Ohio Valley Conference is OVCsports.com. The website is a direct partnership with SIDEARM Sports. The website contains all the latest news on the conference including releases, statistics and standings.

OVC PLAYERS OF THE WEEK

The OVC will name an Offensive, Defensive, Special Teams and Newcomer of the Week each Sunday afternoon during the regular season. A full report featuring league standings, statistics and weekly matchups will be available on Monday afternoons. The release will be posted on OVCsports.com and emailed to local and national media. If you would like to be added to the distribution list send an email to kschwartz@ovc.org.

OVC COACHES TELECONFERENCES

During the regular season a weekly teleconference featuring the league's nine head coaches will be held every Tuesday morning at 10 a.m. Central Time (the exception being the Oct. 23 call which will be on a Wednesday). The first teleconference will take place on Tuesday, Aug. 27. A schedule of what times coaches will appear weekly is below. For information on how to access the call, please contact Kyle Schwartz in the OVC Office (615-690-6685 or kschwartz@ovc.org).

10:00 - Chris Hatcher, Murray State
 10:07 - Watson Brown, Tennessee Tech
 10:14 - Dino Babers, Eastern Illinois
 10:21 - Bill Clark, Jacksonville State
 10:28 - Tony Samuel, Southeast Missouri
 10:35 - Kirby Cannon, Austin Peay
 10:42 - Jason Simpson, UT Martin
 10:49 - Rod Reed, Tennessee State
 10:56 - Dean Hood, Eastern Kentucky

OVC AND SOCIAL MEDIA

Media and fans can get the latest updates on Ohio Valley Conference happenings by using the social media outlets of Twitter and Facebook. Followers and fans of the OVC on each application will get breaking news first and have the chance to access special content and receive special deals. The OVC can be found on Twitter at <http://www.twitter.com/ovcsports> and on Facebook at <http://www.facebook.com/ovcsports>. You can also check out the league's YouTube Channel at <http://www.YouTube.com/ohiovalleyconference> and the OVC's Insider Blog at ovcinsider.blogspot.com.

FCS PLAYOFFS/OVC TIEBREAKER

The participants in the 2013 NCAA Football Championship Subdivision (formerly I-AA) Playoffs will be announced on Sunday, Nov. 24. In the event of a tie for the OVC Championship, the following procedures will be used to break all ties and to determine the league's NCAA playoff representative.

TWO-WAY TIES

1.) A two-way tie shall exist only if the tied teams have the same number of losses.

2.) Should two teams have the same number of losses, and the two teams played each other during the regular season, the winner of the head-to-head contest shall be the league's postseason representative.

3.) If the two tied teams have the same number of losses, but did not play each other during the regular season, the following procedure shall be utilized to break the tie:

a.) A comparison of each team's head-to-head record against the team occupying the highest position in the regular-season standings that each team has played. If one team won its game against that team, the winning team shall be declared the representative.

b.) Should the procedure outlined in Item a. fail to break the tie, the process will continue to the next-place team and beyond until the tie is broken.

c.) When arriving at another group of tied teams, composite records between the tying teams shall be utilized to determine if one of the tied teams has won more games against the group of tied teams.

4.) If the procedures described previously fail to break the tie, the representative shall be determined by a coin flip.

MULTIPLE TIES

1.) A multiple tie (three or more teams) shall exist only if the tied teams have the same number of losses.

2.) If all of the teams involved in the multiple tie played each other during the regular season, then the composite records among the tied teams shall be compared to break the tie.

3.) If the process outlined in Step 2 reduces the tie to a tie among two teams, the two-team tiebreaker formula shall then be utilized.

4.) If not all of the tied teams played each other during the regular season, or if step 2 does not break or reduce the tie, the following procedure shall be utilized:

a.) A comparison of each of the tied teams' head-to-head record against the team occupying the highest position in the regular-season standings that each team has played. If one team won its game against that team, the winning team shall be declared the representative.

b.) Should the procedure outlined in Item a. fail to break the tie, the process will continue to the next-place team and beyond until the tie is broken.

c.) When arriving at another group of tied teams, composite records between the tying teams shall be utilized to determine if one of the tied teams has won more games against the group of tied teams.

5.) If the procedures described previously fail to break the tie, the representative shall be determined by a blind drawing.

OHIO VALLEY CONFERENCE STYLE GUIDE

Official Institution Name "Nickname"	Preferred Athletics Reference	Unacceptable Usages	PMS Colors
Austin Peay State University "Governors" or "Govs" (men's teams) "Lady Govs" (women's teams)	Austin Peay, APSU	Austin Peay State, AP Lady Governors	200 Red
Belmont University "Bruins"	Belmont	Lady Bruins	Red 186, Blue 281
Eastern Illinois University "Panthers"	Eastern Illinois, EIU	Lady Panthers	2945 Blue, 422 Gray White
Eastern Kentucky University "Colonels", "Lady Colonels" (W-Basketball only)	Eastern Kentucky, ECU	---	209 Maroon, 429 Gray
Jacksonville State University "Gamecocks"	Jacksonville State, JSU Jax State	Jacksonville, Jack State Lady Gamecocks	186 Red, 122 Gold
Morehead State University "Eagles"	Morehead State, MSU	Morehead	286 Blue, 116 Yellow
Murray State University "Racers", "Thoroughbreds" (baseball only)	Murray State, MSU	Murray, Lady Racers	123 Gold, 289 Blue
Southeast Missouri State University "Redhawks"	Southeast Missouri State Southeast Missouri, Southeast	---	186 Red, 05 Cool Grey Black
Southern Illinois University Edwardsville "Cougars"	SIUE (preferred) SIU Edwardsville	Southern Illinois-Edwardsville SIU-E	485 Red, 462 Dark Brown 7505 Brown, 465 Gold 7504 Light Brown
Tennessee State University "Tigers", "Lady Tigers" (WBB only), "Tigerbelles" (W-Track only)	Tennessee State, TSU	---	Reflex Blue
Tennessee Technological University "Golden Eagles"	Tennessee Tech, TTU, Tech	Tenn. Tech, TT	266 Purple, 109 Gold
The University of Tennessee at Martin "Skyhawks"	UT Martin, UTM	Tennessee-Martin UT-Martin, Martin	289 Blue, 151 Orange
Ohio Valley Conference	Ohio Valley, OVC	Valley	194 Maroon, 874 Gold Black



Above are the primary logos for the Ohio Valley Conference member institutions. All logos are trademarks of their respective universities.

This reference is intended only for media-related, non-commercial use. For more information or to request access to logos, contact Kyle Schwartz, Assistant Commissioner for Media Relations, at the Ohio Valley Conference at (615) 690-6685 or kschwartz@ovc.org.





Now in its 66th year, the Ohio Valley Conference continues to build on the success that has made it the nation's eighth-oldest NCAA Division I conference.

In May 2011 the Conference expanded for the second time in four years, adding Belmont University which began competition in the 2012-13 academic year. The addition of Belmont gave the OVC 12 members, the most the league has had at one time in its illustrious history. The move added a second team in the city of Nashville and was the first addition to the league since Southern Illinois University Edwardsville joined in 2008. Subsequently, the league has shown its stability over the past decade, seeing only one member institution depart over the past 13 years.

The 2009-10 school year saw a change in leadership as Beth DeBauche was named the seventh full-time Commissioner in league history on July 28, 2009. She is currently one of just six females to be the head of a Division I conference, and one of just nine to lead a Division I conference all-time. The last three commissioners of the OVC have moved onto jobs as the commissioner of the Big Ten, Big 12 and the Mid-American Conferences.

The OVC's proud history dates back to 1948, but seeds for the new league were actually planted in 1941. It was then that Roy Stewart, the athletics director at Murray State, Charles "Turkey" Hughes, the athletics director at Eastern Kentucky, and Kelly Thompson, the public relations director at Western Kentucky, first broached the idea of forming a new conference. Discussions were put on hold by World War II, but reemerged Feb. 27-28, 1948 at the Kentucky Hotel in Louisville as the three original institutions combined with Morehead State, Louisville and Evansville to form the OVC.

In the 1950s, the OVC became a pioneer on a much more significant scale socially. During times of racial segregation, league member Morehead State became one of the first non-traditionally black mid-southern institutions to accept a black student. In 1958 Marshall Banks earned athletically-related aid at Morehead, which signed a second black athlete, Howard Murphy, a year later. In 1961 Murphy earned all-conference recognition as a halfback in football. With racial barriers broken, the rest of the institutions in the league began to provide educational and athletic opportunities to African-Americans.

After Title IX legislation passed in 1972, women's athletics began a rebirth on the national scene as the NCAA began sponsoring and marketing women's sports. Recognizing the need to provide increased opportunities for female athletes, the OVC began formulating plans for women's athletics in 1975 and established women's championships in the sports of basketball, tennis and track in 1977, with cross country and volleyball added over the next four years. Those sports were initially governed by the Association of Intercollegiate Athletics for Women (AIAW), but the overall strength of women's programs in the league was demonstrated by the automatic bids the OVC instantly received when the NCAA became the governing body in 1982. The conference added women's golf and softball in 1994 and women's soccer in 1998.

Through the past 65 years, 15 teams have won or shared the league's football title. The list is led by Eastern Kentucky, winner of 21 outright or shared football crowns (including sharing the title in 2011), which is tied for the most in Football Championship Subdivision history (with Massachusetts). Among OVC teams, former member Middle Tennessee is next with 11 titles, followed by Tennessee Tech with 10, and Murray State and former member Western Kentucky with eight apiece. Eastern Illinois has claimed six football crowns and Jacksonville State has three, while Morehead State, Tennessee State and former members Evansville and East Tennessee State have captured two apiece. Austin Peay, Southeast Missouri, UT Martin and former member Youngstown State have one title apiece.

Murray State and Evansville tied for the initial football championship, and the Racers participated in the first-ever bowl game by an OVC team, tying Sul Ross State 21-21 in the 1948 Tangerine Bowl. From 1948 to 1975, OVC teams played in 15 bowl games, winning eight of them. Eastern Kentucky and Western Kentucky were also participants in the NCAA Division II playoffs in the early and mid-1970s prior to the NCAA's reclassification of football programs into Division I-AA. The term "I-AA" lasted until the end of the 2006 season when it was changed to Division I Football Championship Subdivision (FCS).

The first Division I-AA/FCS football playoff was held in 1978 with only four teams, which is the only year through present day that the OVC did not field a playoff representative. In 1979, four of the nation's top teams were invited to the playoffs, and two of them - Eastern Kentucky and Murray State - were from the OVC. Murray dropped its semifinal game to Lehigh, but the Colonels nipped Nevada-Reno in double overtime and claimed the national championship a week later with a 30-7 victory over Lehigh. ECU was coached by former All-America

quarterback Roy Kidd, who was in his 16th year at the helm of his alma mater and who skipped the Colonels to a second national title three years later. Following the 2002 season, Kidd retired after 39 years at ECU; upon retirement, he ranked sixth all-time among Division I coaches with 315 victories, earning him a spot in the College Football Hall of Fame. ECU's 20 FCS playoff appearances are the second for the most all-time (behind only Montana and tied with Appalachian State).

In addition to Kidd, other coaching legends in the OVC include Charles "Bubber" Murphy, who coached at Middle Tennessee from 1947-1968, Western Kentucky's Jimmy Feix (1968-83), Wilburn Tucker (1954-67) and Don Wade (1968-82) of Tennessee Tech, Bill Ferguson (1967-77) of Murray State, Guy Penny (1959-67) of Morehead State and Boots Donnelly (1977-78 at Austin Peay; 1979-1998 at Middle Tennessee). Following the 2011 season Eastern Illinois head coach Bob Spoo retired after 25 years at the school (the last 16 as members of the OVC). In his time as an OVC coach he compiled 92 total victories (fifth-most in league history) and 68 OVC wins (fourth-most in league history) and was inducted into the OVC Hall of Fame in 2012.

A sampling of former OVC football stars, some of whom were All-Americans during their collegiate careers before achieving stardom at the professional ranks, include Jim Youngblood and Larry Schreiber (Tennessee Tech), Phil Simms (Morehead State), Virgil Livers and Dale Lindsey (Western Kentucky), Myron Guyton and Chad Bratzke (Eastern Kentucky), Cortland Finnegan (Samford) and Tony Romo (Eastern Illinois). In 2008, former Tennessee State standout Dominique Rodgers-Cromartie became just the fourth NFL First Round draft pick in OVC history when he was selected 16th overall by the Arizona Cardinals. He would break into the starting lineup halfway through his rookie season and started at cornerback for the Cardinals in Super Bowl XLIII. The OVC has had at least one former player named a NFL Pro Bowl selection in four of the past seven seasons.

The 2007 season marked a return to scholarship football and the OVC for the Austin Peay Governors. Following the 1996 season the Governors dropped scholarship football and competed as both an independent (1997-00, 2006) and as a member of the Pioneer Football League (2001-05).

The 2007 season also brought new vernacular to the Ohio Valley Conference and the division formerly known as I-AA. Beginning with the 2006 National Championship game the term I-AA was changed to NCAA Football Championship Subdivision (FCS) in a decision by the Division I Board of Directors. The new label was chosen to communicate in a positive and clear manner the unique differences between Division I football categories (chiefly, the post-season opportunity) while still defining them within the Division I experience. The FCS includes programs that compete in an effort to participate in the NCAA championship postseason structure (one of 89 NCAA national championships) as opposed to the Football Bowl Subdivision (FBS) which competes in an effort to participate in the postseason bowl system (the 35 NCAA-licensed events which includes the Bowl Championship Series).

In 2010 Southeast Missouri State, picked to finish seventh in the preseason poll, compiled a 7-1 Conference record on the way to its first OVC Championship since joining the league in 1991. Overall the Redhawks were 9-2 during the regular season and earned a berth in the FCS Playoffs, its first playoff berth at any level in the program's 104-year history. Southeast would lose to eventual national champion Eastern Washington in the second round of the playoffs. Head coach Tony Samuel capped the year by winning the Sports Network's Eddie Robinson Award, given to the National Coach of the Year. Samuel was the second OVC coach to win the award (joining Murray State's Houston Nutt who won the award in 1995).

For only the second time in league history in 2011, three teams shared the OVC football championship, as Eastern Kentucky, Jacksonville State and Tennessee Tech finished with 6-2 records. The only other time in league history more than two champions were crowned at the end of the year was 1962 (when four teams shared the crown).

In 2012 Eastern Illinois became just the fourth football team in OVC history to go from worst-to-first in winning the OVC Championship. The Panthers were led by head coach Dino Babers who became just the fourth first-year head coach to win an OVC Championship (joining Boots Donnelly in 1977, Jason Simpson in 2006 and Dean Hood in 2008). During the year Eastern Illinois junior wide receiver Erik Lora shattered the FCS single-season receptions record, hauling in 136 passes in 12 games; that mark was 13 more than the previous NCAA record and 44 more than the previous OVC mark.

Football wasn't the only sport in which the OVC was quickly gaining respect. In 1955, the OVC became only the second six-member league nationally to earn

FORMER COMMISSIONERS OF THE OVC



Art Guepe
(1963-75)



Paul Dietzel
(1975-76)



Bob Vanatta
(1976-79)



Jim Delany
(1979-89)



Dan Beebe
(1989-2003)



Dr. Jon Steinbrecher
(2003-09)

an automatic bid to the prestigious NCAA Men's Basketball Tournament, which, at that time, was limited to only 24 participants. The Conference quickly proved worthy of that bid, as Morehead State defeated Marshall (107-92) and Wayne State (95-84) in the 1956 tournament. Fifteen years later, former OVC member Western Kentucky became the first and only Conference team to reach the Final Four. The Hilltoppers defeated Jacksonville, Kentucky and Ohio State before losing to Villanova in double overtime in the national semifinals. WKU went on to finish in third place after beating Kansas 77-75 in the consolation game.

The league also had another historical moment in November 2008 when the NCAA awarded Nashville the 2014 NCAA Women's Division I Final Four. The OVC will serve as the host of the prestigious event, which is one of the biggest sporting events the city of Nashville can host. The event will be held April 6 & 8 at Bridgestone Arena in downtown Nashville.

Over its 65 years, OVC teams have garnered national championships and bowl games in football, along with national team or individual titles in the sports of rifle, cross country, track and golf.

The OVC has also produced several Olympic athletes, including Murray State's Morgan Hicks, who was a member of the 2004 United States Olympic Rifle Team and Morehead State's Brian Shimer who competed in five Winter Olympics in bobsled (winning a bronze medal in 2002) and coached the 2010 United States bobsled team to its first gold medal since 1948. In addition, some of the greatest players in professional sports were educated at OVC institutions. The list includes former greats such as football's Phil Simms (Morehead State), basketball's Clem Haskins (Western Kentucky) and Bubba Wells (Austin Peay) and two-sport star Steve Hamilton (Morehead State) to present-day standouts like basketball player Trenton Hassell (Austin Peay), football player Tony Romo (Eastern Illinois) and baseball players A.J. Ellis (Austin Peay) and Jon Rauch (Morehead State). Hamilton is the only athlete to ever play in the NCAA Basketball Championship, a Major League Baseball World Series (New York Yankees) and a NBA Championship Series (Los Angeles Lakers).

The playing field is not the only place where OVC athletes are working hard. The league also recognizes excellence in the classroom. Six Scholar-Athlete Awards are presented yearly to male and female athletes, while others are commended for their academic success by being Medal of Honor recipients or earning a spot on the Commissioner's Honor Roll. Additionally, the league annually presents one institutional Academic Achievement Award, as well as separate team awards in each Conference-sponsored sport. Since the College Sports Information Directors of America (CoSIDA) Academic All-America program began, the Ohio Valley Conference has had 215 student-athletes honored with

the award, including 36 over the last four years (2009-10, 2010-11, 2011-12, 2012-13).

Through the early years of the league, administrators wrestled with fan behavior due to the close proximity of the Conference members and the intense rivalries which developed. Just as it did decades ago, the OVC took the leadership role on what has become a national issue. In 1995, the OVC implemented a first-of-its-kind "Sportsmanship Statement," a policy which promotes principles of fair play, ethical conduct and respect for one's opponent. The statement has become a model for others to follow across the nation, and has answered the challenge of the NCAA Presidents Commission to improve sportsmanship in collegiate athletics.

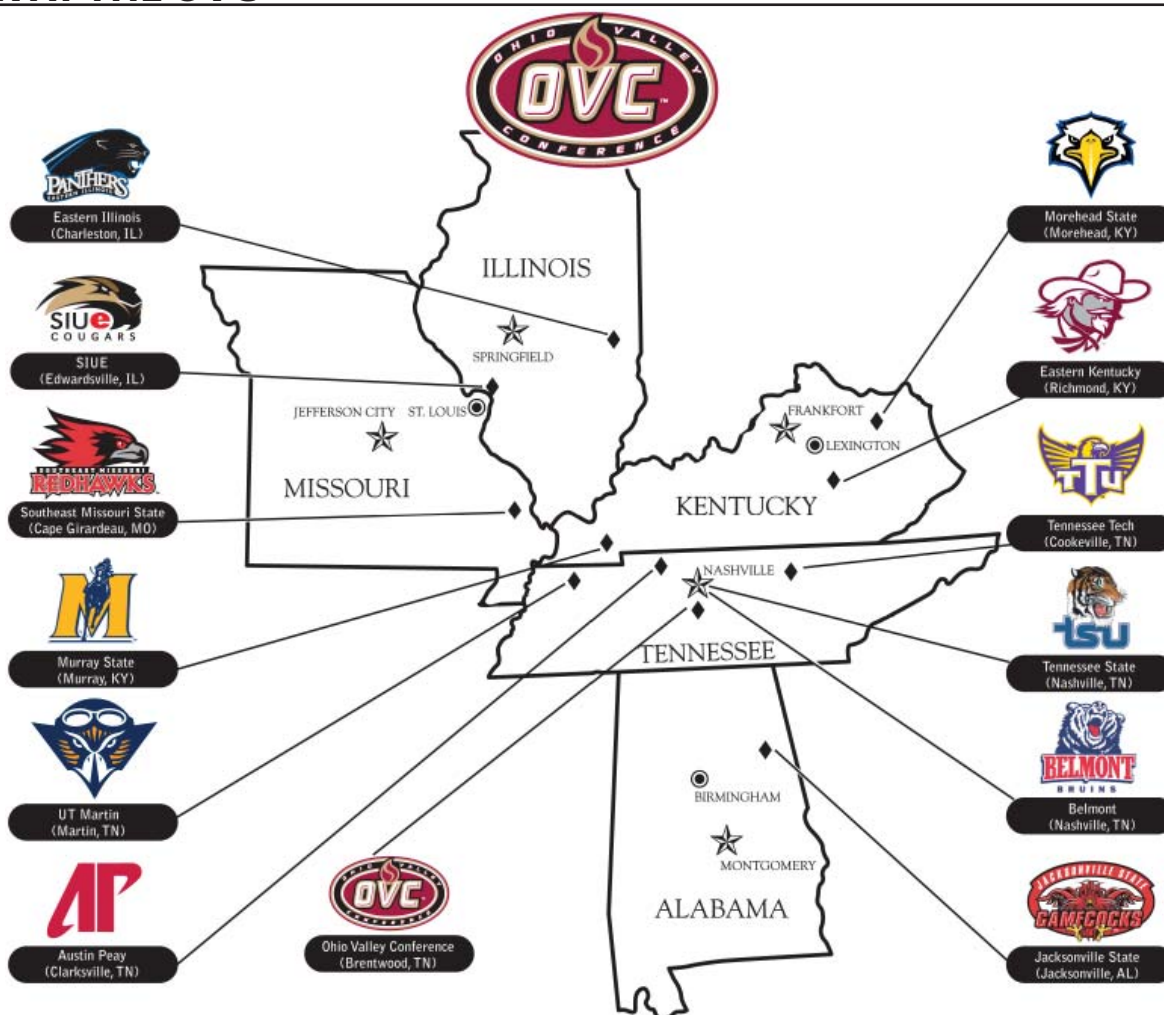
Additionally, the OVC annually presents the Steve Hamilton Sportsmanship Award, in honor of the former Morehead State student-athlete, coach and athletics director, to a junior or senior student-athlete with significant athletic contributions who best exemplifies the characteristics of sportsmanship and citizenship. Most recently, the Conference has also implemented the OVC Institutional and Team Sportsmanship Awards, which are presented to one institution and 18 sport-specific teams voted by their peers to have best exhibited the standards of sportsmanship and ethical conduct as outlined by the OVC and NCAA.

The vision of leadership demonstrated by the Founding Fathers in 1948 remains alive today as the Ohio Valley Conference prepares for the future. One example is in regard to the current trend in collegiate athletics administration for increased involvement of university presidents in setting policies and making rules. The presidents of OVC institutions, however, have always governed the Conference, long before presidential governance became a national theme.

The Ohio Valley Conference sponsors the following sports: baseball, basketball, cross country, football, golf, tennis and track for men, and basketball, cross country, golf, soccer, softball, tennis, track and volleyball for women. In addition, the OVC also sponsors the combined men's and women's sport of rifle.

Now in its seventh decade of competition, the Ohio Valley Conference has grown significantly from its humble beginnings while increasing the number of athletics opportunities it provides for students. Current league representatives include charter members Eastern Kentucky University, Morehead State University and Murray State University, along with Austin Peay State University, Belmont University, Eastern Illinois University, Jacksonville State University, Southeast Missouri State University, Southern Illinois University Edwardsville, Tennessee State University, Tennessee Technological University and the University of Tennessee at Martin.

A LOOK AT THE OVC



OVC HONORS AND AWARDS

The Ohio Valley Conference implemented a first-of-its-kind "Sportsmanship Statement," a policy promoting fair play, ethical conduct and respect for one's opponent in 1995. The statement answered a challenge of the NCAA Presidents Commission to improve sportsmanship in college athletics, and has become a model for others to follow across the nation.

The development of the OVC sportsmanship statement began in June 1993 at the direction of the league's presidents. A committee made up of athletics directors and faculty representatives drafted the initial statement, and all coaches and other administrators had the opportunity for input. The statement sets forth expectations for spirit groups, officials and fans, as well as the student-athletes and coaches. Here is a brief synopsis of each group's expectations within the sportsmanship statement.

Administrators: Institutional administrators will create an environment of hospitality for visiting teams, particularly for those individuals at Conference institutions. Administrators will treat the visiting teams and its fans in the same manner that they would want their teams to be treated.

Coaches: Coaches have the greatest amount of influence over whether young people in their programs are taught and follow the high principles of sportsmanship. The OVC has been benefited by coaches who have risked losing a contest by removing student-athletes who have demonstrated disrespect for their opponents. This discipline measure educates that individual about the importance of sportsmanship over participation and winning, and helps counteract the constant messages received from many professional athletes who demonstrate a lack of respect for opponents.

Student-Athletes: Student-athletes at OVC institutions will be expected to treat opponents with sportsmanship, and there will be no tolerance for taunting and baiting of opponents. OVC student-athletes must understand that they are perhaps the most visible representatives of their institutions and their behavior is observed and emulated by many who are younger. OVC student-athletes must honor the responsibilities that accompany the privilege of representing our schools by behaving with dignity and class on and off the field.

Spirit Groups: Like our student-athletes, spirit groups are visible representatives of our universities, and they are expected to show decent behavior. Cheerleaders, bands and other spirit groups are admitted to contests to support their teams and assist in creating a fun atmosphere, but they will not be allowed to disrupt or confront opposing teams.

Officials: Officials will enforce the rules regarding sportsmanship without tolerance for abuse. Players and coaches will receive their only warning prior to the contest, and once the contest begins, penalties will be assessed for violations of unsportsmanlike conduct.

Fans: We know all fans are embarrassed by the inappropriate behavior of a few who may engage in confrontational and threatening actions towards officials, visiting fans, players or coaches. Those individuals may be dismissed to provide a better environment for others.

The Conference believes that the effort to meet the expectations outlined in the sportsmanship statement will increase the attractiveness at our athletics events by creating a healthy environment for competition. A complete copy of the sportsmanship statement can be obtained by calling the OVC office at (615) 371-1698.

The OVC has a variety of awards to recognize sportsmanship by its student-athletes, coaches, administrators and teams. In 1998, the OVC

established the Steve Hamilton Sportsmanship Award, presented annually to a male or female junior or senior student-athlete who best exemplifies the characteristics of the former Morehead State student-athlete, coach and administrator. Hamilton is the only individual to have ever played in a NCAA Basketball Championship, a Major League Baseball World Series (New York Yankees) and a National Basketball Association Championship Series (Minnesota Lakers).

In 2003-04 the League began awarding the Institutional Sportsmanship Award, given to the OVC member institution selected by its peers to have best exhibited the standards of sportsmanship and ethical conduct as outlined by the OVC and NCAA. In 2005-06 the League expanded the sportsmanship award program by adding the Team Sportsmanship Award. An award is given to each sport sponsored by the OVC and is voted on by the student-athletes and coaches of the respective sports.

OVC SPORTSMANSHIP HONOREES

Steve Hamilton Sportsmanship Award Winners

1998-99	Julie Virta (women's basketball), Austin Peay
1999-00	Michael Turner (men's basketball), Murray State
2000-01	Kelly Pendleton (women's basketball), UT Martin
2001-02	Grant Swallows (football), Tennessee Tech
2002-03	Brooke Armistead (women's basketball), Austin Peay
2003-04	Kandi Brown (women's basketball), Morehead State
2004-05	Cassandra Peek (women's basketball), Austin Peay
2005-06	Zac Schlader (men's basketball), Austin Peay
2006-07	Adonia Bivins (women's soccer), Austin Peay
2007-08	Beth Boden (softball), Tennessee Tech
2008-09	Carrie Burggraf (track & field), Austin Peay
2009-10	Carrie Burggraf (track & field), Austin Peay
2010-11	Abby O'Connor (volleyball), Eastern Kentucky
2011-12	Jon Clinard (baseball), Austin Peay
2012-13	Sean Bailey (tennis), Austin Peay

Institutional Sportsmanship Award Winners

2003-04	Southeast Missouri State University
2004-05	Samford University
2005-06	Samford University
2006-07	Morehead State University
2007-08	Austin Peay State University
2008-09	Eastern Kentucky University
2009-10	Eastern Kentucky University
2010-11	Southeast Missouri State University
2011-12	Tennessee Tech University
2012-13	Eastern Kentucky University

Football Team Sportsmanship Award Winners

2005-06	Samford University
2006-07	Eastern Illinois University
2007-08	Austin Peay State University
2008-09	Austin Peay State University
2009-10	Eastern Illinois University
2010-11	Southeast Missouri State University
2011-12	Austin Peay State University
2012-13	Southeast Missouri State University

OVC HALL OF FAME

The Ohio Valley Conference organized a Hall of Fame in 1977. Membership is limited to coaches, administrators, faculty and staff members who have been associated with the OVC for at least five (5) years and have had extensive outstanding service to the Conference. Unless a tie in the selection procedure occurs, there shall be no more than three (3) inductees annually. Voting for the award is done in the spring and the induction takes place at the OVC Honors Luncheon, which is held annually at the end of May. Following the 2013 ceremony, the Hall of Fame now has 71 members.

Dr. Joe Morgan, APSU (1977)
 Mr. Charles Hughes, ECU (1977)
 Dr. Robert Martin, ECU (1977)
 Dr. Adron Doran, MOR (1977)
 Mr. Roy Stewart, MUR (1977)
 Dr. W.E. Derryberry, TTU (1977)
 Mr. Hooper Eblen, TTU (1997)
 Dr. Kelly Thompson, WKU (1977)
 Mr. Ed Diddle, Sr., WKU (1977)
 Mr. L.T. Smith, WKU (1977)
 Dr. Dave Aaron, APSU (1978)
 Mr. Bob Laughlin, MOR (1978)
 Mr. Ted Hornback, WKU (1978)
 Dr. Quill E. Cope, MTSU (1978)
 Mr. J.D. Rayburn, MUR (1979)
 Mr. Nick Denes, WKU (1979)
 Mr. Raymond H. Brown, TTU (1980)
 Dr. Dero G. Downing, WKU (1980)

Mr. P.V. Overall, TTU (1981)
 Mr. Arthur L. Guepe, OVC (1982)
 Mr. Charles M. Murphy, MTSU (1982)
 Mr. Malcolm P. Quillen, TTU (1984)
 Mr. Ellis T. Johnson, MOR (1985)
 Mr. John "Sonny" Allen, MOR (1987)
 Mr. Wilburn Tucker, TTU (1987)
 Mr. Johnny Reagan, MUR (1988)
 Dr. George Fisher, APSU (1988)
 Mr. John Oldham, WKU / TTU (1989)
 Mr. Jimmy Earle, MTSU (1989)
 Dr. Sam Ingram, MTSU (1990)
 Mr. Bennie Purcell, MUR (1990)
 Mr. Donald G. Combs, ECU (1991)
 Mr. Steve Hamilton, MOR (1991)
 Mr. James E. Delany, OVC (1992)
 Mr. E.K. Patty, MTSU (1993)
 Ms. Marynell Meadors, TTU (1993)

Mr. Edward S. Temple, TSU (1995)
 Mr. John Ogles, APSU (1996)
 Dr. Guy Penny, MOR (1996)
 Dr. Arliss Roaden, TTU (1996)
 Mr. John Stanford, MTSU (1997)
 Dr. Kala Stroup, MUR / SEMO (1997)
 Dr. Margaret N. Perry, UTM (1998)
 Dr. Leon Bibb, APSU (1999)
 Mr. Cal Luther, MUR / UTM (2000)
 Mr. R.L. "Buddy" Patey, OVC (2000)
 Dr. Nolan Fowler, MOR / TTU (2001)
 Dr. Angelo Volpe, TTU (2001)
 Mr. Jim Ward, ECU (2002)
 Mr. Roy Kidd, ECU (2003)
 Dr. Bobby Barton, ECU (2004)
 Mr. Wayne Martin, MOR (2004)
 Mr. Bill Cornell, MUR (2005)
 Dr. David Larimore, TTU (2005)

Mr. Karl Park, ECU (2005)
 Dr. Geri Polvino, ECU (2005)
 Mr. Dan Beebe, OVC (2006)
 Mr. Paul McBrayer, ECU (2006)
 Mr. Don Wade, TTU (2006)
 Dr. Thurston Banks, TTU (2007)
 Mr. Steve Newton, MUR (2007)
 Mr. Bill Worrell, TTU (2007)
 Mr. Elvis Green, MUR (2008)
 Dr. Joey Haines, SEMO/AP (2009)
 Mr. Larry Inman, ECU/MTSU (2009)
 Mr. Chuck Kimmel, APSU (2010)
 Mr. David Mays, TTU (2010)
 Mr. Ron English, OVC (2011)
 Mr. Bobby Nichols, TTU (2011)
 Mr. Bob Spoo, EIU (2012)
 Dr. Martha Mullins, ECU (2013)

Beth DeBauche - Commissioner



Elizabeth (Beth) DeBauche was named Commissioner of the Ohio Valley Conference on July 29, 2009 and began her duties with the league in September 2009.

DeBauche (pronounced De-BUSH) is the seventh full-time Commissioner in the 63-year history of the OVC. She follows Art Guepe (1963-75), Paul Dietzel (1975-76), Bob Vanatta (1976-79), Jim Delany (1979-89), Dan Beebe (1989-2003) and Dr. Jon A. Steinbrecher (2003-09).

DeBauche is one of just eight females to be the head of a Division I Conference in 2013-14.

In May 2011 the league announced the addition of Belmont University to the OVC beginning in 2012-13. The addition of Belmont brought the OVC to 12 teams, the largest membership total in league history.

DeBauche will serve as the Chair of the Nashville Local Organizing Committee (NLOC) for the 2014 NCAA Division I Women's Basketball Final Four. The Ohio Valley Conference will serve as the host institution of the event which will be held at Bridgestone Arena in Nashville on April 6 and 8.

Under DeBauche the league started an extensive strategic planning and branding initiative which led to the development of the league's first tagline of "Inspiring Excellence Since 1948." The project also produced the league's first 30-second PSA commercial in over a decade as well as a longer feature video highlighting the Conference.

During the 2012-13 school DeBauche oversaw the switch of the league's web streaming efforts to a free access model which was rebranded the OVC Digital Network (OVCDN). The new OVCDN included HD video for the first time and was made available on any platform/device. The Digital Network focuses on both athletic competition as well as telling the story of OVC and its member institutions. In its first year as a free service the OVC Digital Network saw extreme growth in viewership.

In her four years with the league the OVC has seen postseason success men's basketball as Murray State topped Vanderbilt in the first round of the NCAA Tournament in 2010, Morehead State beat Louisville in the second round in 2011 and Murray State bested Colorado State in the second round in 2012. Overall the league has won NCAA Men's Basketball Tournament games in four of the past five years, including four-straight years (2009-12) for the first-time in league history.

OVC student-athletes have continued to achieve high levels of success not only on the field but also in the classroom. The league has consistently seen record number of honorees on the OVC Medal of Honor and OVC Commissioner's Honor Roll lists during her tenure. During the past four years 38 OVC

student-athletes have been named CoSIDA Academic All-Americans.

In 2012-13 DeBauche helped spearhead a year-long celebration of the 40th Anniversary of Title IX. As part of the celebration each of the OVC's 12-member institutions identified a pioneer in women's athletics and gender equality from their school to be honored during the year and celebrated at a home athletic event on their campus. The celebration was capped in May when those honorees were recognized at a special luncheon as part of the OVC Spring Meetings.

DeBauche currently serves on the NCAA Committee on Athletic Certification, the NCAA Division I Leadership Council and the NCAA Rules Working Group.

From August 2002 through August 2009 DeBauche, along with the vice-president of Division I, was responsible for coordinating Division I initiatives through the NCAA governance structure, as well as helping to manage the Division I agenda. Her duties included developing agendas and providing leadership for the Division I Board of Directors, Presidential Advisory Group and the Leadership Council. DeBauche has overseen the entire Division I governance structure and worked directly with the Legislative Council, the six cabinets and the supporting communications and coordination committee.

She was also a liaison to governance representatives, external constituent groups and NCAA staff regarding legislative and governance activities. That role required DeBauche to have regular interaction with the Collegiate Commissioner's Association (CCA), the CCA Compliance Coordinators, the Division I-A Athletics Directors Association, the National Association of Collegiate Women Athletics Administrators (NACWAA) and the Faculty Athletics Representatives Association (FARA). DeBauche also served as a liaison to the Women's Basketball Issues Committee, the Presidential Oversight and Monitoring Group, the Men's Basketball Academic Enhancement Group, the Presidential Task Force on Commercial Activity in Intercollegiate Athletics and the Two-Year College Relations Panel.

In 2008, DeBauche was named the NACWAA Conference/Organization Administrator of the Year.

Prior to her work at the NCAA, DeBauche worked at the Southeastern Conference (SEC) from November 1996 through August 2002. As an assistant and later associate commissioner, she managed all aspects of the SEC's rules compliance program. DeBauche provided NCAA and SEC rules interpretations, developing rules education materials and programming, conducting compliance reviews and assisting member institutions with the NCAA certification program. At times during her tenure, she also served as the league's liaison to the faculty athletics representatives, the compliance coordinators, directors of academic support and Student-Athletes Advisory Committee (SAAC) as well as the sports liaison to the leagues women's golf, women's tennis and women's volleyball coaches.

From 1996 to 1998 DeBauche was the Director of the National Letter of Intent (NLI) Program for the Collegiate Commissioners Association (CCA). In that role she was the administrator in charge of issuing all NLI rules interpretations, creating rules education materials and providing NLI rules education presentations as well as being the primary information resource for parents, student-athletes and the media.

DeBauche got her start in collegiate athletics at Vanderbilt University where she was the Assistant Athletic Director for Compliance from August 1994 to November 1996.

DeBauche received her Bachelor of Arts degree in history and government from Saint Mary's College (Ind.) and earned her Master's Degree in communications from Notre Dame. After completing the Concannon Program of International Law in London, England, DeBauche received her Juris Doctorate from the Notre Dame School of Law.

A member of the Illinois, Wisconsin and Georgia Bar, following law school graduation DeBauche worked as an attorney in each Green Bay, Atlanta and Marietta, as well as serving as a Judicial Clerk to P. Harris Hines, who is currently serving on the Georgia Superior Court.

DeBauche has been a member of the Notre Dame Club of Indianapolis Board of Directors, as well as a graduate of the Sports Management Institute and a participant in the Division I-A Athletics Directors Institute. She is a board member with the Nashville Sports Council, a member of the Nashville Catholic Business Women's League, the women's networking group CABLE and the Nashville Rotary.



Brad Walker - Associate Commissioner/Operations



Brad Walker was named Associate Commissioner for Operations/Chief Operating Officer at the Ohio Valley Conference on Oct. 19, 2007 and began his duties at the OVC in Nov. 2007.

Entering his seventh year at the OVC in 2013-14, Walker served as the League's Interim Commissioner from May until mid-September 2009. He was also a member of the Division I Championships/Sports Management Cabinet from 2009-11.

In September 2012 Walker began a five-year term on the NCAA Division I Women's Basketball Committee, where he will help

administer the women's basketball championship.

Walker's responsibilities at the OVC include the day-to-day operations of the Conference office, including financial operations, as well as developing schedules and providing oversight for football and men's basketball, scheduling and oversee baseball, serving as a liaison with officiating coordinators and coaching groups, overseeing bidding for and directing of NCAA championship events (including the 2012 NCAA Men's Basketball Championship 2nd/3rd Rounds which the OVC hosted in Nashville), coordination of the Conference television properties and serving as the director of the men's and women's basketball tournament among other things.

Walker joined the OVC after seven-plus years at the West Coast Conference (WCC), which is headquartered just south of San Francisco. He joined the WCC in Oct. 2001 as Director of Communications and was later promoted to Assistant Commissioner and Associate Commissioner. He was responsible for coordinating the marketing efforts for the WCC's 13 sports, as well as handling all aspects of television, including contract negotiations. That included taking the lead role in negotiating the WCC's largest television contract in league history, a five-year agreement with ESPN. He also worked closely with the league's corporate partner program, producing conference schedules for the six round-robin sports, including basketball, as well as handling championship management duties.

Walker previously worked at the Mid-Continent Conference as Assistant Director of Media Relations and at Holy Cross College in Worcester, Mass. He completed his degree in marketing at Bentley College (Waltham, Mass.) in May 1996. He was an all-conference basketball player at Bentley, serving as team captain his senior season.

The Milwaukee, Wis. native is a 2004 graduate of the NCAA Leadership Institute for Ethnic Minority Males. Walker and his wife Sonya were married in December 2010.

Jennifer Gibbs - Asst. Commissioner/Championships



Jennifer Gibbs joined the Ohio Valley Conference staff in October 2006 as assistant commissioner for championships. In addition to overseeing the administration of the OVC's 18 championship sports, Gibbs also serves as the Conference Senior Woman Administrator, as well as the staff liaison to select coaching groups and officiating coordinators. She also coordinates the league's Student-Athlete Advisory Committee (SAAC) and the OVC's merchandise, awards and internship programs.

Gibbs was a staff member on Nashville's Bid Committee that successfully landed the Division I NCAA Women's Final Four for the city in 2014; this year she will serve as the Tournament Director for that event.

She has also served as a timeout coordinator for the Men's and Women's Division I NCAA Basketball Tournament. In 2012 she served as the assistant tournament manager for the Division I Men's Basketball Championship 2nd/3rd Rounds held in Nashville.

Gibbs joined the OVC after serving as sales coordinator for the Nashville Predators of the National Hockey League (NHL). In that role, she was charged with preparing corporate sponsorship proposals, tracking weekly

sales activity and identifying new business prospects.

Prior to joining the Predators, Gibbs was a championships assistant with the Sun Belt Conference, where she was involved in all facets of coordinating the league's championship events.

A native of Port Edwards, Wis., Gibbs received her post-secondary and graduate education at the University of Wisconsin-La Crosse, where she was awarded an undergraduate degree in sport management and a master's degree in sport administration. While attending the master's program at Wisconsin-La Crosse, Gibbs served as a graduate assistant in the athletics department, assisting with event management. She also spent seven years as the aquatics coordinator for the city of La Crosse, managing the day-to-day operations for five aquatic facilities.

Jennifer and her husband Matt were married in August 2008.

Kyle Schwartz - Asst. Commissioner/Media Relations



Kyle Schwartz joined the Ohio Valley Conference as Assistant Commissioner for Media Relations in Nov. 2006. He is in charge of publicity efforts for the Conference and is the primary contact for football, men's basketball, baseball, men's and women's cross country and men's and women's golf among other duties. He also serves as the media coordinator for the OVC's annual basketball and baseball tournaments and is also in charge of coordinating special events for the Conference, including the Honors Brunch and Hall of Fame.

Schwartz served as a timeout coordinator for the 2009, 2010, 2011, 2012 and 2013 NCAA Men's Basketball Tournaments and worked with the CoSIDA group at the Final Fours in Detroit, Indianapolis, Houston and New Orleans. In 2012 he served as the Media Coordinator for the NCAA Men's Basketball Second/Third Rounds that the OVC hosted in Nashville. In 2013 he served on the Media Coordination Committee for the Women's Final Four in New Orleans and this year he will serve as the Local Media Coordinator for the 2014 Women's Final Four which will be held at Bridgestone Arena in Nashville.

Schwartz came to the OVC after spending four and a half years at the University of Northern Colorado in Greeley, Colo. There he served as the Assistant Director of Media Relations for two years, was promoted to Media Relations Coordinator in July 2004 and served as Director of Media Relations in his final year.

At Northern Colorado, Schwartz helped coordinate the media efforts of two NCAA, two conference and six independent championships, including four during the 2005-06 school year. Schwartz was honored by Collegiate Volleyball Update (CVU.com) with the first annual RESPECTing Volleyball (Recognition for Excellence in Supporting and Promoting Volleyball) Award in 2005 and was ranked the No. 3 soccer SID in the country by *Soccer Buzz* magazine in 2004. The 2003 Northern Colorado volleyball guide he wrote, designed and edited won third place honors nationally in the CoSIDA publications contest.

Schwartz also spent two years as a graduate assistant in the Southeast Missouri State sports information department (2000-02). It was at SEMO that Schwartz received his master's degree in athletic administration, graduating with honors. Schwartz received his bachelor's degree in business administration from the University of Kentucky in May 2000, graduating cum laude. As an undergraduate, he interned with the Host Communications publishing group and also worked with the Kentucky Thoroughblades minor league hockey team.

Schwartz, a native of Flemingsburg, Ky., is a member of the College Sports Information Directors of America (CoSIDA) and has served on CoSIDA's Academic All-American committee as a district coordinator since June 2003. He also serves on the NCAA Statistics and Records Advisory Board. Schwartz and his wife, Angella, were married in June 2004.

Brian Pulley - Asst. Commissioner/External Affairs



Brian Pulley was named Assistant Commissioner for External Affairs on August 7, 2007 and enters his seventh year with the Conference in 2013-14.

With the OVC Pulley duties include overseeing the league's web streaming efforts, which included an overhaul and rebranding into the OVC Digital Network in 2012-13. The web streaming changed to a free model with HD-quality and availability across all platforms which dramatically increased viewership.

He is also the liaison for the Conference's multimedia rights holder, IMG College.

Pulley helped develop and executive a comprehensive marketing plan for the OVC Basketball Championship as the event expanded and moved to Municipal Auditorium in Nashville prior to the 2010-11 season. The 2012 OVC Basketball Tournament saw the second-highest attendance at a neutral site in the event's history.

Pulley will serve as the Women's Basketball Coaches Association (WBCA) and Youth Clinics liaison for the 2014 NCAA Division I Women's Basketball Final Four in Nashville.

Pulley brought over five years of sales experience to his current position, including completing an internship with the Conference in 2005-06. He has cultivated relationships for an array of business types and brings a comprehensive knowledge of game day operations as it applies to corporate activation.

Pulley came to the OVC after being an account executive with ISP Sports in Atlanta, Ga., where he was responsible for soliciting and cultivating corporate partners for Georgia Tech Athletics. He also helped develop and implement promotions for Georgia Tech football, baseball and men's basketball as well as being responsible for managing advertising inventory for Georgia Tech.

Pulley, a native of Springfield, Tenn., received his bachelor's degree in public relations from Middle Tennessee State University in December 1998. He completed his master's of science degree in sports administration from Belmont University in May 2006.

It was during graduate school that he served as an intern with the Ohio Valley Conference, helping establish a group sales base, formulating a marketing plan and assisting with the OVC Basketball Championship among other duties.

Pulley is active with the Big Brother Big Sisters of Middle Tennessee.

He and his wife Ashley were married in April 2011 and became proud parents to Ava Mae in July 2013.

Matthew Banker - Asst. Commissioner/Institutional Services



Matthew Banker was named Assistant Commissioner for Institutional Services on Dec. 11, 2009 and began his duties with the OVC on Jan. 4, 2010.

At the OVC, Banker oversees the conference's compliance operations, academic performance monitoring, and NCAA rules education programming to OVC member institutions. Banker also leads the conference's review of legislative proposals annually including coordination of the OVC's position on each proposal. Banker also conducts NCAA compliance reviews for OVC member institutions. As part of the OVC governance structure, Banker serves

as liaison to the OVC's Board of Faculty Athletics Representatives, the academic services directors and the institutional athletics compliance staff. Banker currently serves as the OVC's representative on the NCAA Division I Legislative Council and also manages the National Letter of Intent (NLI) program for the OVC. He also serves as the sport administrator for OVC men's and women's tennis.

Banker currently serves on the Division I Subcommittee on Legislative Relief, is the chair of the Division I Football Championship Subdivision (FCS) Governance Subcommittee and was elected chair of the Division I Legislative Council for the 2013-14 academic year.

Banker joined the OVC staff after serving as the Assistant Dean for Student Affairs at the Indiana University School of Law in Indianapolis, Ind. from 2008-09. Banker, while at IU School of Law, managed a variety of student services and administration functions including counseling law

students on personal and curricular matters, advising law student organizations, organizing new student orientation and spring commencement, managing the annual budget, coordinating the administration of final exams and oversight of the student handbook. Banker also served on the Dean's senior leadership team which included day-to-day management of the law school operations, strategic planning and executing the mission and goals of the school and serving on the law school's ABA self study committee.

Prior to working at the Indiana University School of Law in Indianapolis, Banker worked at the National Collegiate Athletic Association (NCAA) from 2002 to 2008, first as the Associate Director of Membership Services and later at the NCAA Eligibility Center as the Associate Director of Academic Review. His responsibilities with the NCAA included drafting NCAA legislation and interpretations for all three divisions including rules and interpretations for the Legislative Services Database (LSDB), the NCAA Manuals and NCAA Convention official notices. Banker also served as staff liaison to NCAA committees and councils tied to legislation and interpretations, financial aid, recruiting and playing and practice seasons. From spring 2007 to July 2008 he managed the day-to-day operations of the NCAA Eligibility Center academic review team which oversaw the administration of initial eligibility waivers and prospective student-athlete reviews for Division I and Division II institutions.

Banker received his bachelor of arts degree in print journalism from the University of St. Thomas in St. Paul, Minn. in December 1997. A member of the Omicron Delta Kappa Honor Society, Banker was a three-time letter winner for the Tommies football team. Banker received his Juris Doctorate from the Marquette University Law School in May 2001. At Marquette he was the president of the St. Thomas More Society and a member of the Sports Law Society.

Banker has been an active member and volunteer with the Boys & Girls Club and volunteers as a big brother in the Big Brothers Big Sisters program of Middle Tennessee. He is a member of the Wisconsin State Bar Association, the National Association of Academic Advisors (NAA), the National Association for Athletics Compliance (NAAC) and the National Association of Collegiate Directors of Athletics (NACDA). He also serves as an adjunct professor at Belmont University's School of Law.

Banker is a native of Wauwatosa, Wis.

Heather Brown - Director of Media Relations



Heather Brown is in her 10th year with the Ohio Valley Conference in 2013-14. After the completion of a 10-month internship with the OVC, she served in the position of Assistant Director for Media Relations until her promotion of Director of Media Relations in Dec. 2006.

Brown, the longest tenured member of the OVC staff, is the primary contact for soccer, volleyball, women's basketball, softball, men's and women's track and field, men's and women's rifle and men's and women's tennis.

Brown has done extensive work with NCAA Championships, first serving as the assistant media relations coordinator for the first and second rounds of the 2005 NCAA Division I Men's Basketball Championship and the Second and Third Rounds of the 2012 Championship in Nashville. She has also worked the first and second round of the NCAA Women's Tournament in each 2004, 2006 and 2007 and the Men's Basketball Tournament in 2008 and 2011. In 2012 she worked the Women's Final Four in New Orleans.

This year she will serve as the Local Media Coordinator for the 2014 Division I NCAA Women's Final Four which will be held at Bridgestone Arena in Nashville. Along with that role she has served on the Legacy Committee for the event.

Brown was instrumental in getting the OVC started in the social network/new media phenomenon, starting both Facebook and Twitter accounts for the league.

Prior to working with the Conference, the West Liberty, Ohio, native served a three-month internship in the sports information office at The Ohio State University after a one-year stint as a student assistant in the Bowling Green State University sports information office.

A 2003 graduate of BGSU, Brown earned a bachelor's degree in sports management with an emphasis in sports information. She is a member of the College Sports Information Directors of America (CoSIDA).

Jon Kuka - General Manager, OVC IMG Sports Marketing



Jon Kuka joined the Ohio Valley Conference staff in April 2010 as the General Manager for OVC IMG Sports Marketing. Kuka brought over 10 years in sales and sports marketing experience to the position.

He joined the Conference staff as part of the OVC's agreement with IMG College which was signed in February 2008. With the deal, IMG represents the OVC through category exclusive corporate partnership sales, as well as multimedia rights for the men's basketball championship and other championship events.

In 2011 and 2012 Kuka was the recipient of the prestigious IMG Chairman's Cup Award.

Prior to joining the OVC Kuka was the Director of Sales for Nelligan Sports Marketing at Middle Tennessee State University for two years. In that position he managed corporate sponsorships and initiated multimedia marketing rights for the Blue Raiders athletic department.

From 2001-07 Kuka worked in Knoxville with the Tennessee Smokies baseball club, the AA affiliate of the Chicago Cubs. He began as a group sales representative and was promoted to Director of Group Sales and eventually Director of Sales. As the Director of Sales, Kuka oversaw ticket sales and corporate sponsorships sales.

Kuka received his bachelor's degree in sports administration from the University of Tennessee at Chattanooga in 2000. While in school Kuka interned with the Chattanooga Sports & Events Committee that assisted in marketing the city for attracting events such as the NCAA Division I Football National Championship. He was also a member of Phi Delta Theta fraternity, the university cycling club and a participant in the 1999 Collegiate Mountain Bike National Championships.

Kuka completed his MBA from Ohio Valley Conference member Tennessee Tech University in 2009.

A native of Chattanooga, Kuka resides with his wife, Alicia, daughter, Leah, and son, Andrew, in the Greater Nashville area.

Mike Dirmann - Account Executive, OVC IMG Sports Marketing



Mike Dirmann joined the OVC as an Account Executive for OVC IMG Sports Marketing in July 2013.

The OVC's agreement with IMG College was signed in February 2008. With the deal, IMG represents the OVC through category exclusive corporate partnership sales, as well as multimedia rights for the men's basketball championship and other championship events.

Dirmann came to the OVC after completing his Master's in Sports Administration and Master's in Business Administration at Ohio University. While at Ohio University he served as a communications graduate

assistant where he coordinated the communication for the Ohio University Center for Sports Administration to alumni, faculty, university staff and the community.

Dirmann earned his undergraduate degree in broadcast journalism from Washington and Lee University in 1998. While in school Dirmann served as the team captain of the Washington and Lee basketball team and was also an All-Academic selection.

From 2000-2010 Dirmann was an award-winning sports anchor and reporter at two different stations, WMGM-TV in Linwood, N.J. and KSLA-TV in Shreveport, La.

Dirmann also worked as the ticket and promotions coordinator for Florida Citrus Sports from Nov. 2011 to Jan. 2012. There he was responsible for executing promotional packages for both the Champs Sports Bowl and the Capital One Bowl.

Dirmann has also served as a revenue generation consultant for the Big East Conference (Sept. - Dec. 2012) and the National Sports Forum (June 2012).

Jim Jackson - Coordinator of Football Officiating



Jim Jackson is in his seventh year as Coordinator of Football Officiating for the Ohio Valley Conference in 2013. Jackson is in charge of recruiting, training and developing the officials, as well the game selection, assignment and evaluation of those officials.

During his tenure as Coordinator, he has represented the OVC at all functions of the CFO Division I Coordinators. Jackson has attended the NCAA Football Rules Committee meeting, spoken at clinics in Baton Rouge, Houston, Reno, Oxford, Knoxville, Miami and Roanoke and was the clinician at the annual convention of the British American Football Referees Association

in Coventry, England. He developed the OVC Football Officials Website, which has become a model that has been duplicated by several conferences. Jackson serves as Chair of the Technology Committee charged with producing a platform to distribute training videos on a national level through a Website authorized by the Board of Managers of College Football Officiating, LLC. He is on the review panel charged with viewing video of targeting hits and recommending action to the respective conference; the purpose of this review panel is to insure consistency in administering this new rule nationwide. Jackson also served on the Editorial Sub-Committee to advise the NCAA Football Rules Committee from 2010 through 2012.

In 2009 an OVC crew officiated the Division I National Championship Game in Chattanooga that saw Villanova defeat Montana 23-21 in a game televised nationally on ESPN. In 2010 an OVC crew officiated the Division I National Semifinal game in Cheyney, Wash., that saw eventual national champion Eastern Washington defeat Villanova in a game televised nationally on ESPN.

Jackson came to the OVC after spending six years as a referee with the Sun Belt Conference. At the Sun Belt he was also the President of the SBC Football Officials Association (2001-03), Position Chief (2001-02) and winner of the Silver Whistle Award for being the league's highest rated official (2002). He also worked a pair of bowl games, the Silicon Valley Bowl and the Alamo Bowl, during his tenure with the conference. From 1992 through 2000, Jackson was a referee in the Southern Conference, working a pair of playoff games, including the national semi-final game in 1999. Jackson has also served as a head linesman in the Old Dominion Athletic Conference (1986-89) and worked in the Southeast Tennessee Football Officials Association (SETFOA) for 18 years (1975-92).

Jackson received his Bachelor of Science degree in Industrial Engineering from the University of Tennessee in 1972. He retired after a 30-year career with Columbus McKinnon Corporation, Amherst, NY. During his career, he was an industrial engineer, plant manager and business analyst. Jackson lives in Chattanooga with his wife, Charlene; has two grown sons, Russ and Matt, and a grandson, Cooper.

Jenny Kulchar - Administrative Assistant



Jenny Kulchar, who joined the Conference in February 2010, serves as the Administrative Assistant to the Commissioner and OVC staff.

Prior to joining the OVC, Kulchar spent a year and a half with Dye, Van Mol & Lawrence, a public relations firm in downtown Nashville, as a receptionist where she performed administrative duties for the accounting department and worked on various client accounts including Bridgestone and Jack Daniels.

Kulchar moved to Nashville in January 2007 to complete her degree with an internship in the publicity department at Provident Label Group. After graduating she gained temporary employment at L.A.B. Media as the PR Coordinator.

She continued her administrative and public relations career as the Office Manager for New Business Development in addition to being the Business and PR Liaison for Make It Beautiful, a nonprofit organization.

Kulchar, a 2007 graduate of Central Michigan University, earned her bachelors in Integrative Public Relations minoring in Interpersonal and Public Communication with a concentration in the area of event planning.

FOOTBALL CHAMPIONSHIP SUBDIVISION (FCS) CONFERENCE ALIGNMENT

BIG SKY (13)

Cal Poly
Eastern Washington
Idaho State
Montana
Montana State
North Dakota
Northern Arizona
Northern Colorado
Portland State
Sacramento State
Southern Utah
UC Davis
Weber State

BIG SOUTH (6)

Charleston Southern
Coastal Carolina
Gardner-Webb
Liberty
Presbyterian College
VMI

CAA Football (11)

Albany
Delaware
James Madison
Maine
New Hampshire
Rhode Island
Richmond
Stony Brook
Towson
Villanova
William & Mary

IVY (8)

Brown
Columbia
Cornell
Dartmouth
Harvard
Pennsylvania
Princeton
Yale

MID-EASTERN (11)

Bethune-Cookman
Delaware State
Florida A&M
Hampton
Howard
Morgan State
Norfolk State
North Carolina A&T
North Carolina Central
Savannah State
South Carolina State

MISSOURI VALLEY FOOTBALL (10)

Illinois State
Indiana State
Missouri State
North Dakota State
UNI
South Dakota
South Dakota State
Southern Illinois
Western Illinois
Youngstown State

NORTHEAST (7)

Bryant
Central Connecticut State
Duquesne
Robert Morris
Sacred Heart
St. Francis (Pa.)
Wagner

OHIO VALLEY (9)

Austin Peay
Eastern Illinois
Eastern Kentucky
Jacksonville State
Murray State
Southeast Missouri
Tennessee State
Tennessee Tech
UT Martin

PATRIOT (7)

Bucknell
Colgate
Fordham
Georgetown
Holy Cross
Lafayette
Leigh

PIONEER (12)

Butler
Campbell
Davidson
Dayton
Drake
Jacksonville
Marist
Mercer
Morehead State
San Diego
Stetson
Valparaiso

SOUTHERN (9)

Appalachian State* (moving to FBS)
Chattanooga
Citadel
Elon
Furman
Georgia Southern* (moving to FBS)
Samford
Western Carolina
Wofford

SOUTHLAND (10)

Abilene Christian* (eligible in 2017)
Central Arkansas
Incarnate Word* (eligible in 2017)
Lamar
McNeese State
Nicholls State
Northwestern State
Sam Houston State
Southeastern Louisiana
Stephen F. Austin

SOUTHWESTERN (10)

East

Alabama A&M
Alabama State
Alcorn State
Jackson State
Mississippi Valley State

West

Arkansas-Pine Bluff
Grambling State
Prairie View A&M
Southern
Texas Southern

INDEPENDENTS (2)

Charlotte* (moving to FBS in 2015)
Houston Baptist* (Southland in 2014)
Monmouth* (Big South in 2014)

*Not eligible for FCS Playoffs



Every Down. Every Day.TM

The FCS season provides more than 13,000 student-athletes with the opportunity to play Division I Football while working toward an academic degree. FCS schools celebrate opportunity and excellence through student-athlete success on the field and in the classroom.

The commitment of FCS student-athletes is evident “every down, every day” as they strive to develop leadership, confidence, discipline, teamwork and other life skills.

NCAA.com/fcs



Big Sky Conference • Big South Conference • Colonial Athletic Association • Ivy League • Mid-Eastern Athletic Conference
Missouri Valley Football Conference • Northeast Conference • Ohio Valley Conference • Patriot League
Pioneer Football League • Southern Conference • Southland Conference • Southwestern Athletic Conference

NCAA.com/fcs



NCAA is a trademark of the National Collegiate Athletic Association



**EXPERIENCE IT
LIVE**

**JANUARY 4, 2014 | FRISCO, TEXAS
FC DALLAS STADIUM**

**HOSTED BY SOUTHLAND CONFERENCE,
CITY OF FRISCO AND HUNT SPORTS GROUP**

PRESEASON ALL-OVC HONORS

Predicted Order of Finish

1. Eastern Illinois (12 first-place votes)	122
2. Eastern Kentucky (4)	114
3. Tennessee State (2)	90
4. Jacksonville State	87
5. UT Martin	78
6. Murray State	53
7. Tennessee Tech	53
8. Southeast Missouri	35
9. Austin Peay	16

For the first time since the 2007 season Eastern Illinois has been picked the favorite in the Ohio Valley Conference football race. The defending champion Panthers picked up 12 of the 18 first-place votes in the 2013 poll which is a vote of league head coaches and sports information directors.

Eastern Illinois totaled 122 points to top the poll. Eastern Kentucky picked up four first-place votes and was second with 114 points while Tennessee State picked up the final two first-place nods and was third with 90 points. Jacksonville State was picked fourth (87 points) and was followed closely by UT Martin (78). Murray State and Tennessee Tech each received 53 points to tie for sixth and while Southeast Missouri (35) and Austin Peay (16) rounded out the poll.

Preseason All-OVC Team

QB	Jimmy Garoppolo, Eastern Illinois
RB	DaMarcus James, Jacksonville State
RB	Jaamal Berry, Murray State
WR	Erik Lora, Eastern Illinois
WR	Walter Powell, Murray State
TE	A.C. Leonard, Tennessee State
C	Demetrius Rhaney, Tennessee State
OG	Kadeem Edwards, Tennessee State
OG	Collin Seibert, Eastern Illinois
OT	Ben Stansfield, Austin Peay
OT	Tarik Milner, Jacksonville State
OT	Wesley Sherrill, Tennessee Tech

DL	Pat Wertz, Eastern Illinois
DL	Shawn Shupperd, Eastern Kentucky
DL	Antonio Harper, Tennessee State
DL	DJ Roberts, UT Martin
LB	Anthony Brown, Eastern Kentucky
LB	Ben Johnson, UT Martin
LB	Ichiro Vance, Eastern Kentucky
LB	Nick Thrasher, Tennessee State
DB	Nick Beard, Eastern Illinois
DB	Steven Godbolt III, Tennessee State
DB	Brandon Stanley, Eastern Kentucky
DB	Daniel Fitzpatrick, Tennessee State

K	Cameron Berra, Eastern Illinois
P	Chad Zinchini, Tennessee Tech
RS	Walter Powell, Murray State

Preseason Offensive Player of the Year Erik Lora (WR), Eastern Illinois

Preseason Defensive Players of the Year Steven Godbolt III (CB), Tennessee State

Eastern Illinois senior wide receiver Erik Lora was named 2013 Ohio Valley Conference Preseason Offensive Player of the Year while Tennessee State junior cornerback Steven Godbolt III was tabbed OVC Preseason Defensive Player of the Year in a vote of by the league's head football coaches and sports information directors.

Tennessee State led the way with seven selections on the preseason team while Eastern Illinois had six and Eastern Kentucky had four.

Returning players who were first-team All-OVC selections last season (11 in total) were automatic selections to the preseason team this year. The squad also included 10 players who were second-team selections in 2012. Of the 27 total selections, 19 were seniors and eight were juniors.

2013 OVC SEASON NOTES/PREVIEW

Let's Get It Started: The 66th season of Ohio Valley Conference football will get underway on Thursday, August 29 when three OVC squads take to the gridiron; five schools will play on Saturday, Aug. 31 with the final team playing on Sunday, Sept. 1. The OVC is made up of nine football-playing schools in 2013. Since its beginning, 15 of the 18 total schools that have played football in the league have claimed at least one championship.

The FCS Playoffs: In 2010 the Football Championship Subdivision (FCS) playoff field expanded to 20 teams, up from 16 previously, and this year the field increases to 24 for the first time. The expansion in 2010 to 20 teams was the first since the field grew from 12 to 16 teams in 1997. The 24-team field is comprised of 11 automatic bids (up from 10) and 13 at-large berths (up from 10). There are eight first round matchups (16 total teams), while eight (8) teams receive a bye into the second round. For the fourth time in 2013, the championship game will be played in Frisco, Texas at FC Dallas Stadium, a 23,500-seat multi-purpose stadium. The Southland Conference will serve as the host of the championship, which will be held on Saturday, Jan. 4.

Preseason All-Americans: Overall 11 OVC players were named to one of the four preseason FCS All-American teams (Lindy's, Phil Steele, Sports Network and Sporting News) prior to the 2013 season. Four players - Eastern Illinois' Erik Lora, Murray State's Walter Powell and Tennessee State's A.C. Leonard and Steven Godbolt III - were unanimous selections on the four teams. UT Martin's Ben Johnson was named to three of the teams while Eastern Kentucky's Anthony Brown, TSU's Kadeem Edwards and Tennessee Tech's Chad Zinchini were named to two teams. In addition 27 OVC players were named to the College Football Performance Awards (CFPA) Preseason Watch Lists, including eight offensive players, three defensive players and 16 specialists.

Preseason Watch Lists: Four OVC players found their way to the preseason watch lists for the Walter Payton and Buck Buchanan Awards as determined by the Sports Network. Eastern Illinois senior wide receiver Erik Lora and senior quarterback Jimmy Garoppolo are on the Payton List along with Murray State senior wide receiver/return specialist Walter Powell. The three selections for the OVC ranked tied for second (along with the Southern Conference) among FCS conferences; the Missouri Valley Football Conference had four total selections on the list. Eastern Illinois was one of only two teams (Appalachian State being the other) to have multiple players on the Payton Watch List. The fourth preseason watch list selection was Tennessee State junior cornerback Steven Godbolt III, who was the only OVC player selected to the Buchanan List.

Preseason Forecasts: Eastern Illinois has been tabbed the favorite heading into the 2013 season. It marks the first time since the 2007 season that the team has been picked as the preseason favorite. Is being picked first in the preseason poll necessarily a good thing? In the past 34 years of preseason polls (all that were available), the preseason predicted champion has only gone on to win the OVC Championship 13 times (38.2%). Only once in the past 10 years as the preseason favorite gone on to win the OVC Championship; that was in 2011 when three teams claimed the regular season title (including preseason favorite Jacksonville State).

<u>Year</u>	<u>Predicted Champion</u>	<u>Actual Champion</u>
2003	Southeast Missouri	Jacksonville State
2004	Eastern Kentucky	Jacksonville State
2005	Jacksonville State	Eastern Illinois
2006	Eastern Kentucky	Eastern Illinois/UT Martin
2007	Eastern Illinois	Eastern Kentucky
2008	Jacksonville State	Eastern Kentucky
2009	Eastern Kentucky	Eastern Illinois
2010	Jacksonville State	Southeast Missouri
2011	Jacksonville State	Eastern Ky./Jax St./Tenn. Tech
2012	Eastern Kentucky	Eastern Illinois
2013	Eastern Illinois	?

NFL Connections: As of July 19, 25 former Ohio Valley Conference players are scheduled to be on NFL rosters when the preseason begins. Those players include former Eastern Illinois standout Tony Romo, a three-time Pro Bowl pick, Cortland Finnegan (Samford), who has been a Pro Bowl defensive back selection with the

Tennessee Titans (and who is now playing with the St. Louis Rams), and Tennessee State's Dominique Rodgers-Cromartie, who was a starter for the Arizona Cardinals in Super Bowl XLIII and was a Pro Bowl selection in 2009 (and now plays for the Denver Broncos). Eight of the nine current OVC football schools have at least one player in the NFL with Jacksonville State leading the way with five players, while Eastern Kentucky and Tennessee State have four apiece. Several NFL coaches also have connections to OVC schools, including two who went to Eastern Illinois; they are Super Bowl champion coaches Sean Payton (New Orleans) and Mike Shanahan (Washington). UT Martin graduate and former assistant coach Jerry Reese made waves in 2007 when he led the New York Giants to Super Bowl XLII in his first season as General Manager with the franchise; Reese won his second Super Bowl with the Giants in 2011.

A Look at the Coaches: Seven of the nine OVC coaches from last season returned to their respective teams. The two new coaches in the league are at Austin Peay (Kirby Cannon) and Jacksonville State (Bill Clark). Cannon comes to Clarksville after three years as the secondary coach at Central Michigan and 11 seasons as head coach at Missouri S&T. Clark, a Jax State alum, takes over in Jacksonville after five years as defensive coordinator at South Alabama. Clark is one of two OVC football coaches currently coaching at his alma mater; the other is Tennessee State's Rod Reed. The two longest tenured active coaches in the league are Southeast Missouri's Tony Samuel and UT Martin's Jason Simpson; both of those coaches enter their eighth season as those respective schools.

OVC Digital Network: The OVC launched the OVC Digital Network (OVCDN) in August 2012. The OVCDN is the exclusive home for live web streamed athletic contests involving OVC schools. Overall 2013-14 marks the eighth year the OVC has streamed live events. Starting with the re-branding of the streaming in 2012-13, events were offered free of charge and in an HD format and featured improved quality thanks to an investment in new equipment conference-wide. Fans also find it easier to log onto OVCDigitalNetwork.com and access the streams and can do so without any registration. The events are available on any computer, tablet or smart phone without needing any special downloads or apps thanks new streaming technology.



Tennessee State junior defensive back Steven Godbolt III was selected as the OVC Defensive Player of the Year. In 2012 Godbolt picked off six passes to lead the FCS in interceptions/game (0.60). He also added 45 tackles, six pass breakups and two forced fumbles. The cornerback was one of 20 players named to the preseason Buck Buchanan Award Watch List.

RETURNING STATISTICAL LEADERS

Following are a look at the top statistical returners this season based on their production during the 2012 season (current year of eligibility indicated in parenthesis).

Passing	Att.-Comp.	Yds.	TD/Int.
Jimmy Garoppolo, EIU (Sr.)	359-517	3,729	28/10
Michael German, TSU (Sr.)	215-358	2,751	18/10
Scott Lathrop, SEMO (So.)	91-158	1,025	7/5
Darian Stone, TTU (Jr.)	70-143	786	10/5

Rushing	Att.	Yds.	TD's
DaMarcus James, JSU (Jr.)	143	867	6
Scott Lathrop, SEMO (So.)	211	824	7
Jaamal Berry, MUR (Sr.)	95	675	7
Darian Stone, TTU (Jr.)	89	553	1
Reco Williams, APSU (So.)	103	496	2

Receiving	Rec.	Yds.	TD's
Erik Lora, EIU (Sr.)	136	1,664	12
Walter Powell, MUR (Sr.)	94	1,213	10
Jeremy Butler, UTM (Sr.)	51	750	10
A.C. Leonard, TSU (Jr.)	51	733	6

Tackles	UT	AT	Total
Ben Johnson, UTM (Sr.)	60	71	131
Nick Thrasher, TSU (Jr.)	68	37	105
Austin Tallant, TTU (Jr.)	28	66	94
Robert Haynes, EIU (Jr.)	51	50	101
Tra'Darius Goff, TTU (Jr.)	29	72	101

Sacks	Sacks	Yds.
Tony Bell, UTM (Jr.)	4.0	31
Anthony Bass, TSU (Jr.)	4.0	31
Ernest Smith, APSU (Sr.)	4.0	26
Ben Johnson, UTM (Sr.)	4.0	21
Antonio Harper, TSU (Sr.)	3.5	18

Interceptions	Int.	Yds.	TD's
Steven Godbolt III, TSU (Jr.)	6	67	0
Jermaine Hough, JSU (So.)	3	36	0
Tavares Crawford, EIU (Sr.)	2	70	1
Reggie Jennings, SEMO (Jr.)	2	38	0

ALL-TIME COACHING VICTORIES

Following last season Eastern Illinois head coach Bob Spoo retired after compiling 92 wins while EIU was a member of OVC, the fifth-most in Conference history. Among active coaches Jacksonville State's Jack Crowe is eighth with 67 wins, just three away from seventh place. In total 83 coaches have led programs while a member of the OVC from 1948 to the present.

Coach	Years	Record
1. Roy Kidd (EKU)	1964-02	315-123-8 (.715)
2. Boots Donnelly (AP/MT)	1977-78, 79-98	154-94-1 (.620)
3. Charles Murphy (MTSU)	1952-68	117-53-5 (.683)
4. Jimmy Feix (WKU)	1968-81	99-43-5 (.690)
5. Bob Spoo (EIU)	1996-11	92-82 (.529)
6. Don Wade (TTU)	1968-82	81-78-3 (.509)
7. Jack Crowe (JSU)	2003-12	73-39 (.652)
8. Wilburn Tucker (TTU)	1954-67	70-66-5 (.514)
9. Bill Furgerson (MUR)	1967-77	60-49-4 (.549)
10. Nick Denes (WKU)	1957-67	57-39-7 (.587)
14. Jason Simpson (UTM)	2006-present	45-34 (.570)
17. Watson Brown (AP/TTU)	1979-80, 07-pres.	42-47 (.472)
24. Dean Hood (EKU)	2008-present	34-23 (.596)
32. Tony Samuel (SEMO)	2006-present	28-51 (.354)
49. Chris Hatcher (MUR)	2010-present	18-15 (.545)
52. Rod Reed (TSU)	2010-present	16-17 (.485)
67. Dino Babers (EIU)	2012-present	7-5 (.583)
- Kirby Cannon (APSU)	2013-present	0-0 (.000)
- Bill Clark (JSU)	2013-present	0-0 (.000)

Note: Wins are in all games while team has been a member of the Ohio Valley Conference.

2013 COMPOSITE OVC SCHEDULE

Thursday, August 29

Robert Morris at Eastern Kentucky, 6:00 p.m.
UT Martin at Chattanooga, 6:00 p.m.
 Cumberland (Tenn.) at **Tennessee Tech**, 7:00 p.m.
Southeast Missouri at Southeastern Louisiana, 7 p.m.

Saturday, August 31

Jacksonville State at Alabama State, 5:00 p.m.
Austin Peay at Tennessee, 5:00 p.m.
Eastern Illinois at San Diego State, 7:00 p.m.
Murray State at Missouri, TBA

Sunday, September 1

Bethune-Cookman at **Tennessee St.**, 7 p.m. (ESPN3)

Saturday, September 7

Eastern Kentucky at Louisville, 11:00 a.m. (ESPN3)
Tennessee Tech at Wisconsin, 11:00 a.m. (BTN)
Tennessee State at Florida A&M, 1:00 p.m.
UT Martin at Boise State, 2:00 p.m. (ESPN3)
Eastern Illinois at Southern Illinois, 6:00 p.m.
Jacksonville at Jacksonville State, 6:00 p.m.
Campbellsville at Murray State, 6:00 p.m.
Southeast Missouri at Ole Miss, 6:00 p.m.
Austin Peay at Vanderbilt, 6:30 p.m. (CSS)

Saturday, September 14

North Alabama at **Jacksonville State**, 3:00 p.m.
Austin Peay at Chattanooga, 5:00 p.m.
 Coastal Carolina at **Eastern Kentucky**, 5:00 p.m.
Tennessee Tech at Hampton, 5:00 p.m.
 Illinois State at **Eastern Illinois**, 6:00 p.m.
 Missouri State at **Murray State**, 6:00 p.m.
 Central Arkansas at **UT Martin**, 6:00 p.m.
Tennessee St. vs. Jackson St., 6 p.m. (Memphis, Tenn.)

Saturday, September 21

Austin Peay at Ohio, 1:00 p.m.
 Southern Illinois vs. **Southeast Missouri**, 1:00 p.m. (St. Louis)
Murray State at Bowling Green, 2:30 p.m.
Jacksonville State at Georgia State, 1:00 p.m.
Eastern Illinois at Northern Illinois, 6:00 p.m.
Eastern Kentucky at Morehead State, 6:00 p.m.
***Tennessee St. at Tennessee Tech**, 7:00 p.m. (ESPN3)

Saturday, September 28

***Eastern Kentucky** at **Eastern Illinois**, 1:30 p.m. (ESPN3)
Tennessee State vs. Central State, 2 p.m. (St. Louis, Mo.)
***Murray State** at **Jacksonville State**, 3:00 p.m.
***UT Martin** at **Southeast Missouri**, 6:00 p.m.
 Indiana State at **Tennessee Tech**, 7:00 p.m.

Saturday, October 5

***Jacksonville State** at **UT Martin**, 2:00 p.m. (ESPN3)
***Tennessee Tech** at **Murray State**, 3:00 p.m.
***Austin Peay** at **Eastern Kentucky**, 5:00 p.m.
***Southeast Missouri** at **Tennessee State**, 6:00 p.m.

Thursday, October 10

***Eastern Illinois** at **Austin Peay**, 6:00 p.m.
***UT Martin** at **Tennessee Tech**, 7:00 p.m.

Saturday, October 12

***Murray State** at **Southeast Missouri**, 1:00 p.m.
***Tennessee State** at **Jacksonville State**, 3:00 p.m.

Saturday, October 19

***Tennessee State** at **UT Martin**, 1:00 p.m.
***Southeast Missouri** at **Eastern Illinois**, 1:30 p.m.
***Tennessee Tech** at **Eastern Kentucky**, 2:00 p.m.
***Austin Peay** at **Murray State**, 3:00 p.m. (ESPN3)

Saturday, October 26

***Eastern Kentucky** at **SE Missouri**, 1:00 p.m. (ESPN3)
***Jacksonville State** at **Tennessee Tech**, 1:30 p.m.
***UT Martin** at **Austin Peay**, 4:00 p.m.
***Eastern Illinois** at **Tennessee State**, 4:00 p.m.

Saturday, November 2

***Tennessee Tech** at **Eastern Illinois**, 12:00 p.m.
***Tennessee St. at Eastern Kentucky**, 12:00 p.m. (ESPN3)
***Murray State** at **UT Martin**, 1:00 p.m.
 Urbana University at **Southeast Missouri**, 1:00 p.m.
***Jacksonville State** at **Austin Peay**, 1:00 p.m.

Saturday, November 9

***Eastern Illinois** at **Murray State**, 12:00 p.m.
***Tennessee Tech** at **Southeast Missouri**, 1:00 p.m.
***Austin Peay** at **Tennessee State**, 2:00 p.m.
***Eastern Kentucky** at **Jacksonville State**, 3:00 p.m.
UT Martin at **Memphis**, 3:30 p.m.

Saturday, November 16

***Jacksonville St.** at **Eastern Illinois**, 12:00 p.m. (ESPN3)
***UT Martin** at **Eastern Kentucky**, 12:00 p.m.
***Southeast Missouri** at **Austin Peay**, 1:00 p.m.
***Murray State** at **Tennessee State**, 2:00 p.m.

Saturday, November 23

***Eastern Kentucky** at **Murray State**, 12:00 p.m.
***Eastern Illinois** at **UT Martin**, 1:00 p.m. (ESPN3)
***Austin Peay** at **Tennessee Tech**, 1:30 p.m.
***Southeast Missouri** at **Jacksonville State**, 3:00 p.m.

Saturday, November 30

FCS Playoffs First Round (campus sites)

Saturday, December 7

FCS Playoffs Second Round (campus sites)

Friday, December 13/Saturday, December 14

FCS Playoffs Quarterfinals (campus sites)

Friday, December 20/Saturday, December 21

FCS Playoffs Semifinals (campus sites)

Saturday, January 4

FCS National Championship, TBA (Frisco, Texas)

* - Denotes OVC contest

All Times **CENTRAL**

Dates and times subject to change

All Conference games and home non-conference games featuring OVC schools will be available live and on-demand on the OVC Digital Network at OVCsports.com.

2014 OVC SCHEDULE

September 20

Austin Peay at Eastern Illinois
 Eastern Kentucky at UT Martin
 Tennessee Tech at Tennessee State

September 27

Jacksonville State at Murray State
 Southeast Missouri at UT Martin

October 4

Eastern Kentucky at Austin Peay
 UT Martin at Jacksonville State
 Murray State at Tennessee Tech
 Tennessee State at Southeast Missouri

October 9

Tennessee Tech at UT Martin

October 11

Eastern Illinois at Eastern Kentucky
 Jacksonville State at Tennessee State
 Southeast Missouri at Murray State

October 18

Murray State at Austin Peay
 Eastern Illinois at Southeast Missouri
 Eastern Kentucky at Tennessee Tech
 UT Martin at Tennessee State

October 25

Austin Peay at UT Martin
 Tennessee State at Eastern Illinois
 Southeast Missouri at Eastern Kentucky
 Tennessee Tech at Jacksonville State

November 1

Austin Peay at Jacksonville State
 Eastern Illinois at Tennessee Tech
 Eastern Kentucky at Tennessee State
 UT Martin at Murray State

November 8

Tennessee State at Austin Peay
 Murray State at Eastern Illinois
 Jacksonville State at Eastern Kentucky
 Southeast Missouri at Tennessee Tech

November 15

Austin Peay at Southeast Missouri
 Eastern Illinois at Jacksonville State
 Murray State at Eastern Kentucky

November 22

Tennessee Tech at Austin Peay
 UT Martin at Eastern Illinois
 Jacksonville State at Southeast Missouri
 Tennessee State at Murray State

All Future Schedules Are Subject to Change



Governors Stadium (10,000) - Opened in 1946.



AUSTIN PEAY GOVERNORS



Timothy Hall
President



Derek van der Merwe
Athletics Director



Brad Kirtley
Football Contact



Kirby Cannon
Head Coach

2013 SCHEDULE

Aug. 31	at Tennessee	5:00 p.m.
	<i>First meeting</i>	
Sept. 7	at Vanderbilt (CSS)	6:30 p.m.
	<i>First meeting</i>	
Sept. 14	at Chattanooga	5:00 p.m.
	<i>Chattanooga leads 4-0; Last Meeting: UTC won 41-13 (9/21/68)</i>	
Sept. 21	at Ohio	1:00 p.m.
	<i>First meeting</i>	
Oct. 5	at Eastern Kentucky*	5:00 p.m.
	<i>Eastern Kentucky leads 40-5; Last Meeting: EKU won 45-14 (10/13/12)</i>	
Oct. 10	Eastern Illinois*	6:00 p.m.
	<i>Eastern Illinois leads 10-3; Last Meeting: EIU won 65-15 (9/29/12)</i>	
Oct. 19	at Murray State* (ESPN3)	3:00 p.m.
	<i>Murray State leads 33-13; Last Meeting: MSU won 52-14 (10/6/12)</i>	
Oct. 26	UT Martin* (HC)	4:00 p.m.
	<i>UT Martin leads 34-25-2; Last Meeting: UTM won 31-6 (9/22/12)</i>	
Nov. 2	Jacksonville State*	1:00 p.m.
	<i>Jacksonville State leads 14-6-3; Last Meeting: JSU won 38-23 (11/10/12)</i>	
Nov. 9	at Tennessee State*	2:00 p.m.
	<i>Tennessee State leads 9-6; Last Meeting: TSU won 34-14 (9/15/12)</i>	
Nov. 16	Southeast Missouri*	1:00 p.m.
	<i>Southeast Missouri leads 11-6; Last Meeting: SEMO won 48-27 (10/27/12)</i>	
Nov. 23	at Tennessee Tech* (TV: WCTE)	1:30 p.m.
	<i>Tennessee Tech leads 28-18; Last Meeting: APSU won 38-31 (11/17/12)</i>	

* Denotes Ohio Valley Conference Matchup

Home Games in Bold HC - Homecoming

All Times Central and Subject to Change

QUICK FACTS

Basic Information

Location:	Clarksville, Tenn.
Enrollment:	10,873
Founded:	1927
Nickname:	Governors
Colors:	Red and White
President:	Timothy Hall
Athletic Director:	Derek van der Merwe
Stadium (Capacity):	Governors Stadium (10,000)
Surface:	Polytan Mega Grass

Media Relations

Football Contact:	Brad Kirtley
Office Phone:	(931) 221-6561
Cell Phone:	(931) 801-7875
Fax:	(931) 221-7562
Email:	kirtleyb@apsu.edu
Web site:	www.letsgoapeay.com
Press Box Phone:	(931) 221-7191

Team Information

Offense:	Pro Spread
Defense:	4-2-5
Lettermen Returning/Lost:	58/14
Offensive Starters Returning:	7
Defensive Starters Returning:	9
Specialist Starters Returning:	2
2012 Record/OVC Record (Finish):	2-9/1-7 (8th/tie)
Postseason:	none

All-Time Record/OVC Record: 276-484-16 (.366)/96-184-2 (.344)

Joined OVC: 1963 (was not a member from 1997-06)

OVC Championships (Last): 1 (1977)

NCAA FCS Playoff Appearances (Last): 0

PRESEASON DEPTH CHART

OFFENSE

WR	19	Mikhail Creech	6-3	195	So.
	95	Hunter Branch	6-3	175	Jr.
WR	17	Jamaar Embry	6-2	185	Jr.
	93	Justin Adams-Turner	6-4	180	So.
OT	66	Gavin Willisson	6-3	262	Jr.
	76	Kyle Harrison	6-5	297	Sr.
OG	70	Tyler Miles	6-4	300	R-Fr.
	71	Nathan Sanders	6-5	314	Jr.
C	59	Isaiah Tuiaosopo	6-3	286	Jr.
	61	Zach Amis	6-4	265	Jr.
OG	79	Chris Hartman	6-6	325	Sr.
	60	Melvin McDaniel	6-2	294	So.
OT	78	Ben Stansfield	6-8	281	Sr.
	72	Julian Virgo	6-4	278	So.
QB	7	Jacob Sexton	6-3	203	So.
	12	Timarious Mitchell	6-0	175	R-Fr.
RB	8	Terrence Oliver	5-7	176	Sr.
	28	Reco Williams	6-1	248	So.
TE	87	Brad Hughes	6-4	230	So.
	88	Xavier Norman	6-4	230	Jr.
WR	3	Darryl Clack	6-6	200	Jr.
	10	LaDarius Chatman	5-11	163	R-Fr.

DEFENSE

DE	40	Corey Teague	6-1	245	So.
	97	Nii Lartey	6-1	247	Jr.
DT	6	Malcolm Goines	6-2	264	Jr.
	90	Preston Gilbreath	6-5	272	Sr.
NT	51	Reese Bulmash	5-11	285	Sr.
	96	DeAndre Carroll	6-0	275	So.
DE	91	Iosua Siliva	6-5	257	Sr.
	86	Trey Salisbury	6-5	216	R-Fr.
LB	35	Josh Owens	5-10	226	Sr.
	45	Adam Noble	6-3	200	So.
LB	41	Craig Salley	5-11	212	Sr.
	44	Josh Carroll	5-9	224	Sr.
CB	11	Montez Carlton	5-8	160	Jr.
	24	Leron Eaddy	5-10	196	Jr.
FS	26	Johnathan Shuler	6-2	180	Jr.
	31	Eli Swift	5-11	171	So.
SS	22	Tyreon Clark	5-9	165	Sr.
	38	Bradford Wilmer	6-1	193	So.
WS	2	EnRiques Perry	5-10	200	Sr.
	37	Rodney Courtard	5-8	193	So.
CB	27	Buddy Mitchell	5-9	188	Jr.
	14	Isaac Jones	5-9	169	Fr.

SPECIAL TEAMS

PK	25	Walter Spears	6-1	191	Jr.
	42	Evan Toby	5-11	164	R-Fr.
P	80	Ben Campbell	6-5	221	Jr.
LS	85	Michael Dunphy	5-11	184	Jr.
	25	Walter Spears	6-1	191	Jr.
HO	7	Jacob Sexton	6-3	203	So.
KR	11	Montez Carlton	5-8	160	So.
PR	11	Montez Carlton	5-8	160	So.

Returning Starters in Bold

Key Losses

QB	Jake Ryan	2,089 passing yards, 18 TD's
WR	Devin Stark	67 catches, 10 TD's
K	Stephen Stansell	27-of-28 PAT's, 4 FG's, Long of 44, 39 points

PLAYERS TO WATCH

BEN STANSFIELD

Senior • Offensive Tackle
6-8 • 280 • Franklin, Tenn.

Preseason All-OVC...Moved into the starting lineup as a junior after being a valuable reserve during his first two seasons with the Governors...Was a CoSIDA Capital One Academic All-District selection this past year...Enters the year with a perfect 4.00 G.P.A. in psychology...has been an OVC Commissioner's Honor Roll selection, an APSU President's List and a APSU Athletic Director's Honor Roll selection.



IOSUA SILIVA

Senior • Defensive Tackle
6-5 • 267 • Vailoa, America Samoa

Played in all 11 games last season, registering 28 tackles (17 solo), 5.5 tackles-for-loss, 2.0 sacks, two quarterback hurries and a forced fumble...Played at both defensive tackle and defensive end during the season...In 2011 he had 19 tackles, 4.0 tackles-for-loss and 2.0 sacks...Was a CoSIDA Capital One Academic All-District selection this past year...Has also been a member of the OVC Commissioner's Honor Roll, the APSU Athletic Director's Honor Roll and the APSU President's List.



TEAM NOTES

- Austin Peay enters the season with a streak of scoring in 84 straight games. The last time APSU was shutout was by Drake, 54-0, on Sept. 24, 2005.

- Austin Peay led the OVC in fewest sacks allowed with just 10 in 11 games in 2012. In fact, that number was two better than Jacksonville State and UT Martin.

- The 10 sacks allowed (0.91 pg) ranked 10th nationally. It was the third straight season the Governors ranked in the nation's Top 15 for fewest sacks permitted. In 2010, APSU ranked eighth nationally and in 2011 the Govs were 13th.

- Senior defensive end Earnest Smith, who will 2013 with a torn Achilles tendon, and sophomore linebacker Adam Noble tied for the OVC lead in fumbles created (0.27 pg).

- Austin Peay will play a school-record three FBS programs in 2013, including opening the season against a pair of SEC and BCS schools in Tennessee (Aug. 31) and Vanderbilt (Sept. 7). The Govs also will play at Ohio (Sept. 21).

- The Governors open the season playing four straight non-conference road games—Tennessee (Aug. 31), Vanderbilt (Sept. 7), Chattanooga (Sept. 14) and Ohio (Sept. 21). After a week off, the Govs then will open Ohio Valley Conference play on the road at Eastern Kentucky, Oct. 5. The Govs' first home game will be Oct. 12 against Eastern Illinois.

- Kirby Cannon became only the third APSU head coach since 1962 to take over the Govs reins after previously owning head-coaching experience at the college level.

- This will be the last season for Austin Peay at Governors Stadium in its current configuration. As soon as the 2013 season ends, Austin Peay will begin a \$16.9 million renovations project for Governors Stadium, with Phase I, which includes new locker rooms, club-level seating and skyboxes, expected to be completed for the 2014 season.

NUMERICAL ROSTER

No.	Name	Pos.	Ht.	Wt.	Yr.	Hometown (Last School)
1	Earlzo Singleton	WR	5-10	185	Jr.	Chicago, Ill. (Rochester C&T)
2	EnRiques Perry	SS	5-10	195	Sr.	Gallatin, Tenn. (Gallatin)
3	Darryl Clack	WR	6-6	205	Jr.	Nashville, Tenn. (Maplewood)
4	Ean Pemberton	RB	5-3	152	Jr.	Loganville, Ga. (Grayson)
6	Malcolm Goines	DE	6-2	264	Sr.	Chattanooga, Tenn. (Grand Rapids CC)
7	Jacob Sexton	QB	6-3	200	So.	Oneida, Tenn. (Scott)
7	Roderick Owens	DB	5-10	175	Fr.	Memphis, Tenn. (Whitehaven)
8	Terrence Oliver	WR	5-7	177	Sr.	Memphis, Tenn. (Manassas)
9	Andrew Spivey	QB	6-3	195	Jr.	Albany, Calif. (College of San Francisco)
10	LaDarius Chatman	WR	5-11	163	R-Fr.	Memphis, Tenn. (Craigmont)
11	Montez Carlton	CB	5-8	170	Jr.	Hoover, Ala. (Hoover)
12	Timarius Mitchell	QB	6-0	175	R-Fr.	Memphis, Tenn. (Whitehaven)
13	Mikhail Creech	WR	6-3	195	So.	Chattanooga, Tenn. (Ooltewah)
14	Isaac Jones	DB	5-9	169	Fr.	Vail, Ariz. (Cienega)
15	Michael Pardue	RB	5-10	164	Fr.	Clarksville, Tenn. (Northeast)
16	A.J. Gray	LB	5-10	205	Fr.	Lexington, Tenn. (Lexington)
17	Jamaar Embry	WR	6-2	195	Jr.	Clarksville, Tenn. (Northeast)
18	Damien Whitfield	DB	6-0	175	Fr.	McCalla, Ala. (McAdory)
19	Chase Dunlap	PK	5-8	135	Fr.	White House, Tenn. (White House)
20	Steven Rich	WS	6-2	210	Jr.	Savannah, Tenn. (Hardin County)
21	Kamron Johnson	RB	6-0	178	Jr.	Memphis, Tenn. (Overton)
22	Tyreon Clark	CB	5-9	175	Sr.	Bowling Green, Ky. (Bowling Green)
23	Derien Stephens	DB/RB	5-11	195	Fr.	Detroit, Mich. (Dearborn Heights Annapolis)
24	Leron Eaddy	DB	5-10	196	Jr.	Clarksville, Md. (Central Michigan)
25	Walter Spears	PK/P	6-1	192	Jr.	Gallatin, Tenn. (Gallatin)
25	Omar Williams	RB	5-10	185	Fr.	Memphis, Tenn. (St. George's)
26	Johnathan Shuler	CB	6-2	180	Jr.	Nashville, Tenn. (Stratford)
27	Buddy Mitchell	CB	5-9	188	Jr.	Murfreesboro, Tenn. (Oakland)
28	Reco Williams	FB	6-1	248	So.	Clarksville, Tenn. (Northeast)
29	Donatvious Brown	RB	5-10	165	So.	Albany, Ga. (Sherwood)
31	Eli Swift	S	5-11	171	Jr.	Clarksville, Tenn. (Clarksville)
32	Keith Whitaker	RB	5-8	193	Jr.	Clarksville, Tenn. (Northeast)
33	Devon Jones	ATH	6-3	190	Fr.	East St. Louis, Ill. (Lake County (Tenn.))
34	Justin Roberson	RB	5-10	180	Fr.	Germantown, Tenn. (Germantown)
35	Josh Owens	LB	5-10	226	Sr.	Gainesville, Ga. (Johnson)
36	Koleton Nunley	RB	6-0	200	Fr.	Belvidere, Tenn. (Franklin County)
37	Rodney Courtard	LB	5-8	193	So.	Antioch, Tenn. (Ezell-Harding Christian)
38	Bradford Wilmer	S	6-1	193	So.	Millington, Tenn. (Millington)
39	Ashton Cooper	WR	6-2	180	Fr.	Memphis, Tenn. (Overton)
40	Corey Teague	DE	6-1	245	So.	LaVergne, Tenn.(Ezell Harding)
41	Craig Salley	LB	5-11	218	Sr.	Arlington, Tenn. (Bolton)
42	Evan Toby	PK	5-11	164	R-Fr.	Maryville, Tenn. (Maryville)
44	Josh Carroll	LB	5-9	225	Sr.	Adamsville, Tenn. (Adamsville)
45	Adam Noble	LB	6-3	200	So.	Springfield, Mo. (Glendale)
46	William Cooper	LB	5-10	212	So.	Nashville, Tenn. (Hillsboro)
47	Mitchell Potts	DB	6-2	190	Fr.	Ashland City, Tenn. (Cheatham County)
48	Rip Rowan	DE	6-2	235	Sr.	Atlanta, Ga. (Lassiter)
49	Jared Sexton	LB	6-2	210	Sr.	Oneida, Tenn. (Roane State CC)
51	Reese Bulmash	DL	5-11	278	Sr.	Marietta, Ga. (Sprayberry)
53	Trevor Frizell	LB	6-1	248	So.	Clarksville, Tenn. (Rossview)
54	Logan Slagle	LB	6-0	233	So.	Gallatin, Tenn. (Gallatin)
55	Rob Bryant	DL	6-2	305	Jr.	Marietta, Ga. (Sprayberry)
56	Leonard Amahr	DL	6-4	291	So.	Ghana, West Africa (McGavock)
59	Isaiah Tuiaosopopo	OL	6-3	299	Jr.	Pago Pago, American Samoa (Tafuna)
60	Melvin McDaniel	OL	6-2	294	So.	Nashville, Tenn. (Whites Creek)
61	Zach Amis	C	6-4	265	Jr.	Lewisburg, Tenn. (Marshall County)
63	Max Ewoldt	OL	6-5	315	Fr.	Blaine, Tenn. (Granger)
64	Elijah Annor	OL	6-1	270	Fr.	Nashville, Tenn. (Pearl-Cohn)
66	Gavin Willisson	C	6-3	262	Jr.	Fairhope, Ala. (Fairhope)
68	Matt Wise	OL	6-3	278	So.	Milan, Tenn. (Milan)
69	Travis Williams	OL	6-4	270	Jr.	Jackson, Miss. (Eastern Arizona JC)
70	Tyler Miles	OL	6-4	300	R-Fr.	Johnson City, Tenn. (Science Hill)
71	Nathan Sanders	OG	6-5	315	Jr.	Spring Hill, Tenn. (Spring Hill)
72	Julian Virgo	OG	6-4	278	So.	Hendersonville, Tenn. (Pope John Paul II)
74	Derek Evans	OL	6-3	259	R-Fr.	Millington, Tenn. (Millington)
75	Zack Ensue	OL	6-5	305	Fr.	White House, Tenn. (White House)
76	Kyle Harrison	OT	6-5	297	Sr.	Cordova, Tenn. (Christian Brothers)
78	Ben Stansfield	OT	6-8	280	Sr.	Franklin, Tenn. (Ravenwood)
79	Chris Hartman	OG	6-6	325	Sr.	Charlotte, Tenn. (Creek Wood)
80	Ben Campbell	P/TE	6-5	215	Jr.	Johnson City, Tenn. (Science Hill)
81	Javon Wilson	TE	6-4	263	Jr.	Mariondale, Mich. (Scottsdale CC)
82	Dustin McPhetridge	TE	6-2	230	R-Fr.	Powell, Tenn. (Powell)
83	Damien Clark	WR/DE	6-4	203	Fr.	Murfreesboro, Tenn. (Siegel)
85	Michael Dunphy	LS/S	5-11	205	Jr.	Long Beach, Calif. (Franklin County (Tenn.))
85	Deondre Moore	WR	6-1	185	Fr.	Fairview, Tenn. (Fairview)
86	Trey Salisbury	DE	6-5	216	R-Fr.	Lebanon, Tenn. (Smith County)
87	Brad Hughes	TE	6-4	230	So.	Murfreesboro, Tenn. (Oakland)
88	Xavier Norman	TE	6-4	230	Jr.	Murfreesboro, Tenn. (Oakland)
89	Samuel Cooper	TE	6-4	230	R-Fr.	Kingston Springs, Tenn (Nashville Christian)
90	Preston Gilbreath	DE	6-5	292	Sr.	Mt. Pleasant, Tenn. (Mt. Pleasant)
91	Iosua Silva	DT	6-5	267	Sr.	Vailoa, America Samoa (Leone)
92	John Houston Jr.	DE	6-2	250	So.	Nashville, Tenn. (East Literature)
93	Justin Adams-Turner	WR	6-4	179	So.	Antioch, Tenn. (Antioch)
94	Brandon Prince	DE	6-6	230	Fr.	Birmingham, Ala. (Huffman)
95	Hunter Branch	WR	6-3	191	Jr.	Fairview, Tenn. (Fairview)
96	Deandre Carroll	DT	6-0	250	Jr.	Memphis, Tenn. (Kingsbury)
97	Nii Lartey	DE	6-1	247	Jr.	Loganville, Ga. (Grayson)
99	Earnest Smith	DE	6-3	238	Sr.	Clarksville, Tenn. (Kenwood)
	Johnny Bennett	DB	5-8	168	Fr.	Clarksville, Tenn. (West Creek)
	Javier Booker	QB	6-0	163	R-Fr.	Nashville, Tenn. (Whites Creek)
	Courtney Broome	RB	6-0	195	Jr.	Nashville, Tenn. (Whites Creek)
	Kenneth Davis	RB	6-2	195	So.	Nashville, Tenn. (Hillwood)
	Keir McLemore	WR	6-1	202	So.	Memphis, Tenn. (Southwind)
	Nicholas Smart	DB	5-6	190	So.	Smyrna, Tenn. (Smyrna)
	Jalen Smith	DB	6-1	182	Fr.	Oak Ridge, Tenn. (Oak Ridge)
	Darius Walton	WR	5-9	202	So.	Memphis, Tenn. (Southwind)

ALPHABETICAL ROSTER

No.	Name	Pos.	Yr.
93	Justin Adams-Turner	WR	So.
56	Leonard Amahr	DL	So.
61	Zach Amis	C	Jr.
64	Elijah Annor	OL	Fr.
	Johnny Bennett	DB	Fr.
	Javier Booker	QB	R-Fr.
95	Hunter Branch	WR	Jr.
	Courtney Broome	RB	Jr.
29	Donatvious Brown	RB	So.
55	Rob Bryant	DL	Jr.
51	Reese Bulmash	DL	Sr.
80	Ben Campbell	P/TE	Jr.
11	Montez Carlton	CB	Jr.
96	Deandre Carroll	DT	Jr.
44	Josh Carroll	LB	Sr.
10	LaDarius Chatman	WR	R-Fr.
3	Darryl Clack	WR	Jr.
83	Damien Clark	WR/DE	Fr.
22	Tyreon Clark	CB	Sr.
39	Ashton Cooper	WR	Fr.
89	Samuel Cooper	TE	R-Fr.
46	William Cooper	LB	So.
37	Rodney Courtard	LB	So.
13	Mikhail Creech	WR	So.
	Kenneth Davis	RB	So.
19	Chase Dunlap	PK	Fr.
85	Michael Dunphy	LS/S	Jr.
24	Leron Eaddy	DB	Jr.
17	Jamaar Embry	WR	Jr.
75	Zack Ensue	OL	Fr.
74	Derek Evans	OL	R-Fr.
63	Max Ewoldt	OL	Fr.
53	Reese Frizell	LB	So.
90	Preston Gilbreath	DE	R-Sr.
6	Malcolm Goines	DE	Sr.
16	A.J. Gray	LB	Fr.
76	Kyle Harrison	OT	Sr.
79	Chris Hartman	OG	Sr.
92	John Houston, Jr.	DE	So.
87	Brad Hughes	TE	So.
21	Kamron Johnson	RB	Jr.
33	Devon Jones	ATH	Fr.
14	Isaac Jones	DB	Fr.
97	Nii Lartey	DE	Jr.
60	Melvin McDaniel	OL	So.
	Keir McLemore	WR	So.
82	Dustin McPhetridge	TE	R-Fr.
70	Tyler Miles	OL	R-Fr.
27	Buddy Mitchell	CB	Jr.
12	Timarius Mitchell	QB	R-Fr.
85	Deondre Moore	WR	Fr.
45	Adam Noble	LB	So.
88	Xavier Norman	TE	Jr.
36	Koleton Nunley	RB	Fr.
8	Terrence Oliver	WR	Sr.
35	Josh Owens	LB	Sr.
7	Roderick Owens	DB	Fr.
15	Michael Pardue	RB	Fr.
4	Ean Pemberton	RB	Jr.
2	EnRiques Perry	SS	Sr.
47	Mitchell Potts	DB	Fr.
94	Brandon Prince	DE	Fr.
20	Steven Rich	WS	Jr.
34	Justin Roberson	RB	Fr.
48	Rip Rowan	DE	Sr.
86	Trey Salisbury	DE	R-Fr.
41	Craig Salley	LB	Sr.
71	Nathan Sanders	OG	Jr.
7	Jacob Sexton	QB	So.
49	Jared Sexton	LB	Sr.
26	Johnathan Shuler	CB	Jr.
91	Iosua Silva	DT	Sr.
1	Earlzo Singleton	WR	Jr.
54	Logan Slagle	LB	So.
	Nicholas Smart	DB	So.
99	Earnest Smith	DE	Sr.
	Jalen Smith	DB	Fr.
25	Walter Spears	PK/P	Jr.
9	Andrew Spivey	QB	Jr.
78	Ben Stansfield	OT	Sr.
23	Derien Stephens	DB/RB	Fr.
31	Eli Swift	S	Jr.
40	Corey Teague	DE	So.
42	Evan Toby	PK	R-Fr.
59	Isaiah Tuiaosopopo	OL	Jr.
72	Julian Virgo	OG	So.
	Darius Walton	WR	So.
18	Damien Whitfield	DB	Fr.
32	Keith Whitaker	RB	Jr.
25	Omar Williams	RB	Fr.
28	Reco Williams	FB	So.
69	Travis Williams	OL	Jr.
66	Gavin Willisson	C	Jr.
81	Javon Wilson	TE	Jr.
38	Bradford Wilmer	S	So.
68	Matt Wise	OL	So.



Kirby Cannon was named the 18th head coach in Austin Peay history on March 18, 2013. Cannon spent three years as an assistant coach following 11 years as head coach at Missouri S&T (formerly Missouri-Rolla).

KIRBY CANNON

HEAD COACH

1ST SEASON (12TH OVERALL)

35-86 CAREER RECORD

0-0 AT AUSTIN PEAY

Birthdate: January 18, 1958

Hometown: Alexandria, Mo.

College: Missouri State, 1981 (Physical Education)

Family: Wife - Lisa

Children - Josh

Career Record

Year	School	Overall	Conf. (Finish)
1999	Missouri S&T	0-11	0-9 (10th)
2000	Missouri S&T	2-9	0-9 (10th)
2001	Missouri S&T	2-9	0-9 (10th)
2002	Missouri S&T	0-11	0-9 (10th)
2003	Missouri S&T	0-11	0-9 (10th)
2004	Missouri S&T	3-8	2-7 (8th-t)
2005	Missouri S&T	7-4	-
2006	Missouri S&T	6-5	2-2 (4th)
2007	Missouri S&T	4-7	3-2 (2nd-t)
2008	Missouri S&T	7-4	3-1 (1st)
2009	Missouri S&T	4-7	2-1 (2nd)

CAREER HIGHLIGHTS

- Prior to being named head coach at Austin Peay, Cannon spent three years as the secondary coach at Central Michigan. At CMU he coached the program's first defensive back (Jahleel Addaeto) to earn All-MAC first-team honors in more than a decade. His time with the Chippewas was capped in 2012 as the team topped Western Kentucky in the Little Caesars Pizza Bowl in Detroit.

- Prior to CMU, Cannon spent 11 years as head coach at Missouri University of Science & Technology, which is better known as Missouri S&T (the school was previously known as Missouri-Rolla until a name change in 2008).

- In 1999 Cannon took over as head coach at the nearly dormant S&T program that had won just seven games over the previous seven seasons. His rebuilding efforts led to winning seasons in three of his last five seasons, including a 7-4 mark in 2005 which was the first winning season for the program since 1985. For his efforts Cannon was named Independent Football Alliance Coach of the Year as the program was transitioning from the MIAA to the Great Lakes Football Conference.

- Cannon led Missouri S&T teams to victories over Austin Peay in both 2005 and 2006. That 2006 team finished the year 6-5 overall, marking the first back-to-back winning seasons for the program since 1984-85. His 2008 team ranked 12th nationally in total offense (449.5 yards/game).

- Cannon also spent time as an assistant coach at Iowa State (1983-84), North Central University (1985-88), Truman State (1989-94), Northern Michigan (1995-96) and Western Illinois (1997-98).

- Cannon played quarterback at Missouri State and also starred on the mound for the Bears baseball team. He was inducted into the school's Hall of Fame in 2011.

ASSISTANT COACHES

Offensive Coordinator/Running Backs: Marcus Gildersleeve
 Alma Mater: Virginia Tech, 2000 (9th season)

Asst. Head Coach/Defensive Coordinator: ...Granville Eastman
 Alma Mater: ... Saint Mary's of Nova Scotia, 1992 (11th season)

Offensive Line: Jason Palermo
 Alma Mater: Wisconsin, 2005 (2nd season)

Defensive Line: Pat Donohoe
 Alma Mater: Wayne State, 1976 (2nd season)

Wide Receivers: Josh Richards
 Alma Mater: Central Methodist, 1997 (1st season)

Linebackers: Kyran Weaver
 Alma Mater: Missouri S&T, 2006 (1st season)

Quarterbacks: J.D. Sellers
 Alma Mater: Austin Peay, 2010 (4th season)

2012 TEAM STATISTICS

	<u>APSU</u>	<u>Opponent</u>				
SCORING	224	435				
Points Per Game	20.4	39.5				
FIRST DOWNS	201	245				
Rushing	92	111				
Passing	97	118				
Penalty	12	16				
RUSHING YARDAGE	1729	1985				
Yards Gained Rushing	1942	2250				
Yards Lost Rushing	213	265				
Rushing Attempts	401	439				
Average Per Rush	4.3	4.5				
Average Per Game	157.2	180.5				
TDs Rushing	12	26				
PASSING YARDAGE	2120	2955				
Comp-Att-Int	209-378-11	199-302-8				
Average Per Pass	5.6	9.8				
Average Per Catch	10.1	14.8				
Average Per Game	192.7	268.6				
TDs Passing	18	28				
TOTAL OFFENSE	3849	4940				
Total Plays	779	741				
Average Per Play	4.9	6.7				
Average Per Game						
TIME OF POSSESSION/GAME	31:26	28:27				
3RD DOWN CONVERSIONS	66/172	69/139				
3rd-Down Pct.	38%	50%				
4TH DOWN CONVERSIONS	15/31	3/11				
4th-Down Pct.	48%	27%				
RED-ZONE SCORES	21-31 (68%)	45-54 (83%)				
RED-ZONE TOUCHDOWNS	19-31 (61%)	37-54 (69%)				
PAT-ATTEMPTS	28-29 (97%)	55-56 (98%)				
ATTENDANCE	21,903	128,000				
Games/Avg. Per Game	5/4,381	6/21,333				
Neutral Site Games	-	0/0				
<u>SCORE BY QUARTERS</u>	<u>1st</u>	<u>2nd</u>	<u>3rd</u>	<u>4th</u>	<u>OT</u>	<u>Total</u>
Austin Peay	56	100	38	30	-	224
Opponents	94	126	119	96	-	435

2012 INDIVIDUAL STATISTICS

RUSHING						
<u>Player</u>	<u>G</u>	<u>Att.</u>	<u>Yds.</u>	<u>Avg.</u>	<u>TD</u>	<u>Yds./G</u>
Wesley Kitts	5	94	503	5.4	2	100.6
Reco Williams	9	103	496	4.8	2	55.1
Terrence Oliver	11	92	336	3.7	3	30.5
Ean Pemberton	8	33	223	6.8	3	27.9
Jacob Sexton	6	10	84	8.4	1	14.0
PASSING						
<u>Player</u>	<u>G</u>	<u>Cmp.-Att.</u>	<u>Pct.</u>	<u>Yds.</u>	<u>TD/Int.</u>	<u>Avg.</u>
Jake Ryan	11	207-365	56.7	2089	18/10	189.9
Jacob Sexton	6	2-7	28.6	31	0/1	5.2
RECEIVING						
<u>Player</u>	<u>G</u>	<u>No.</u>	<u>Yds.</u>	<u>Avg.</u>	<u>TD</u>	<u>Yds./G</u>
Devin Stark	11	67	769	11.5	10	69.9
Terrence Oliver	11	38	328	8.6	1	29.8
Darryl Clack	10	19	174	9.2	1	17.4
Reco Williams	9	17	147	8.6	1	16.3
Jamaar Embry	11	15	190	12.7	2	17.3
SCORING						
<u>Player</u>	<u>G</u>	<u>TD</u>	<u>Xpt.</u>	<u>FG</u>	<u>Pts.</u>	<u>Pts./G</u>
Devin Stark	11	10	-	-	62	5.6
Stephen Stansell	11	-	27-28	4-12	39	3.5
Terrence Oliver	11	4	-	-	24	2.2
Reco Williams	9	3	-	-	18	2.0
Ean Pemberton	8	3	-	-	18	2.3
TACKLES						
<u>Player</u>	<u>G</u>	<u>Solo</u>	<u>Asst.</u>	<u>Total</u>	<u>TFL</u>	<u>Sacks</u>
Craig Salley	11	38	34	72	4.5	1.0
Steven Rich	11	40	28	68	1.5	0
Johnathan Shuler	11	43	23	66	4.5	1.0
Josh Carroll	11	21	42	63	4.0	0.5
Ernest Smith	11	18	26	44	9.0	4.0
INTERCEPTIONS						
<u>Player</u>	<u>G</u>	<u>No.</u>	<u>Yds.</u>	<u>Avg.</u>	<u>TD</u>	<u>PBU</u>
Johnathan Shuler	11	2	25	12.5	0	3
Montez Carlton	11	1	38	38.0	0	1

Returning Players in Bold

2012 SCHEDULE AND RESULTS

<u>Date</u>	<u>Opponent</u>	<u>Result</u>	<u>Attendance</u>
9/1	at Western Kentucky	L, 49-10	16,327
9/8	at #15 Virginia Tech	L, 42-7	65,632
9/15	at Tennessee State*	L, 34-14	14,264
9/22	UT Martin*	L, 31-6	7,463
9/29	at Eastern Illinois*	L, 65-15	9,154
10/6	Murray State*	L, 52-14	3,818
10/13	at #23 Eastern Kentucky*	L, 45-14	11,100
10/27	Southeast Missouri*	L, 48-27	4,028
11/3	Culver-Stockton	W, 56-0	2,856
11/10	at Jacksonville State*	L, 38-23	11,523
11/17	Tennessee Tech*	W, 38-31	3,738

* - Ohio Valley Conference Contest

Home Games in Bold



TEAM RECORDS

INDIVIDUAL RUSHING

Most Attempts

Game: 47 - Jay Bailey vs. Ky. Wesleyan (2002)
Season: 319 - Jay Bailey (2002)
Career: 935 - Chris Fletcher (2004-07)

Most Yards

Game: 244 - Floyd Jones vs. Morehead St. (1981)
Season: 1,687 - Jay Bailey (2002)
Career: 4,688 - Chris Fletcher (2004-07)

INDIVIDUAL PASSING

Most Attempts

Game: 59 - Brian Baker vs. Virginia-Wise (1999)
Season: 421 - Brian Baker (1999)
Career: 1,063 - Jesse Kellogg (2002-05)

Most Completions

Game: 40 - Brian Baker vs. Virginia-Wise (1999)
Season: 247 - Brian Baker (1999)
Career: 504 - Jesse Kellogg (2002-05)

Most Yards

Game: 438 - Brian Baker vs. Virginia-Wise (1999)
Season: 2,809 - Brian Baker (1999)
Career: 5,587 - Brian Baker (1998-01)

INDIVIDUAL RECEIVING

Most Receptions

Game: 20 - Harold Roberts vs. Murray State (1969)
Season: 77 - Lanis Frederick (2006)
Career: 232 - Harold Roberts (1967-70)

Most Receiving Yards

Game: 252 - Harold Roberts vs. Murray State (1969)
Season: 1,101 - Lanis Frederick (2006)
Career: 3,005 - Harold Roberts (1967-70)

YEAR-BY-YEAR RESULTS

YEAR	ALL	OVC	COACH	YEAR	ALL	OVC	COACH
1930	3-4-1	--	Scott Alden	1972	3-8	1-6	Bill Dupes
1931	3-2-2	--	Scott Alden	1973	2-8	1-6	J. Bushofsky
1932	3-2-2	--	Scott Alden	1974	3-7-1	1-5-1	J. Bushofsky
1933	No Games Played			1975	3-8	3-4	J. Bushofsky
1934	No Games Played			1976	5-6	3-4	J. Bushofsky
1935	No Games Played			1977	8-3	6-1	Boots Donnelly
1936	2-5	--	Fred T. Brown	1978	6-4	3-3	Boots Donnelly
1937	2-6	--	Fred T. Brown	1979	7-4	2-4	Watson Brown
1938	3-5-1	--	Fred T. Brown	1980	7-4	5-2	Watson Brown
1939	4-5	--	Fred T. Brown	1981	5-5	3-5	Emory Hale
1940	4-7	--	Fred T. Brown	1982	3-7	2-5	Emory Hale
1941	4-5	--	Fred T. Brown	1983	6-5	3-4	Emory Hale
1942	No Games Played			1984	7-4	4-3	Emory Hale
1943	No Games Played			1985	5-6	2-5	Emory Hale
1944	No Games Played			1986	5-6	3-4	Emory Hale
1945	No Games Played			1987	2-9	1-5	Emory Hale
1946	5-4	--	David Aaron	1988	3-8	2-4	Paul Brewster
1947	3-6-1	--	David Aaron	1989	1-10	1-5	Paul Brewster
1948	8-2	--	David Aaron	1990	0-11	0-6	John Palermo
1949	8-2	--	David Aaron	1991	5-6	3-4	Roy Gregory
1950	5-2-1	--	David Aaron	1992	3-8	2-6	Roy Gregory
1951	1-8-1	--	David Aaron	1993	1-10	0-8	Roy Gregory
1952	7-2-1	--	David Aaron	1994	4-7	3-5	Roy Gregory
1953	4-4	--	David Aaron	1995	3-8	2-6	Roy Gregory
1954	3-5-2	--	David Aaron	1996	1-10	1-7	Roy Gregory
1955	2-7-1	--	Ken Cooper	1997	0-10	--	Bill Schmitz
1956	5-6	--	Ken Cooper	1998	4-7	--	Bill Schmitz
1957	4-6	--	Ken Cooper	1999	3-8	--	Bill Schmitz
1958	3-7	--	Earl Gartman	2000	2-9	--	Bill Schmitz
1959	1-9	--	Earl Gartman	2001	3-7	--	Bill Schmitz
1960	2-8	--	Art Van Tone	2002	7-5	--	Bill Schmitz
1961	2-8	--	Art Van Tone	2003	4-7	--	Carroll McCray
1962	0-10	--	Art Van Tone	2004	2-9	--	Carroll McCray
1963	1-9	0-7	Bill Dupes	2005	2-9	--	Carroll McCray
1964	8-1-1	5-1-1	Bill Dupes	2006	3-8	--	Carroll McCray
1965	8-1	6-1	Bill Dupes	2007	7-4	5-3	Rick Christophel
1966	6-4	4-3	Bill Dupes	2008	2-9	2-6	Rick Christophel
1967	2-8	2-5	Bill Dupes	2009	4-7	3-5	Rick Christophel
1968	5-5	3-4	Bill Dupes	2010	2-9	1-7	Rick Christophel
1969	2-7-1	2-5	Bill Dupes	2011	3-8	2-6	Rick Christophel
1970	3-7	2-5	Bill Dupes	2012	2-9	1-7	Rick Christophel
1971	2-8	1-6	Bill Dupes				

OVC Championships (1)

1977

NCAA FCS Playoff Appearances

none



Terrence Holt (2007-10) finished his career as the NCAA all-time leader (all divisions) in kickoff returns (191) and kickoff yards (4,683). He is also the only player with four 1,000+ yard kick return seasons.

ALL-TIME COACHES

Coach	Years	Overall Record	OVC Record	OVC Titles	Playoff Appearances
Scott Alden	1930-32	9-8-5 (.523)	-	-	-
Fred D. Brown	1936-41	19-33-1 (.368)	-	-	-
David B. Aaron	1946-54	44-35-6 (.553)	-	-	-
Ken Cooper	1955-57	11-19-1 (.371)	-	-	-
Earl Gartman	1958-59	4-16 (.200)	-	-	-
Art Van Tope	1960-62	4-26 (.133)	-	-	-
Bill Dupes	1963-72	40-58-2 (.410)	26-43-1 (.379)	0	-
Jack Bushofsky	1973-76	13-29-1 (.314)	8-19-1 (.304)	0	0
James "Boots" Donnelly	1977-78	14-7 (.667)	9-4 (.692)	1	0
Watson Brown	1979-80	14-8 (.634)	7-6 (.538)	0	0
Emory Hale	1981-87	33-42 (.440)	18-31 (.367)	0	0
Paul Brewster	1988-89	4-18 (.182)	3-9 (.250)	0	0
John Palermo	1990	0-11 (.000)	0-6 (.000)	0	0
Roy Gregory	1991-96	17-49 (.258)	11-36 (.234)	0	0
Bill Schmitz	1997-02	19-46 (.292)	-	-	-
Carroll McCray	2003-06	11-33 (.250)	-	-	-
Rick Christophel	2007-12	20-46 (.303)	14-36 (.280)	0	0



O'Brien Field (10,000) - Opened in 1970.



EASTERN ILLINOIS PANTHERS



Dr. William L. Perry
President



Barbara Burke
Athletics Director



Rich Moser
Football Contact



Dino Babers
Head Coach

2013 SCHEDULE

Aug. 31	at San Diego State	7:00 p.m.
	<i>San Diego State leads 1-0; SDSU won 40-7 (10/6/01)</i>	
Sept. 7	at Southern Illinois	6:00 p.m.
	<i>Southern Illinois leads 38-23-1; Last Meeting: EIU won 49-28 (8/30/12)</i>	
Sept. 14	Illinois State (TV: WEIU)	6:00 p.m.
	<i>Illinois State leads 52-40-9; Last Meeting: ISU won 54-51 in OT (9/15/12)</i>	
Sept. 21	at Northern Illinois	6:00 p.m.
	<i>Northern Illinois leads 23-9-1; NIU won 49-17 (9/24/94)</i>	
Sept. 28	Eastern Kentucky* (TV: ESPN3)	1:30 p.m.
	<i>Eastern Kentucky leads 12-8; Last Meeting: EIU won 24-7 (10/27/12)</i>	
Oct. 10	at Austin Peay*	6:00 p.m.
	<i>Eastern Illinois leads 10-3; Last Meeting: EIU won 65-15 (9/29/12)</i>	
Oct. 19	Southeast Missouri* (HC) (TV: WEIU)	1:30 p.m.
	<i>Eastern Illinois leads 14-6; Last Meeting: EIU won 39-20 (11/10/12)</i>	
Oct. 26	at Tennessee State*	4:00 p.m.
	<i>Eastern Illinois leads 9-7; Last Meeting: TSU won 18-17 (11/5/11)</i>	
Nov. 2	Tennessee Tech* (TV: WEIU)	12:00 p.m.
	<i>Eastern Illinois leads 13-6; Last Meeting: EIU won 31-24 (11/3/12)</i>	
Nov. 9	at Murray State*	12:00 p.m.
	<i>Eastern Illinois leads 15-13; Last Meeting: EIU won 50-49 in OT (9/22/12)</i>	
Nov. 16	Jacksonville State* (TV: ESPN3)	12:00 p.m.
	<i>Series tied 5-5; Last Meeting: Eastern Illinois won 31-28 (10/13/12)</i>	
Nov. 23	at UT Martin* (TV: ESPN3)	1:00 p.m.
	<i>Eastern Illinois leads 12-6; Last Meeting: UT Martin won 51-37 (10/6/12)</i>	

* Denotes Ohio Valley Conference Matchup

Home Games in Bold HC - Homecoming

All Times Central and Subject to Change

QUICK FACTS

Basic Information

Location:	Charleston, Ill.
Enrollment:	10,417
Founded:	1895
Nickname:	Panthers
Colors:	Blue, Grey and White
President:	Dr. William L. Perry
Athletic Director:	Barbara Burke
Stadium (Capacity):	O'Brien Field (10,000)
Surface:	Matrix Turf

Media Relations

Football Contact:	Rich Moser
Office Phone:	(217) 581-7480
Cell Phone:	(217) 508-8317
Fax:	(217) 581-6434
Email:	rlmoser@eiu.edu
Web site:	www.EIUpanters.com
Press Box Phone:	(217) 581-7770

Team Information

Offense:	Spread
Defense:	Multiple
Lettermen Returning/Lost:	44/15
Offensive Starters Returning:	5
Defensive Starters Returning:	8
Specialist Starters Returning:	3
2012 Record/OVC Record (Finish):	7-5/6-1 (1st)
Postseason:	FCS Playoffs 1st Round (L, 58-10 at South Dakota State)

All-Time Record/OVC Record: 479-497-43 (.491)/83-48 (.634)

Joined OVC: 1996

OVC Championships (Last): 6 (2012)

NCAA FCS Playoff Appearances (Last): 14 (2012)

PRESEASON DEPTH CHART

OFFENSE

WR	4	Keiondre Gober	6-3	196	So.
	82	Brandon Barker	5-9	183	So.
WR	8	Erik Lora	5-11	190	Sr.
	80	Nico Shephard	6-2	216	So.
OT	77	Dominic Pagliara	6-6	307	Sr.
	56	Adolphus Barnes	6-4	270	Jr.
OG	74	Collin Seibert	6-4	277	Jr.
	68	Nick Borre	6-4	300	So.
C	68	Nick Borre	6-4	300	So.
	53	David Maka	6-4	315	Jr.
OG	72	Alex Pierce	6-6	330	Sr.
	68	Nick Borre	6-4	300	So.
OT	64	Jason Schuman	6-7	293	So.
	56	Adolphus Barnes	6-4	270	Jr.
QB	10	Jimmy Garoppolo	6-3	222	Sr.
	13	Andrew Manley	6-3	225	Jr.
RB	14	Taylor Duncan	6-3	224	Jr.
	21	Shepard Little	5-10	198	So.
WR	81	Jeff LePak	6-6	222	Jr.
	80	Nico Shephard	6-2	216	So.
WR	88	Adam Drake	6-2	199	Jr.
	3	Anthony Taylor	6-0	191	R-Fr.

DEFENSE

DE	94	Timotheus Granger	6-2	230	Jr.
	92	Tyler Paulsen	6-1	235	R-Fr.
DT	79	Jon Voytilla	6-3	297	Sr.
	99	Marques White	6-3	300	Jr.
NT	97	Dino Fanti	6-1	273	So.
	65	Jarrell Wright	6-3	300	Jr.
DE	93	Pat Wertz	6-4	254	Sr.
	98	Fedney Delphonse	6-3	234	So.
LB	50	Adam Gristick	5-10	227	Jr.
	15	Antonio Taylor	6-2	215	Sr.
LB	30	Robert Haynes	6-0	234	Jr.
	42	Alex Helms	6-2	236	Sr.
LB	12	LeQuince McCall	6-1	229	Sr.
	59	Kamu Grugier-Hill	6-2	202	So.
CB	38	DJ Bland	6-1	186	Jr.
	46	Anthony Goodman	5-9	190	So.
ROV	40	Jourdan Wickliffe	6-1	195	Jr.
	24	Alex McNulty	6-2	189	Sr.
FS	28	Nick Beard	6-1	193	Sr.
	43	Pono Choy	5-10	188	R-Fr.
CB	31	Pete Houlihan	5-11	185	Sr.
	27	Devin Brinson	6-0	195	So.

SPECIAL TEAMS

PK	58	Cameron Berra	5-11	215	Sr.
KO	36	Taylor Kerr	6-1	182	Jr.
	61	Cody Meyer	5-10	175	Jr.
P	83	Scott Weatherford	6-1	186	Sr.
LS	54	AJ Hantak	6-4	200	Fr.
HO	83	Scott Weatherford	6-1	186	Sr.
KR	26	Trey Pendergrass	5-6	155	So.
PR	8	Erik Lora	5-11	190	Sr.

Returning Starters in Bold

Key Losses

DE	Artavious Dowdell	1st Team All-OVC; 58 tackles, 13.5 TFL, 7.5 sacks
DT	Roosevelt Holliday	2nd Team All-OVC; 58 tackles, 9.0 TFL, 2 FF
WR	Chris Wright	53 catches, 888 yards, 11 TD's
RB	Jake Walker	2nd Team All-OVC; 1,133 yards, 12 TD's
WR	Chavar Watkins	49 catches, 537 yards, 4 TD's

PLAYERS TO WATCH

ERIK LORA

Senior • Wide Receiver
5-11 • 190 • Miami, Fla.



Preseason OVC Offensive Player of the Year...Pre-season All-American...Named Preseason National Player of the Year by Lindy's...2012 OVC Offensive Player of the Year and 2012-13 OVC Male Athlete of the Year...Consensus All-American selection and finished fourth in balloting for the 2012 Walter Payton Award after setting a NCAA FCS record for receptions in a season (136 - 13 more than the old record)...Finished fifth in NCAA history with 1,664 receiving yards in 2012, setting a new OVC record...Set OVC record for catches in a game (21)...Named National Player of the Week last season after leading EIU to overtime win over Murray State.

JIMMY GAROPPOLO

Senior • Quarterback
6-3 • 222 • Arlington Heights, Ill.



Preseason All-OVC selection...Second-team All-OVC selection in 2012...Set the OVC record for passing yards in a season (3,823) last year in leading EIU to OVC Championship and FCS Playoffs...Finished second in OVC single-season history in both completions (331) and touchdowns (31)...Finished 10th in balloting for Walter Payton Award...Enters his final season in a Panther uniform ranking third in OVC history for career completions (672), fourth in career touchdowns passes (65), sixth in career passing yards (8,106), sixth in career passing attempts (1,100) and seventh in career total offense (7,977).

TEAM NOTES

- Eastern Illinois won its sixth OVC Championship last season, finishing with a 6-1 league mark. All six of the Panthers championships have come since 2001 and are the most in the OVC since the team joined the OVC in 1996.

- By winning the OVC Championship the Panthers were one of just four teams in the 65-year history of the league to go from worst-to-first. The Panthers finished the 2011 season 1-7 in OVC play but rebounded to finish 6-1 in 2012.

- Erik Lora shattered the NCAA FCS record for receptions in a season in 2012, hauling in 136 catches which was 13 more than the previous NCAA record and an amazing 44 more than the previous OVC record.

- Erik Lora (4th) and Jimmy Garoppolo (10th) both finished in the Top 10 of the Walter Payton Award balloting following the 2012 season.

- Eastern Illinois made its 14th NCAA FCS playoff appearance in 2012, a mark that ranks eighth in Football Championship Subdivision history.

- On defense the Panthers return eight of 11 starters from last year's squad including a pair of preseason first team All-OVC honorees for 2013.

NUMERICAL ROSTER

No.	Name	Pos.	Ht.	Wt.	Yr.	Hometown (Last School)
3	Anthony Taylor	WR	6-0	191	R-Fr.	Wheaton, Ill. (Lombard Montini)
4	Keiondre Gober	WR	6-3	196	So.	Lubbock, Texas (Frenship)
8	Erik Lora	WR	5-11	190	Sr.	Miami, Fla. (Columbus)
10	Jimmy Garoppolo	QB	6-3	222	Sr.	Arlington Heights, Ill. (Rolling Meadows)
11	Ben Krol	QB	6-6	247	So.	Woodstock, Ill. (Marian Central Catholic)
12	LeQuince McCall	LB	6-1	229	Sr.	San Antonio, Texas (Baylor University)
13	Andrew Manley	QB	6-3	225	Jr.	Waihawa, Hawaii (New Mexico State University)
14	Taylor Duncan	RB	6-3	224	Jr.	Marshall, Ill. (Marshall)
15	Antonio Taylor	LB	6-2	215	Sr.	Maywood, Ill. (Immaculate Conception)
16	Austin Green	QB	6-3	200	Fr.	Rochester, Ill. (Rochester)
19	Addison Bounds	QB	6-4	195	Fr.	Fairbury, Ill. (Prairie Central)
20	AJ Woodson	RB	5-8	195	Jr.	Pompano Beach, Fla. (Northeast)
21	Shepard Little	RB	5-10	198	So.	Schaumburg, Ill. (Schaumburg)
23	Bobby Huey	RB	5-11	210	R-Fr.	Lubbock, Texas (Frenship)
24	Alex McNulty	DB	5-10	189	Sr.	Bolingbrook, Ill. (Bolingbrook)
25	Reggie Box	DB	6-0	175	So.	Glen Carbon, Ill. (Edwardsville)
26	Trey Pendergrass	WR	5-6	155	So.	Royal Palm Beach, Fla. (Jupiter Christian)
27	Devin Brinson	DB	6-0	195	So.	Carmel, Ind. (Carmel)
28	Nick Beard	DB	6-1	193	Sr.	Delray Beach, Fla. (Atlantic)
29	Elven Walker	CB	5-10	170	R-Fr.	Wheaton, Ill. (Glenbard South)
30	Robert Haynes	LB	6-0	234	Jr.	Punta Gorda, Fla. (Charlotte)
31	Pete Houlihan	DB	5-11	185	Sr.	New Lenox, Ill. (Providence Catholic)
32	Davante Sayles	RB	5-10	180	Fr.	Vista, Calif. (Rancho Buena Vista)
33	Malcolm Allen	RB	5-10	180	Sr.	Joliet, Ill. (Joliet/College of DuPage)
34	Brandon Ross	DB	5-11	177	So.	St. Louis, Mo. (Lutheran North)
35	John Wurm	DB	6-1	222	Jr.	Dublin, Ohio (Coffman)
36	Taylor Kerr	K/P	6-1	182	Jr.	Indianapolis, Ind. (Pike)
37	Malik Harrison	ATH	6-1	185	Fr.	Springfield, Ill. (Springfield)
38	D.J. Bland	DB	6-1	186	Jr.	Chicago, Ill. (De La Salle Institute)
39	Mike Gunter	SAF	6-3	225	So.	Springfield, Ill. (Rochester)
40	Jourdan Wickliffe	DB	6-1	195	Jr.	Columbus, Ohio (St. Charles College Prep)
41	Vincent Speller	SAF	6-1	195	Fr.	Chicago, Ill. (Chicago Mt. Carmel)
42	Alex Helms	LB	6-2	236	Sr.	Naperville, Ill. (Concordia (Minn.) University)
43	Pono Choy	DB	5-10	188	R-Fr.	Honolulu, Haw. (Kamehameha)
44	Andre Hodge	FB	6-0	255	So.	Keyport, N.J. (Matawan Regional)
45	Eric Luhrsen	TE	6-5	242	So.	Wheaton, Ill. (Wheaton-Warrenville South)
46	Anthony Goodman	DB	5-9	190	So.	Lansing, Mich. (J.W. Sexton)
47	Andre Alvarez	LB	6-3	230	Sr.	Chicago, Ill. (Carthage College)
48	Ryan Meyer	SAF	6-4	214	R-Fr.	Evergreen Park, Ill. (Marist)
49	Deonte Jackson	DB	5-10	179	Sr.	Olympia Fields, Ill. (Harper College)
50	Adam Gristick	LB	5-10	227	Jr.	Allentown, Pa. (Parkland)
51	Seth McDonald	LB	6-1	210	Fr.	Sandwich, Ill. (Sandwich)
52	Jake McNair	LB	6-1	212	R-Fr.	Louisville, Ky. (duPont Manual)
53	David Maka	OL	6-4	315	Jr.	Boise, Idaho (Mt. San Antonio College)
54	AJ Hantak	LS	6-4	200	Fr.	Fenton, Mo. (Rockwood Summit)
55	Joe Campagna	LB	6-0	220	Jr.	Chicago, Ill. (Ferris State University)
56	Adolphus Barnes	OL	6-4	270	Jr.	St. Petersburg, Fla. (HMerced College)
57	Jameel High	DB	5-10	185	Sr.	Kankakee, Ill. (Ball State University)
58	Cameron Berra	K	5-11	215	Sr.	St. Louis, Mo. (Parkway Catholic)
59	Kamu Grugier-Hill	SAF	6-2	202	So.	Honolulu, Haw. (Kamehameha)
60	Charlie Athans	OL	6-3	240	R-Fr.	Manhattan, Ill. (Lincoln-Way Central)
61	Cody Meyer	K	5-10	175	Jr.	Oakland, Ill. (McKendree University)
62	DeShawn Wilbern	OL	6-0	278	So.	Milwaukee, Wis. (Wis. Lutheran HS & College)
63	Leon Riley	DL	6-2	235	So.	Rantoul, Ill. (Rantoul)
64	Jason Schuman	OL	6-7	293	So.	Warrenville, Ill. (Wheaton-Warrenville South)
65	Jarrell Wright	DT	6-3	300	Jr.	Long Beach, Calif. (LA Harbor College)
66	Matt Parks	OL	6-5	316	Jr.	Machesney Park, Ill. (Harlem)
68	Nick Borre	OL	6-4	300	So.	Bloomington, Ill. (Lake Park)
70	Joe Hall	C	6-5	262	So.	Wheaton, Ill. (Wheaton-Warrenville South)
71	Max Sidney	OL	6-7	290	Fr.	Chesterfield, Mo. (Marquette)
72	Alex Pierce	OL	6-6	330	Sr.	Carmel, Ind. (Carmel)
73	Evan Kanz	OL	6-5	320	R-Fr.	Luxemburg, Wis. (Luxemburg-Casco)
74	Collin Seibert	OL	6-4	277	Jr.	Oswego, Ill. (Oswego)
75	Jimmy Lowery	OL	6-4	282	R-Fr.	Burr Ridge, Ill. (Lombard Montini)
76	Xzavier McAllister	OL	6-5	325	Fr.	Canton, Ohio (Canton McKinley)
77	Dominic Pagliara	OL	6-6	307	Sr.	Quincy, Ill. (Quincy Notre Dame)
78	Kurtis Brummerstedt	OL	6-7	315	Fr.	Yorkville, Ill. (Yorkville)
79	Jon Voytilla	DL	6-3	297	Sr.	St. Charles, Ill. (St. Charles East)
80	Nico Shephard	WR	6-2	216	Fr.	Ft. Lauderdale, Fla. (Florida International Univ.)
81	Jeff LePak	WR	6-6	222	Jr.	Belton, Texas (Baylor University)
82	Brandon Barker	WR	5-9	183	So.	Chicago, Ill. (North Central College)
83	Scott Weatherford	P	6-1	186	Sr.	Terre Haute, Ind. (North)
84	Kashmiere Hughes	WR	6-5	215	Fr.	Peoria, Ill. (Peoria Manual)
85	Jimmy Lera	WR	5-8	180	Jr.	Lake Park, Fla. (Palm Beach Gardens)
86	Rex Bonham	DL	6-3	270	Jr.	New Carlisle, Ohio (Tecumseh)
87	Matt Christensen	WR	6-3	175	Fr.	Racine, Wis. (Wilmot Union)
88	Adam Drake	WR	6-2	199	Jr.	Charleston, Ill. (Charleston)
89	Tray Mitchell	WR	5-11	175	Fr.	Wentzville, Mo. (Holt)
90	Daniel Chism	DL	6-2	260	Fr.	Warrenville, Ill. (Wheaton-Warrenville South)
91	Niko Foltys	DL	6-4	248	Jr.	Lockport, Ill. (Lockport Township)
92	Tyler Paulsen	DE	6-1	235	R-Fr.	Austin, Texas (Lake Travis)
93	Pat Wertz	DL	6-4	254	Sr.	Orland Hills, Ill. (Illinois State University)
94	Timotheus Granger	DE	6-2	230	Jr.	West Palm Beach, Fla. (Suncoast)
95	Laquesse Taylor	DT	6-2	305	Jr.	Fresno, Calif. (College of the Sequoias)
96	Clinton Simpkins	DL	6-3	226	Sr.	Fredricksburg, Va. (Dodge City CC)
97	Dino Fanti	DT	6-1	273	So.	Venice, Fla. (Venice)
98	Fedney Delphonse	DE	6-3	234	So.	Naples, Fla. (Golden Gate)
99	Marques White	DT	6-3	300	Jr.	Folsom, Calif. (Saddleback College)

ALPHABETICAL ROSTER

No.	Name	Pos.	Yr.
33	Malcolm Allen	RB	Sr.
47	Andre Alvarez	LB	Sr.
60	Charlie Athans	OL	R-Fr.
82	Brandon Barker	WR	So.
56	Adolphus Barnes	OL	Jr.
28	Nick Beard	DB	Sr.
58	Cameron Berra	K	Sr.
38	D.J. Bland	DB	Jr.
86	Rex Bonham	DL	Jr.
68	Nick Borre	OL	So.
19	Addison Bounds	QB	Fr.
25	Reggie Box	DB	So.
27	Devin Brinson	DB	So.
78	Kurtis Brummerstedt	OL	Fr.
55	Joe Campagna	LB	Jr.
90	Daniel Chism	DL	Fr.
43	Pono Choy	DB	R-Fr.
87	Matt Christensen	WR	Fr.
98	Fedney Delphonse	DE	So.
88	Adam Drake	WR	Jr.
14	Taylor Duncan	RB	Jr.
97	Dino Fanti	DT	So.
91	Niko Foltys	DL	Jr.
10	Jimmy Garoppolo	QB	Sr.
4	Keiondre Gober	WR	So.
46	Anthony Goodman	DB	So.
16	Austin Green	QB	Fr.
94	Timotheus Granger	DE	Jr.
50	Adam Gristick	LB	Jr.
59	Kamu Grugier-Hill	SAF	So.
39	Mike Gunter	SAF	So.
70	Joe Hall	C	So.
54	AJ Hantak	LS	Fr.
37	Malik Harrison	ATH	Fr.
30	Robert Haynes	LB	Jr.
42	Alex Helms	LB	Sr.
57	Jameel High	DB	Sr.
44	Andre Hodge	FB	So.
31	Pete Houlihan	DB	Sr.
23	Bobby Huey	RB	R-Fr.
84	Kashmiere Hughes	WR	Fr.
49	Deonte Jackson	DB	Sr.
73	Evan Kanz	OL	R-Fr.
36	Taylor Kerr	K/P	Jr.
11	Ben Krol	QB	So.
81	Jeff LePak	WR	Jr.
85	Jimmy Lera	WR	Jr.
21	Shepard Little	RB	So.
8	Erik Lora	WR	Sr.
75	Jimmy Lowery	OL	R-Fr.
45	Eric Luhrsen	TE	So.
53	David Maka	OL	Jr.
13	Andrew Manley	QB	Jr.
76	Xzavier McAllister	OL	Fr.
12	LeQuince McCall	LB	Sr.
51	Seth McDonald	LB	Fr.
52	Jake McNair	LB	R-Fr.
24	Alex McNulty	DB	Sr.
61	Cody Meyer	K	Jr.
48	Ryan Meyer	SAF	R-Fr.
89	Tray Mitchell	WR	Fr.
77	Dominic Pagliara	OL	Sr.
66	Matt Parks	OL	Jr.
92	Tyler Paulsen	DE	R-Fr.
26	Trey Pendergrass	WR	So.
72	Alex Pierce	OL	Sr.
63	Leon Riley	DL	So.
34	Brandon Ross	DB	So.
32	Davante Sayles	RB	Fr.
64	Jason Schuman	OL	So.
74	Collin Seibert	OL	Jr.
80	Nico Shephard	WR	Fr.
71	Max Sidney	OL	Fr.
96	Clinton Simpkins	DL	Sr.
41	Vincent Speller	SAF	Fr.
3	Anthony Taylor	WR	R-Fr.
15	Antonio Taylor	LB	Sr.
95	Laquesse Taylor	DT	Jr.
79	Jon Voytilla	DL	Sr.
29	Elven Walker	CB	R-Fr.
83	Scott Weatherford	P	Sr.
93	Pat Wertz	DL	Sr.
99	Marques White	DT	Jr.
40	Jourdan Wickliffe	DB	Jr.
62	DeShawn Wilbern	OL	So.
20	AJ Woodson	RB	Jr.
65	Jarrell Wright	DT	Jr.
35	John Wurm	DB	Jr.



Dino Babers was named the 22nd head football coach in Eastern Illinois history on Dec. 9, 2011. In his first season as head coach the former EIU assistant coach led the Panthers to a 6-1 OVC mark and the program's sixth OVC Championship.

DINO BABERS

HEAD COACH

2ND SEASON

7-5 CAREER RECORD

Birthdate: July 19, 1961
Hometown: San Diego, Calif.
College: Hawai'i, 1984
Family: Wife - Susan
 Children - Breeannah, Tasha, Jazzmin, Paris

Career Record			
Year	School	Overall	Conf. (Finish)
2012	Eastern Illinois	7-5	6-1 (1st)

CAREER HIGHLIGHTS

- In his inaugural season with Eastern Illinois (2012), Babers became just the fourth head coach to lead a team to the OVC Championship in his first season as coach. In the process he guided the Panthers from "worst-to-first" in leading the team to its sixth OVC Championship.
- Prior to being named head coach at Eastern Illinois, Babers served as the special teams coordinator and wide receivers coach at Baylor (2008-11). In 2011 the Bears ranked second in the nation in total offense and were led by Heisman Trophy winner Robert Griffin III. During his four seasons at Baylor the team played in the Texas Bowl (2010) and the Alamo Bowl (2011).
- After starting his coaching career as a graduate assistant at his alma mater for one year, Babers coached two seasons at Arizona State as a graduate assistant before being hired at Eastern Illinois. Babers was a part of Bob Spoo's first staff at EIU; Spoo would go on to coach at Eastern Illinois for 25 years and was inducted into the OVC Hall of Fame in 2012 after his retirement.
- Babers has also served as an assistant coach at UCLA (2004-07), Pittsburgh (2003), Texas A&M (2001-02), Arizona (1995-2000), San Diego State (1994), Purdue (1991-93), Northern Arizona (1990), UNLV (1988-89), Eastern Illinois (1987), Arizona State (1985-86) and Hawai'i (1984).
- In 1998 he helped Arizona post a 12-1 record and No. 4 national ranking. The following year the Wildcats offense ranked third in the nation in total offense (471.9 yards/game).
- In his tenure as a collegiate coach, Babers has been a part of a coaching staffs for teams that have participated in 12 bowl games.
- Babers was a four-year starter at Hawai'i where he earned All-WAC Academic honors. After finishing his collegiate career he signed a free agent contract with the British Columbia Lions of the Canadian Football League (CFL).

ASSISTANT COACHES

- Offensive Coordinator:**..... Sterlin Gilbert
 Alma Mater: Angelo State, 2002 (2nd season)
- Defensive Coordinator:**..... Kim McCloud
 Alma Mater: Hawai'i, 1991 (2nd season)
- Offensive Line:**..... Matt Mattox
 Alma Mater: Houston, 2005 (1st season)
- Running Backs:**..... Mike Lynch
 Alma Mater: Montana, 2000 (9th season)
- Outside Receivers:**..... Andrew Sowder
 Alma Mater: Baylor, 2011 (2nd season)
- Inside Receivers:**..... Sean Lewis
 Alma Mater: Wisconsin, 2007 (2nd season)
- Defensive Ends:**..... Tom Freeman
 Alma Mater: San Diego State, 1969 (1st season)
- Defensive Tackles:**..... Dino Kaklis
 Alma Mater: Purdue, 1996 (2nd season)
- Linebackers:**..... Tom Kaufman
 Alma Mater: John Carroll, 2003 (2nd season)
- Secondary:**..... Chanterius Brock
 Alma Mater: Marygrove College, 2011 (1st season)
- Operations:**..... Roy Wittke
 Alma Mater: Wisconsin Eau-Claire, 1982 (19th season)

2012 TEAM STATISTICS

	<u>EU</u>	<u>Opponent</u>				
SCORING	438	434				
Points Per Game	36.5	36.2				
FIRST DOWNS	304	296				
Rushing	88	114				
Passing	186	154				
Penalty	30	28				
RUSHING YARDAGE	1632	2043				
Yards Gained Rushing	1910	2425				
Yards Lost Rushing	278	382				
Rushing Attempts	457	539				
Average Per Rush	3.6	3.8				
Average Per Game	136.0	170.2				
TDs Rushing	23	28				
PASSING YARDAGE	4019	3178				
Comp-Att-Int	341-554-15	316-509-9				
Average Per Pass	7.3	6.2				
Average Per Catch	11.8	10.1				
Average Per Game	334.9	264.8				
TDs Passing	34	26				
TOTAL OFFENSE	5651	5221				
Total Plays	1011	1048				
Average Per Play	5.6	5.0				
Average Per Game	470.9	435.1				
TIME OF POSSESSION/GAME	23:56	36:00				
3RD DOWN CONVERSIONS	84/205	92/218				
3rd-Down Pct.	41%	42%				
4TH DOWN CONVERSIONS	10/24	16/30				
4th-Down Pct.	42%	53%				
RED-ZONE SCORES	45-56 (80%)	60-74 (81%)				
RED-ZONE TOUCHDOWNS	39-56 (70%)	46-74 (62%)				
PAT-ATTEMPTS	48-52 (92%)	52-53 (98%)				
ATTENDANCE	35,681	60,181				
Games/Avg. Per Game	5/7,136	7/8,597				
Neutral Site Games	-	0/0				
<u>SCORE BY QUARTERS</u>	<u>1st</u>	<u>2nd</u>	<u>3rd</u>	<u>4th</u>	<u>OT</u>	<u>Total</u>
Eastern Illinois	99	109	107	105	18	438
Opponents	99	159	77	79	20	434

2012 INDIVIDUAL STATISTICS

RUSHING						
<u>Player</u>	<u>G</u>	<u>Att.</u>	<u>Yds.</u>	<u>Avg.</u>	<u>TD</u>	<u>Yds./G</u>
Jake Walker	12	232	1133	4.9	12	94.4
Taylor Duncan	12	117	466	4.0	8	38.8
AJ Woodson	5	7	31	4.4	0	6.2
Erik Lora	12	1	14	14.0	0	1.2
PASSING						
<u>Player</u>	<u>G</u>	<u>Comp.-Att.</u>	<u>Pct.</u>	<u>Yds.</u>	<u>TD/Int.</u>	<u>Avg.</u>
Jimmy Garoppolo	12	331-540	61.3	3823	31/15	318.6
Ben Krol	3	5-7	71.4	51	0/0	17.0
RECEIVING						
<u>Player</u>	<u>G</u>	<u>No.</u>	<u>Yds.</u>	<u>Avg.</u>	<u>TD</u>	<u>Yds./G</u>
Erik Lora	12	136	1664	12.2	12	138.7
Chris Wright	12	53	888	16.8	11	74.0
Chavar Watkins	12	49	537	11.0	4	44.8
Sam Hendricks	8	37	306	8.3	2	38.2
Von Wise	12	19	168	8.8	1	14.0
SCORING						
<u>Player</u>	<u>G</u>	<u>TD</u>	<u>XPt.</u>	<u>FG</u>	<u>Pts.</u>	<u>Pts./G</u>
Cameron Berra	12	-	48-52	12-13	84	7.0
Jake Walker	12	13	-	-	78	6.5
Erik Lora	12	12	-	-	74	6.2
Chris Wright	12	11	-	-	68	5.7
Taylor Duncan	12	8	-	-	48	4.0
TACKLES						
<u>Player</u>	<u>G</u>	<u>Solo</u>	<u>Asst.</u>	<u>Total</u>	<u>TFL</u>	<u>Sacks</u>
Robert Haynes	11	51	50	101	6.5	2.0
Nick Beard	12	63	22	85	3.0	1.0
LeQuince McCall	11	44	38	82	5.0	1.0
Pete Houlihan	11	52	26	78	5.0	0.5
Jourdan Wickliffe	12	42	33	75	1.5	0
INTERCEPTIONS						
<u>Player</u>	<u>G</u>	<u>No.</u>	<u>Yds.</u>	<u>Avg.</u>	<u>TD</u>	<u>PBU</u>
Tavares Crawford	11	2	70	35.0	1	3
Robert Haynes	11	2	34	17.0	1	3
Jourdan Wickliffe	12	2	28	14.0	0	3
Returning Players in Bold						



2012 SCHEDULE AND RESULTS

<u>Date</u>	<u>Opponent</u>	<u>Result</u>	<u>Attendance</u>
8/30	Southern Illinois	W, 49-28	8,275
9/8	at Western Michigan	L, 52-21	22,536
9/15	at #15 Illinois State	L, 54-51 (2OT)	7,700
9/22	Murray State*	W, 50-49 (OT)	5,319
9/29	Austin Peay*	W, 65-15	9,154
10/6	at UT Martin*	L, 51-37	5,456
10/13	Jacksonville State*	W, 31-28	7,358
10/27	at #18 Eastern Kentucky*	W, 24-7	4,400
11/3	at Tennessee Tech*	W, 31-24	8,968
11/10	Southeast Missouri*	W, 39-20	5,575
11/17	at #10 Central Arkansas	L, 48-30	6,754
11/24	at #19 South Dakota St. #	L, 58-10	4,367

* - Ohio Valley Conference Contest

- NCAA FCS Playoff Game

Home Games in Bold

TEAM RECORDS

INDIVIDUAL RUSHING

Most Attempts

Game: 48 - Willie High vs. Northern Iowa (1993)
Season: 314 - Willie High (1995)
Career: 930 - Poke Cobb (1976-79)

Most Yards

Game: 308 - J.R. Taylor vs. Florida Atlantic (2002)
Season: 1,609 - Poke Cobb (1979)
Career: 5,042 - Poke Cobb (1976-79)

INDIVIDUAL PASSING

Most Attempts

Game: 61 - Jimmy Garoppolo vs. Illinois St. (2012)
Season: 540 - Jimmy Garoppolo (2012)
Career: 1,408 - Sean Payton (1983-86)

Most Completions

Game: 40 - Sean Payton vs. Saginaw Valley (1985)
Season: 331 - Jimmy Garoppolo (2012)
Career: 756 - Sean Payton (1983-86)

Most Yards

Game: 509 - Sean Payton vs. Saginaw Valley (1985)
Season: 3,843 - Sean Payton (1984)
Career: 10,655 - Sean Payton (1983-86)

INDIVIDUAL RECEIVING

Most Receptions

Game: 21 - Erik Lora vs. Murray State (2012)
Season: 136 - Erik Lora (2012) (*NCAA Record*)
Career: 209 - Erik Lora (2009-10, 12-present)

Most Receiving Yards

Game: 269 - Erik Lora vs. Murray State (2012)
Season: 1,664 - Erik Lora (2012)
Career: 3,177 - Roy Banks (1983-86)



Former Panther quarterback Sean Payton (who still holds numerous EIU passing records) led the New Orleans Saints to the Super Bowl XLIV title in Feb. 2010.

YEAR-BY-YEAR RESULTS

YEAR	ALL	OVC	COACH	YEAR	ALL	OVC	COACH
1899	0-2	--	Otis Caldwell	1956	2-7	--	Keith Smith
1900	3-3	--	Otis Caldwell	1957	0-8	--	Ralph Kohl
1901	6-0-3	--	Otis Caldwell	1958	2-6	--	Ralph Kohl
1902	2-4	--	T. Smallwood	1959	2-6-1	--	Ralph Kohl
1903	5-2-2	--	Thomas Briggs	1960	2-7	--	Ralph Kohl
1904	6-1-1	--	Joseph Brown	1961	4-3-1	--	Ralph Kohl
1905	1-6-1	--	Joseph Brown	1962	1-7	--	Ralph Kohl
1906	2-1-1	--	Joseph Brown	1963	2-7	--	Ralph Kohl
1907	3-1-3	--	Joseph Brown	1964	3-6	--	Ralph Kohl
1908	6-2-1	--	Joseph Brown	1965	3-5	--	Clyde Biggers
1909	0-3	--	Joseph Brown	1966	1-6-1	--	Clyde Biggers
1910	2-3-1	--	Harold Railsback	1967	2-6-1	--	Clyde Biggers
1911	4-2	--	Charles Lantz	1968	4-5	--	Clyde Biggers
1912	6-1	--	Charles Lantz	1969	2-7	--	Clyde Biggers
1913	6-2	--	Charles Lantz	1970	2-8	--	Clyde Biggers
1914	8-0-1	--	Charles Lantz	1971	4-6	--	Clyde Biggers
1915	2-2-1	--	Charles Lantz	1972	1-9	--	Jack Dean
1916	4-3	--	Charles Lantz	1973	2-9	--	Jack Dean
1917	4-1-1	--	Charles Lantz	1974	3-6-1	--	Jack Dean
1918	No games played			1975	3-5-2	--	J. Konstantinos
1919	3-5-1	--	Charles Lantz	1976	5-6	--	J. Konstantinos
1920	2-3-0	--	Charles Lantz	1977	1-10	--	J. Konstantinos
1921	2-5-1	--	Charles Lantz	1978	12-2	--	Darrell Mudra
1922	4-0-2	--	Charles Lantz	1979	7-4	--	Darrell Mudra
1923	4-2-2	--	Charles Lantz	1980	11-3	--	Darrell Mudra
1924	6-2	--	Charles Lantz	1981	6-5	--	Darrell Mudra
1925	4-3-1	--	Charles Lantz	1982	11-1-1	--	Darrell Mudra
1926	3-5-1	--	Charles Lantz	1983	9-3	--	Al Molde
1927	5-2	--	Charles Lantz	1984	6-5	--	Al Molde
1928	7-0-1	--	Charles Lantz	1985	6-5	--	Al Molde
1929	6-1	--	Charles Lantz	1986	11-2	--	Al Molde
1930	6-1-1	--	Charles Lantz	1987	5-6	--	Bob Spoo
1931	3-4	--	Charles Lantz	1988	5-6	--	Bob Spoo
1932	1-7	--	Charles Lantz	1989	9-4	--	Bob Spoo
1933	1-8	--	Charles Lantz	1990	5-6	--	Bob Spoo
1934	3-4	--	Charles Lantz	1991	4-7	--	Bob Spoo
1935	1-7	--	Winfield Angus	1992	5-6	--	Bob Spoo
1936	4-4	--	Gilbert Carson	1993	3-7-1	--	Bob Spoo
1937	3-4-1	--	Gilbert Carson	1994	6-5	--	Bob Spoo
1938	5-3	--	Harold Ave	1995	10-2	--	Bob Spoo
1939	4-3-1	--	Gilbert Carson	1996	8-4	6-2	Bob Spoo
1940	6-1-1	--	Gilbert Carson	1997	8-3	5-2	Bob Spoo
1941	0-7	--	Gilbert Carson	1998	6-5	4-3	Bob Spoo
1942	1-6	--	Clayton Miller	1999	2-10	2-5	Bob Spoo
1943	No games played			2000	8-4	6-1	Bob Spoo
1944	1-3	--	Charles Lantz	2001	9-2	6-0	Bob Spoo
1945	2-3-2	--	James Goff	2002	8-4	5-1	Bob Spoo
1946	2-6	--	Maynard O'Brien	2003	4-8	3-5	Bob Spoo
1947	2-6	--	Maynard O'Brien	2004	5-6	4-4	Bob Spoo
1948	7-3	--	Maynard O'Brien	2005	9-3	8-0	Bob Spoo
1949	3-5	--	Maynard O'Brien	2006	8-5	7-1	Mark Hutson (Acting)
1950	5-3	--	Maynard O'Brien	2007	8-4	7-1	Bob Spoo
1951	4-2-2	--	Rex Darling	2008	5-7	3-5	Bob Spoo
1952	2-7	--	Maynard O'Brien	2009	8-4	6-2	Bob Spoo
1953	1-8	--	Maynard O'Brien	2010	2-9	2-6	Bob Spoo
1954	2-6-1	--	Maynard O'Brien	2011	2-9	1-7	Bob Spoo
1955	3-6	--	Maynard O'Brien	2012	7-5	6-1	Dino Babers

OVC Championships (6)

2001, 2002*, 2005, 2006*, 2009, 2012

* Co Champions

NCAA FCS Playoff Appearances (14)

1982, 1983, 1986, 1989, 1995, 1996, 2000, 2001, 2002, 2005, 2006, 2007, 2009, 2012

ALL-TIME COACHES

Coach	Years	Overall Record	OVC Record	OVC Titles	Playoff Appearances
Otis Caldwell	1899-01	9-5-3 (.618)	-	-	-
Thornton Smallwood	1902	2-4 (.333)	-	-	-
Thomas Briggs	1903	5-2-2 (.666)	-	-	-
Joseph Brown	1904-09	18-14-7 (.551)	-	-	-
Harold Railsback	1910	2-3-1 (.420)	-	-	-
Charles Lantz	1911-34, 44	96-65-13 (.589)	-	-	-
Winfield Angus	1935	1-7 (.125)	-	-	-
Gilbert Carson	1936-37, 39-41	17-19-3 (.474)	-	-	-
Harold Ave	1938	5-3 (.625)	-	-	-
Clayton Miller	1942	1-6 (.143)	-	-	-
James Goff	1945	2-3-2 (.429)	-	-	-
Maynard O'Brien	1946-50, 52-55	27-50-1 (.353)	-	-	-
Rex Darling	1951	4-2-2 (.625)	-	-	-
Keith Smith	1956	2-7 (.222)	-	-	-
Ralph Kohl	1957-64	17-49-2 (.265)	-	-	-
Clyde Biggers	1965-71	18-43-2 (.302)	-	-	-
Jack Dean	1972-74	6-24-1 (.210)	-	-	-
John Konstantinos	1975-77	9-21-2 (.313)	-	-	-
Darrell Mudra	1978-82	47-15-1 (.754)	-	-	3
Al Molde	1983-86	32-15 (.681)	-	-	2
Bob Spoo	1987-05, 07-11	144-131-1 (.524)	68-44 (.607)	4	9
Mark Hutson (Acting HC)	2006	8-5 (.615)	7-1 (.875)	1	1
Dino Babers	2012-present	7-5 (.583)	6-1 (.857)	1	1



Roy Kidd Stadium (20,000) - Opened in 1969.



EASTERN KENTUCKY COLONELS



Dr. Michael T. Benson
President



Mark Sandy
Athletics Director



Michael Clark
Football Contact



Dean Hood
Head Coach

2013 SCHEDULE

Aug. 29 Robert Morris	6:00 p.m.
<i>First meeting</i>	
Sept. 7 at Louisville (TV: ESPN3)	11:00 a.m.
<i>Louisville leads 17-8-1; Last Meeting: UofL won 23-13 (9/11/10)</i>	
Sept. 14 Coastal Carolina	5:00 p.m.
<i>Eastern Kentucky leads 1-0; Last Meeting: EKU won 35-17 (9/15/12)</i>	
Sept. 21 at Morehead State	6:00 p.m.
<i>Eastern Ky. leads 50-16-4; Last Meeting: EKU won 24-17 (9/8/12)</i>	
Sept. 28 at Eastern Illinois* (TV: ESPN3)	1:30 p.m.
<i>Eastern Kentucky leads 11-8; Last Meeting: EIU won 24-7 (10/27/12)</i>	
Oct. 5 Austin Peay*	5:00 p.m.
<i>Eastern Kentucky leads 40-5; Last Meeting: EKU won 45-14 (10/13/12)</i>	
Oct. 19 Tennessee Tech* (HC)	2:00 p.m.
<i>Eastern Kentucky leads 51-18; Last Meeting: EKU won 42-28 (10/20/12)</i>	
Oct. 26 at Southeast Missouri* (TV: ESPN3)	1:00 p.m.
<i>Eastern Kentucky leads 20-3; Last Meeting: EKU won 31-7 (11/3/12)</i>	
Nov. 2 Tennessee State* (TV: ESPN3)	12:00 p.m.
<i>Eastern Kentucky leads 20-5; Last Meeting: TSU won 23-20 (10/5/12)</i>	
Nov. 9 at Jacksonville State* (TV: WJXS)	3:00 p.m.
<i>Eastern Kentucky leads 6-4; Last Meeting: EKU won 51-21 (9/22/12)</i>	
Nov. 16 UT Martin*	12:00 p.m.
<i>Eastern Kentucky leads 22-1; Last Meeting: EKU won 28-16 (9/29/12)</i>	
Nov. 23 at Murray State*	12:00 p.m.
<i>Eastern Ky. leads 43-25-4; Last Meeting: EKU won 55-24 (11/10/12)</i>	

* Denotes Ohio Valley Conference Matchup

Home Games in Bold HC - Homecoming

All Times Central and Subject to Change

QUICK FACTS

Basic Information

Location:	Richmond, Ky.
Enrollment:	15,968
Founded:	1906
Nickname:	Colonels
Colors:	Maroon and White
President:	Dr. Michael T. Benson
Athletic Director:	Mark Sandy
Stadium (Capacity):	Roy Kidd Stadium (20,000)
Surface:	Synthetic

Media Relations

Football Contact:	Michael Clark
Office Phone:	(859) 622-6170
Cell Phone:	(859) 358-8360
Fax:	(859) 622-5108
Email:	michael.clark@eku.edu
Web site:	www.EKUSports.com
Press Box Phone:	(859) 622-2226

Team Information

Offense:	Pro Style
Defense:	4-3
Lettermen Returning/Lost:	42/19
Offensive Starters Returning:	5
Defensive Starters Returning:	6
Specialist Starters Returning:	2
2012 Record/OVC Record (Finish):	8-3/6-2 (2nd/tie)
Postseason:	none

All-Time Record/OVC Record: 567-352-38 (.612)/312-120-7 (.719)

Joined OVC: 1948

OVC Championships (Last): 21 (2011)

NCAA FCS Playoff Appearances (Last): 20 (2011)

PRESEASON DEPTH CHART

OFFENSE

WR	18	Jeff Glover	6-4	192	So.
	88	Devin Borders	6-5	203	R-Fr.
WR	11	Ike Ariguzo	6-4	221	Sr.
	10	Ben De La Cruz	6-0	206	Sr.
OT	75	Brett Eyckmans	6-4	293	So.
	61	Landon Rasnick	6-4	265	R-Fr.
OG	78	Travon Carter	6-1	332	Sr.
	62	Ryan Garretson	6-4	324	R-Fr.
C	74	Dustin Crane	6-2	283	Jr.
	67	Austin Jagggers	6-1	273	Sr.
OG	50	Justin Meredith	6-2	290	Sr.
	68	Trey Shelton	6-3	277	So.
OT	71	Josh Minor	6-4	279	So.
	72	Mo Vogel	6-3	283	R-Jr.
QB	12	Jared McClain	6-0	192	Jr.
	9	Kyle Romano	5-11	195	R-Fr.
RB	21	Caleb Watkins	6-0	220	Jr.
	20	JJ Jude	5-9	191	R-Fr.
FB	28	Jeremy James	5-11	227	Jr.
	41	Roman Lawson	6-0	244	R-Sr.
TE	82	Matt Lengel	6-7	265	R-Sr.
	86	Nathan Watts	6-4	242	Sr.

DEFENSE

DE	81	Shawn Shupperd	6-5	246	Sr.
	91	Floyd Coffey	6-2	235	So.
DT	96	David Carter	6-2	300	Sr.
	97	Avery Pitt	6-3	288	R-Fr.
DT	70	Bryce Krebs	6-1	298	So.
	94	Caleb Coulliette	6-2	280	Jr.
DE	90	Anthony Shoemaker	6-2	264	R-Sr.
	40	Ryan Bonner	6-3	248	Sr.
LB	4	Anthony Brown	6-0	232	Sr.
	51	Marquise Piton	6-1	210	So.
LB	43	Ichiro Vance	6-1	240	Sr.
	58	Tyler Horn	6-3	238	Sr.
LB	45	Tyrelle Johnson	6-0	215	Jr.
	48	Khiry Maddox	6-1	219	Jr.
CB	27	Stanley Absanon	5-11	173	So.
	29	Theron Norman	6-3	200	Sr.
SS	34	Brandon Stanley	6-1	204	Jr.
	33	Jason Fergerson	6-3	186	R-Fr.
FS	31	Christian Albertson	6-0	212	Sr.
	25	Chris Owens	6-1	212	Jr.
CB	13	Kiante Northington	5-9	165	R-Fr.
	35	Paul Ritter	5-10	200	So.

SPECIAL TEAMS

PK	19	Luke Pray	5-7	150	Sr.
	93	Zack Burgy-VanHoose	6-0	214	So.
P	37	Jordan Berry	6-5	205	Sr.
LS	46	Taylor Speaks	6-0	205	So.
HO	37	Jordan Berry	6-5	205	Sr.
KR	27	Stanley Absanon	5-11	173	So.
	17	Jaucady Rutledge	5-10	178	So.
PR	13	Kiante Northington	5-9	165	R-Fr.
	38	Nathan Rawe	5-7	187	Sr.

Returning Starters in Bold

Key Losses

RB Matt Denham
1st Team All-OVC; 1,368 yards, 14 TD's
 QB T.J. Pryor
1,929 yards passing 15 TD's; 3 rushing TD's
 WR Tyrone Goard
2nd Team All-OVC; 41 catches, 900 yards, 8 TD's
 OT Aaron Adams
1st Team All-OVC
 OT Patrick Ford
2nd Team All-OVC
 DB Brooklyn Fox
1st Team All-OVC; 57 tackles, 6 INT's

PLAYERS TO WATCH

ANTHONY BROWN

Senior • Linebacker
 6-0 • 232 • Cincinnati, Ohio

Preseason All-American selection by the Sports Network...Preseason All-OVC selection...Was a first-team All-OVC selection following the 2012 season in which he had 60 tackles, 12.5 tackles-for-loss, 2.5 sacks, six quarterback hurries and three forced fumbles...Made the move from defensive line to linebacker prior to the 2012 season...Was also a first-team All-OVC selection in 2011 on the defensive line after recording 72 tackles, 10.5 tackles-for-loss, 3.5 sacks, 13 quarterback hurries and two forced fumbles...Was an OVC All-Newcomer pick in 2010.



JUSTIN MEREDITH

Senior • Offensive Line
 6-2 • 290 • Bowling Green, Ky.

Third-year as a starter on the ECU offensive line... Was a second-team All-OVC selection following the 2012 season...Was part of an offensive line that helped the ECU offense rank second in the OVC in rushing (205.7 yards/game)...Played mainly left guard as a sophomore before moving to the right guard position prior to his junior season...Also played one game at center during the 2011 campaign.



TEAM NOTES

- Under head coach Dean Hood, ECU's rushing average has improved for four straight years. The Colonels averaged 205.7 yards per game on the ground in 2012, their highest since 2002.

- Lots of new faces will fill the depth chart heading into preseason camp as 11 starters from the 2012 squad were seniors including three key positions on offense – quarterback, running back and wide receiver.

- ECU only leaves the Commonwealth of Kentucky for three of its 12 games this year. Three of the six road games are in-state featuring a match-up at a potential top-10 FBS team in Louisville on Sept. 7. The Colonels also visit Morehead State for the first time since 1993.

- In 2011, Eastern Kentucky claimed a share of its record 21st OVC championship and appeared in its 20th NCAA FCS playoff. The 20 FCS playoff berths are second most all time by a Football Championship Subdivision (formerly I-AA) team (trailing only the 21 appearances by Montana).

NUMERICAL ROSTER

No.	Name	Pos.	Ht.	Wt.	Yr.	Hometown (Last School)
2	Jared Sanders	RB	5-7	155	R-Fr.	Hallandale, Fla. (Hallandale)
3	Thomas Owens	RB	5-10	211	R-Fr.	Cincinnati, Ohio (Winton Woods)
4	Anthony Brown	LB	6-0	232	Sr.	Cincinnati, Ohio (Winton Woods)
6	Joel Brown	WR	6-1	180	So.	Inglewood, Calif. (Los Angeles Harbor College)
9	Kyle Romano	QB	5-11	195	R-Fr.	Bedford, Texas (L.D. Bell)
10	Ben De La Cruz	WR	6-0	206	Sr.	Deltona, Fla. (Bethune-Cookman University)
11	Ike Ariguzo	WR	6-4	221	Sr.	Columbus, Ohio (U.S. Air Force Academy)
12	Jared McClain	QB	6-0	192	Jr.	Hiram, Ga. (Hiram)
13	Kiante Northington	DB	5-9	165	R-Fr.	Louisville, Ky. (Butler)
14	Ben Lawler	QB	6-2	197	R-Fr.	Georgetown, Ky. (Scott County)
16	Deno Montgomery	DB	5-10	182	So.	Chattanooga, Tenn. (Brainerd)
17	Jaucady Rutledge	DB	5-10	178	So.	Lakeland, Fla. (George W. Jenkins)
18	Jeff Glover	WR	6-4	192	So.	Atlanta, Ga. (Collins Hill)
19	Luke Pray	K	5-7	150	Sr.	Winfield, Kan. (Coffeyville CC)
20	JJ Jude	RB	5-9	191	R-Fr.	Hagerhill, Ky. (Johnson Central)
21	Caleb Watkins	RB	6-0	220	Jr.	Corbin, Ky. (Corbin)
23	Johnny Joseph	DB	5-8	171	So.	Ft. Lauderdale, Fla. (Bowling Green State Univ.)
24	Trey Thomas	DB	5-11	208	So.	Huber Heights, Ohio (Wayne)
25	Chris Owens	DB	6-1	212	Jr.	Augusta, Ga. (Georgia Military College)
27	Stanley Absanon	DB	5-11	173	So.	Auburndale, Fla. (Tenoroc)
28	Jeremy James	FB	5-11	227	Jr.	Bowling Green, Ky. (Greenwood)
29	Theron Norman	DB	6-3	200	Sr.	Richmond, Va. (Virginia Tech University)
31	Christian Albertson	DB	6-0	212	Sr.	Morrow, Ohio (Morehead State University)
33	Jason Fergerson	DB	6-3	186	R-Fr.	Lexington, Ky. (Lafayette)
34	Brandon Stanley	DB	6-1	204	Jr.	Atlanta, Ga. (Peachtree Ridge)
35	Paul Ritter	DB	5-10	200	So.	Burlington, Ky. (Covington Catholic)
37	Jordan Berry	P	6-5	205	Sr.	Essendon, Victoria, Australia (Melbourne)
38	Nathan Rawe	WR	5-7	187	Sr.	Newport, Ky. (College of Mount St. Joseph)
39	ShaQuille Prather	FB	6-3	236	So.	Cincinnati, Ohio (Hughes Center)
40	Ryan Bonner	DL	6-3	248	Sr.	Ashland, Ky. (Paul G. Blazer)
41	Roman Lawson	FB	6-0	244	Sr.	Shaker Heights, Ohio (Miami University)
42	Dan Shepherd	FB	6-1	224	Jr.	Cincinnati, Ohio (Glen Este)
43	Ichiro Vance	LB	6-1	240	Sr.	LaGrange, Ky. (Oldham County)
44	Everett Talbert	LB	5-11	213	R-Fr.	Lexington, Ky. (Bryan Station)
45	Tyrelle Johnson	LB	6-0	215	Jr.	Lexington, Ky. (Henry Clay)
46	Taylor Speaks	LS	6-0	205	So.	Somerset, Ky. (Somerset)
47	Chris Kelly	LB	5-11	223	So.	Cold Spring, Ky. (Newport Central Catholic)
48	Khiry Maddox	LB	6-1	219	Jr.	Owensboro, Ky. (Owensboro)
49	LaJuan Smith	LB	6-2	203	R-Fr.	Glasgow, Ky. (Glasgow)
50	Justin Meredith	OL	6-2	290	Sr.	Bowling Green, Ky. (Warren Central)
51	Marquise Piton	LB	6-1	210	So.	Pembroke Pines, Fla. (West Broward)
54	TreyVon Neely	LB	6-0	216	R-Fr.	Louisville, Ky. (Doss)
57	Colton Scurry	OL	6-2	269	R-Fr.	Fayetteville, Ga. (Whitewater)
58	Tyler Horn	LB	6-3	238	Sr.	Harrodsburg, Ky. (Mercer County)
60	Chris Willis	OL	6-3	270	So.	Centerville, Ohio (Centerville)
61	Landon Rasnick	OL	6-4	265	R-Fr.	Orange, Va. (Orange)
62	Ryan Garretson	OL	6-4	324	R-Fr.	Russellville, Tenn. (Morristown East)
64	Julio Geronimo	OL	6-2	310	Sr.	East Orange, N.J. (Nassau (N.Y.) CC)
67	Austin Jaggars	OL	6-1	273	Sr.	Louisville, Ky. (College of Mount St. Joseph)
68	Trey Shelton	OL	6-3	277	So.	Chester, Va. (Hargrave Military Academy)
70	Bryce Krebs	OL	6-1	298	So.	Greenwood, Ind. (Center Grove)
71	Josh Minor	OL	6-4	279	So.	Atlanta, Ga. (Woodward Academy)
72	Mo Vogel	OL	6-3	282	Jr.	Howard Beach, N.Y. (Nassau CC)
73	Damien Campbell	OL	6-2	302	Jr.	Lexington, Ky. (Bryan Station)
74	Dustin Crane	OL	6-2	283	Jr.	Lebanon, Ky. (Marion County)
75	Brett Eyckmans	OL	6-4	293	So.	Villa Hills, Ky. (Beechwood)
77	Jason Creeden	OL	6-3	283	R-Fr.	Broad Run, Va. (Fork Union Military Academy)
78	Travon Carter	OL	6-1	332	Sr.	Dallas, Texas (Trinity Valley CC)
80	Ja'Tyuan Landing	WR	5-10	182	Jr.	Clearwater, Fla. (Palm Harbor University)
81	Shawn Shupperd	DL	6-5	246	Sr.	Brownsburg, Ind. (Brownsburg)
82	Matt Lengel	TE	6-7	265	R-Sr.	Mechanicsburg, Pa. (Northeastern University)
83	Seth Dotson	WR	5-11	170	So.	Mount Sterling, Ky. (Montgomery County)
86	Nathan Watts	TE	6-4	242	Sr.	Bristow, Va. (Brentsville)
87	Caleb Hodgson	TE	6-4	230	So.	Louisville, Ky. (Christian Academy)
88	Devin Borders	WR	6-5	203	R-Fr.	Fort Walton Beach, Fla. (Choctawhatchee)
90	Anthony Shoemaker	DL	6-2	264	Sr.	Cincinnati, Ohio (Miami Univeristy)
91	Floyd Coffey	DL	6-2	235	So.	Charleston, Miss. (Dalton (Ga.))
93	Zack Burgy-VanHoose	K	6-0	214	So.	Pikeville, Ky. (Pikeville)
94	Caleb Coulliette	DL	6-2	280	Jr.	Wilmore, Ky. (West Jessamine)
96	David Carter	DL	6-2	300	Sr.	Louisville, Ky. (Fairdale)
97	Avery Pitt	DL	6-3	288	R-Fr.	Henderson, Ky. (Henderson County)
98	Daryl Taylor	DL	6-3	230	Fr.	Greenville, N.C. (Fork Union Military Academy)
99	Justin Adekoya	DL	6-4	286	R-Fr.	Ringgold, Ga. (Heritage)
	Domonick Brown	LB	6-2	235	Fr.	Elizabethtown, Ky. (John Hardin)
	Jeffrey Canady	LB	6-1	220	Fr.	Barbourville, Ky. (Knox Central)
	Tranard Chester	WR	6-4	180	Fr.	Lexington, Ky. (Lafayette)
	Chance Edwards	OL	6-5	320	Fr.	Sumterville, Fla. (South Sumter)
	Sheldon Fleming	DL	6-3	240	Fr.	Lehigh Acres, Fla. (East Lee)
	Vincent Green	DB	5-10	174	Fr.	Cape Coral, Fla. (Island Coast)
	Kentayvus Hopkins	RB	5-11	185	Fr.	Paris, Ky. (Bourbon County)
	Armond Jones	DL	6-3	255	Fr.	Indianapolis, Ind. (Cardinal Ritter)
	Elijah Jones	DL	6-4	280	Fr.	Versailles, Ky. (Woodford County)
	Tyler Malone	TE	6-5	240	Fr.	Indianapolis, Ind. (Franklin Central)
	Barton Mann	QB	6-4	200	Fr.	Russell Springs, Ky. (Russell County)
	Lorenzo McWilliams	DL	6-3	225	Fr.	Roswell, Ga. (Centennial)
	Tony Messer	TE	6-5	235	Fr.	Belfry, Ky. (Belfry)
	Brandon Parks	DL	6-4	250	Fr.	Richmond, Ky. (Madison Central)
	Shawn Reynolds	DB	6-2	180	Fr.	Buford, Ga. (Buford)
	Jason Smith	OL	6-5	275	Fr.	Paducah, Ky. (Lone Oak)

ALPHABETICAL ROSTER

No.	Name	Pos.	Yr.
27	Stanley Absanon	DB	So.
99	Justin Adekoya	DL	R-Fr.
31	Christian Albertson	DB	Sr.
11	Ike Ariguzo	WR	Sr.
37	Jordan Berry	P	Sr.
40	Ryan Bonner	DL	Sr.
88	Devin Borders	WR	R-Fr.
4	Anthony Brown	LB	Sr.
	Domonick Brown	LB	Fr.
6	Joel Brown	WR	So.
93	Zack Burgy-VanHoose	K	So.
73	Damien Campbell	OL	So.
	Jeffrey Canady	LB	Fr.
96	David Carter	DL	Sr.
78	Travon Carter	OL	Sr.
	Tranard Chester	WR	Fr.
91	Floyd Coffey	DL	So.
94	Caleb Coulliette	DL	Jr.
74	Dustin Crane	OL	Jr.
77	Jason Creeden	OL	R-Fr.
10	Ben De La Cruz	WR	Sr.
83	Seth Dotson	WR	So.
	Chance Edwards	OL	Fr.
75	Brett Eyckmans	OL	So.
33	Jason Fergerson	DB	R-Fr.
	Sheldon Fleming	DL	Fr.
62	Ryan Garretson	OL	R-Fr.
64	Julio Geronimo	OL	Sr.
18	Jeff Glover	WR	So.
	Vincent Green	DB	Fr.
87	Caleb Hodgson	TE	So.
	Kentayvus Hopkins	RB	Fr.
58	Tyler Horn	LB	Sr.
67	Austin Jaggars	OL	Sr.
28	Jeremy James	FB	Jr.
45	Tyrelle Johnson	LB	Jr.
	Armond Jones	DL	Fr.
	Elijah Jones	DL	Fr.
23	Johnny Moseph	DB	So.
20	JJ Jude	RB	R-Fr.
47	Chris Kelly	LB	So.
70	Bryce Krebs	DL	So.
80	Ja'Tyuan Landing	WR	Jr.
14	Ben Lawler	QB	R-Fr.
41	Roman Lawson	FB	Sr.
82	Matt Lengel	TE	R-Sr.
48	Khiry Maddox	LB	Jr.
	Tyler Malone	TE	Fr.
	Barton Mann	QB	Fr.
12	Jared McClain	QB	Jr.
	Lorenzo McWilliams	DL	Fr.
50	Justin Meredith	OL	Sr.
	Tony Messer	TE	Fr.
71	Josh Minor	OL	So.
16	Deno Montgomery	DB	So.
54	TreyVon Neely	LB	R-Fr.
29	Theron Norman	DB	Sr.
13	Kiante Northington	DB	R-Fr.
25	Chris Owens	DB	Jr.
3	Thomas Owens	RB	R-Fr.
	Brandon Parks	DL	So.
51	Marquise Piton	LB	So.
97	Avery Pitt	DL	R-Fr.
39	ShaQuille Prather	FB	So.
19	Luke Pray	K	Sr.
61	Landon Rasnick	OL	R-Fr.
35	Paul Ritter	DB	So.
38	Nathan Rawe	WR	Sr.
	Shawn Reynolds	DB	Fr.
9	Kyle Romano	QB	R-Fr.
17	Jaucady Rutledge	DB	So.
2	Jared Sanders	RB	R-Fr.
57	Colton Scurry	OL	R-Fr.
68	Trey Shelton	OL	So.
42	Dan Shepherd	FB	Jr.
90	Anthony Shoemaker	DL	Sr.
81	Shawn Shupperd	DL	Sr.
	Jason Smith	OL	Fr.
49	LaJuan Smith	LB	R-Fr.
46	Taylor Speaks	LS	So.
34	Brandon Stanley	DB	Jr.
44	Everett Talbert	LB	R-Fr.
98	Daryl Taylor	DL	Fr.
24	Trey Thomas	DB	So.
43	Ichiro Vance	LB	Sr.
72	Mo Vogel	OL	Jr.
21	Caleb Watkins	RB	Jr.
86	Nathan Watts	TE	Sr.
60	Chris Willis	OL	So.



Dean Hood was introduced as the 13th head coach in Eastern Kentucky football history on January 22, 2008. After spending seven seasons at Wake Forest University, Hood returned to EKV, where he served as an assistant coach under the legendary Roy Kidd from 1994-98.

DEAN HOOD

HEAD COACH

6TH SEASON

34-23 CAREER RECORD

Birthdate: November 15, 1963
Hometown: Ashtabula, Ohio
College: Ohio Wesleyan, 1986 (Biology)
Family: Wife - Crystal
 Children - Trey, Jada, Cordia, Daven

Career Record

Year	School	Overall	Conf. (Finish)
2008	Eastern Kentucky	8-4	7-1 (1st)
2009	Eastern Kentucky	5-6	5-3 (2nd-t)
2010	Eastern Kentucky	6-5	5-2 (2nd-t)
2011	Eastern Kentucky	7-5	6-2 (1st-t)
2012	Eastern Kentucky	8-3	6-2 (2nd-t)

CAREER HIGHLIGHTS

- In his first season as EKV head coach, Hood led the Colonels to its 20th OVC Championship and a berth in the FCS Playoffs. For that he was named Roy Kidd OVC Coach of the Year, marking the 12th time an EKV coach has won the award (10 times by Kidd for who the award is named).
- In 2011 Hood's Colonels claimed a share of its 21st OVC Championship and made its 20th NCAA Playoff appearance (second most all-time).
- Hood was a three-time All-North Coast Athletic Conference selection at Ohio Wesleyan University, where he played defensive back. He was named a first-team All-American his senior season and served as team captain in each of his final two seasons. Hood was inducted into the OWU Athletic Hall of Fame in 2001.
- Hood got his coaching start at Fairmont (W.Va.) State College (1987-88) before moving on to Colgate in 1989. From 1990-93 he served as an assistant coach at Glenville (W.Va.) State, helping the program to the NAIA National Championship game in 1993. After serving as an assistant coach at Eastern Kentucky from 1994-98, Hood was at Ohio University for two years before moving onto Wake Forest.
- As defensive coordinator at Wake Forest, Hood's teams were known for creating turnovers and scoring touchdowns. The Demon Deacons forced 186 turnovers from 2001-07, which translated to more than two per game. In 2006, Wake won the ACC Championship for the first time since 1970 and competed in the BCS FedEx Orange Bowl. In 2007, Wake Forest led the ACC with 35 forced turnovers as the team finished the season 9-4 and captured the Meineke Car Care Bowl championship.
- While serving as an assistant coach at Eastern Kentucky, Hood's teams combined for a 32-6 OVC record, a pair of Conference championships (1994, 1997) and three FCS Playoff appearances (1994, 1995, 1997).

ASSISTANT COACHES

- Offensive Coordinator/Quarterbacks:**Dane Damron
 Alma Mater: Georgetown College, 1994 (5th season)
- Defensive Coordinator/Defensive Backs:**Tony Hatmaker
 Alma Mater: Union College, 1993 (6th season)
- Offensive Line:**Carson Jeffers
 Alma Mater: Concord College (W.Va.), 1997 (6th season)
- Defensive Line:**Jake Johnson
 Alma Mater: Eastern Kentucky, 2002 (10th season)
- Running Backs:**John Revere
 Alma Mater: Eastern Kentucky, 1976 (17th season)
- Tight Ends/Recruiting Coordinator:** Ben Hodges
 Alma Mater: Central College (Iowa), 2006 (8th season)
- Linebackers:**Garry Fisher
 Alma Mater: Bowling Green, 2002 (5th season)
- Wide Receivers:**Klay Koester
 Alma Mater: Eastern Kentucky, 2007 (4th season)
- Offense Graduate Assistant:**Brad Queen
 Alma Mater: Kentucky Christian (2nd season)
- Defensive Graduate Assistant:**Chris Cunningham
 Alma Mater: Eastern Kentucky, 2012 (2nd season)
- Director of Operations:**Kevin Cristello
 Alma Mater: Morehead State, 2006 (3rd season)

2012 TEAM STATISTICS

	<u>EKU</u>	<u>Opponent</u>				
SCORING	344	239				
Points Per Game	31.3	21.7				
FIRST DOWNS	247	221				
Rushing	136	76				
Passing	105	126				
Penalty	6	19				
RUSHING YARDAGE	2263	1190				
Yards Gained Rushing	2509	1465				
Yards Lost Rushing	246	275				
Rushing Attempts	549	339				
Average Per Rush	4.1	3.5				
Average Per Game	205.7	108.2				
TDs Rushing	25	10				
PASSING YARDAGE	2421	2796				
Comp-Att-Int	155-269-6	262-416-16				
Average Per Pass	9.0	6.7				
Average Per Catch	15.6	10.7				
Average Per Game	220.1	254.2				
TDs Passing	19	21				
TOTAL OFFENSE	4684	3986				
Total Plays	818	755				
Average Per Play	5.7	5.3				
Average Per Game	425.8	362.4				
TIME OF POSSESSION/GAME	34:15	25:45				
3RD DOWN CONVERSIONS	91/177	68/155				
3rd-Down Pct.	51%	44%				
4TH DOWN CONVERSIONS	10/15	9/20				
4th-Down Pct.	67%	45%				
RED-ZONE SCORES	33-41 (80%)	28-34 (82%)				
RED-ZONE TOUCHDOWNS	26-41 (63%)	25-34 (74%)				
PAT-ATTEMPTS	42-45 (93%)	27-30 (90%)				
ATTENDANCE	49,000	73,953				
Games/Avg. Per Game	5/9,800	6/12,326				
Neutral Site Games	-	0/0				
<u>SCORE BY QUARTERS</u>	<u>1st</u>	<u>2nd</u>	<u>3rd</u>	<u>4th</u>	<u>OT</u>	<u>Total</u>
Eastern Kentucky	76	112	82	74	-	344
Opponents	61	73	51	54	-	239

2012 INDIVIDUAL STATISTICS

RUSHING						
<u>Player</u>	<u>G</u>	<u>Att.</u>	<u>Yds.</u>	<u>Avg.</u>	<u>TD</u>	<u>Yds./G</u>
Matt Denham	11	287	1386	4.8	14	126.0
Deshaun Sands	10	78	297	3.8	3	29.7
Zavier Foster	10	60	226	3.8	2	22.6
Jared McClain	11	43	201	4.7	2	18.3
T.J. Pryor	10	48	87	1.8	3	8.7
PASSING						
<u>Player</u>	<u>G</u>	<u>Cmp.-Att.</u>	<u>Pct.</u>	<u>Yds.</u>	<u>TD/Int.</u>	<u>Avg.</u>
T.J. Pryor	10	123-213	57.7	1929	15/3	192.9
Jared McClain	11	30-53	56.6	460	3/3	41.8
RECEIVING						
<u>Player</u>	<u>G</u>	<u>No.</u>	<u>Yds.</u>	<u>Avg.</u>	<u>TD</u>	<u>Yds./G</u>
Cameron Bailey	11	49	640	13.1	5	58.2
Tyrone Goard	10	41	900	22.0	8	90.0
Ike Ariguzo	11	18	317	17.6	1	28.8
Matt Denham	11	14	175	12.5	3	15.9
Nathan Watts	7	13	189	14.5	0	27.0
SCORING						
<u>Player</u>	<u>G</u>	<u>TD</u>	<u>Xpt.</u>	<u>FG</u>	<u>Pts.</u>	<u>Pts./G</u>
Matt Denham	11	17	-	-	104	9.5
Luke Pray	11	-	38-41	7-14	59	5.4
Tyrone Goard	10	8	-	-	48	4.8
Cameron Bailey	11	6	-	-	36	3.3
TACKLES						
<u>Player</u>	<u>G</u>	<u>Solo</u>	<u>Asst.</u>	<u>Total</u>	<u>TFL</u>	<u>Sacks</u>
Brandon Stanley	11	56	25	81	3.0	1.0
Kevin Hamlin	11	34	26	60	7.5	3.0
Anthony Brown	11	35	25	60	12.5	2.5
Brooklyn Fox	11	40	17	57	3.0	0
Shawn Shupperd	11	33	23	56	3.0	1.5
INTERCEPTIONS						
<u>Player</u>	<u>G</u>	<u>No.</u>	<u>Yds.</u>	<u>Avg.</u>	<u>TD</u>	<u>PBU</u>
Brooklyn Fox	11	6	138	23.0	0	4
Cejay Ceniza	9	3	113	37.7	1	5
Kevin Hamlin	11	2	17	8.5	0	3
Justin Bell	11	2	18	9.0	1	10

Returning Players in Bold

2012 SCHEDULE AND RESULTS

<u>Date</u>	<u>Opponent</u>	<u>Result</u>	<u>Attendance</u>
9/1	at Purdue	L, 48-6	40,572
9/8	Morehead State	W, 24-17	11,600
9/15	at Coastal Carolina	W, 35-17	9,316
9/22	#24 Jacksonville State*	W, 51-21	13,700
9/29	at UT Martin*	W, 28-16	4,994
10/6	at #24 Tennessee State*	L, 23-20	9,878
10/13	Austin Peay*	W, 45-14	11,100
10/20	at Tennessee Tech*	W, 42-28	5,668
10/27	Eastern Illinois*	L, 24-7	4,400
11/3	at Southeast Missouri*	W, 31-7	3,525
11/10	Murray State*	W, 55-24	8,200

* - Ohio Valley Conference Contest

Home Games in Bold



TEAM RECORDS

INDIVIDUAL RUSHING

Most Attempts

Game: 43 - Alfred Thompson vs. Morehead St. (1973)
Season: 371 - Elroy Harris (1988)
Career: 920 - Jimmie Brooks (1968-71)

Most Yards

Game: 300 - Markus Thomas vs. Marshall (1989)
Season: 1,998 - Elroy Harris (1988)
Career: 5,552 - Markus Thomas (1989-92)

INDIVIDUAL PASSING

Most Attempts

Game: 71 - Josh Greco vs. Eastern Illinois (2005)
Season: 387 - Josh Greco (2005)
Career: 960 - T.J. Pryor (2009-12)

Most Completions

Game: 39 - Josh Greco vs. Eastern Illinois (2005)
Season: 222 - Josh Greco (2005)
Career: 540 - T.J. Pryor (2009-12)

Most Yards

Game: 398 - Josh Greco vs. Eastern Illinois (2005)
Season: 2,861 - Josh Greco (2005)
Career: 7,300 - T.J. Pryor (2009-12)


INDIVIDUAL RECEIVING

Most Receptions

Game: 19 - Aaron Marsh vs. Northwood (1967)
Season: 73 - Aaron Marsh (1966)
Career: 165 - Andre Ralston (2002-05)

Most Receiving Yards

Game: 316 - Aaron Marsh vs. Northwood (1967)
Season: 1,150 - Andre Ralston (2005)
Career: 3,095 - Andre Ralston (2002-05)



Former ECU football player Chad Bratzke was one of six people inducted into the Kentucky Pro Football Hall of Fame on Friday, June 28. Bratzke, who led the Colts in sacks for three consecutive years, including a then-franchise record 12 in 1999, played 129 games in the NFL. He recorded 413 tackles and 56.5 sacks in 10 seasons.

YEAR-BY-YEAR RESULTS

YEAR	ALL	OVC	COACH	YEAR	ALL	OVC	COACH
1909	0-0-4	--	James Park	1962	6-3	4-2	Glenn Presnell
1910	1-4	--	Clyde Wilson	1963	2-8	1-6	Roy Kidd
1911	1-3-1	--	Clyde Wilson	1964	3-5-1	2-4-1	Roy Kidd
1912	3-4-1	--	Charles Keith	1965	4-4-1	4-2-1	Roy Kidd
1913	1-2	--	Ben Bernard	1966	7-3	4-3	Roy Kidd
1914	2-7	--	Ben Bernard	1967	8-1-2	5-0-2	Roy Kidd
1915	2-1-2	--	Ben Bernard	1968	8-2	7-0	Roy Kidd
1916	3-3	--	Ben Bernard	1969	6-4	4-3	Roy Kidd
1917	No Games Played			1970	8-2	5-2	Roy Kidd
1918	No Games Played			1971	6-4-1	3-4	Roy Kidd
1919	0-2	--	Clyde McCoy	1972	5-6	3-4	Roy Kidd
1920	2-1	--	Clyde McCoy	1973	7-4	4-3	Roy Kidd
1921	1-3-1	--	Clyde McCoy	1974	8-2	6-1	Roy Kidd
1922	2-3-2	--	George Hembree	1975	8-2-1	5-2	Roy Kidd
1923	2-5-1	--	George Hembree	1976	8-3	6-1	Roy Kidd
1924	5-3	--	George Hembree	1977	5-5	4-3	Roy Kidd
1925	3-3-1	--	George Hembree	1978	8-2	6-1	Roy Kidd
1926	4-5	--	George Hembree	1979	11-2	5-1	Roy Kidd
1927	5-4	--	George Hembree	1980	10-3	5-2	Roy Kidd
1928	0-6	--	George Hembree	1981	12-2	8-0	Roy Kidd
1929	1-8	--	Charles Hughes	1982	13-0	7-0	Roy Kidd
1930	1-7	--	Charles Hughes	1983	7-3-1	6-1	Roy Kidd
1931	2-5-1	--	Charles Hughes	1984	8-4	6-1	Roy Kidd
1932	2-1-2	--	Charles Hughes	1985	8-3	5-2	Roy Kidd
1933	1-2-3	--	Charles Hughes	1986	10-3-1	6-1	Roy Kidd
1934	1-6	--	Charles Hughes	1987	9-3	5-1	Roy Kidd
1935	4-4-1	--	Rome Rankin	1988	11-3	6-0	Roy Kidd
1936	7-2	--	Rome Rankin	1989	9-3	5-1	Roy Kidd
1937	5-2-1	--	Rome Rankin	1990	10-2	5-1	Roy Kidd
1938	6-1-1	--	Rome Rankin	1991	12-2	7-0	Roy Kidd
1939	6-3	--	Rome Rankin	1992	9-3	7-1	Roy Kidd
1940	8-0	--	Rome Rankin	1993	8-4	8-0	Roy Kidd
1941	7-1	--	Rome Rankin	1994	10-3	8-0	Roy Kidd
1942	4-2-2	--	Rome Rankin	1995	9-3	7-1	Roy Kidd
1943	No Games Played			1996	6-5	6-2	Roy Kidd
1944	No Games Played			1997	8-4	7-0	Roy Kidd
1945	4-3-1	--	Rome Rankin	1998	6-5	4-3	Roy Kidd
1946	5-4	--	Rome Rankin	1999	7-4	4-3	Roy Kidd
1947	5-4	--	Tom Samuels	2000	6-5	3-4	Roy Kidd
1948	8-3	3-2	Tom Samuels	2001	8-2	5-1	Roy Kidd
1949	4-4-1	2-2-1	Tom Samuels	2002	8-4	4-2	Roy Kidd
1950	6-4	4-2	Tom Samuels	2003	7-5	6-2	Danny Hope
1951	7-3	4-2	Tom Samuels	2004	6-5	6-2	Danny Hope
1952	3-4-1	0-3-1	Tom Samuels	2005	7-4	7-1	Danny Hope
1953	8-2	4-1	Tom Samuels	2006	6-5	5-3	Danny Hope
1954	8-1-1	5-0	Glenn Presnell	2007	9-3	8-0	Danny Hope
1955	5-4-1	3-2	Glenn Presnell	2008	8-4	7-1	Dean Hood
1956	4-5	2-3	Glenn Presnell	2009	5-6	5-3	Dean Hood
1957	4-5	3-2	Glenn Presnell	2010	6-5	5-2	Dean Hood
1958	3-6	3-3	Glenn Presnell	2011	7-5	6-2	Dean Hood
1959	3-6	2-4	Glenn Presnell	2012	8-3	6-2	Dean Hood
1960	3-6-1	1-4-1	Glenn Presnell				
1961	4-5	3-3	Glenn Presnell				

OVC Championships (21)

1954, 1962*, 1967, 1968, 1974, 1976, 1981, 1982, 1983, 1984, 1986*, 1987*, 1988, 1990*, 1991, 1993, 1994, 1997, 2007, 2008, 2011*

* Co-Champions

NCAA FCS Playoff Appearances (20)

1979, 1980, 1981, 1982, 1983, 1984, 1986, 1987, 1988, 1989, 1990, 1991, 1992, 1993, 1994, 1995, 1997, 2007, 2008, 2011

National Championships (2)

1979, 1982

ALL-TIME COACHES

Coach	Years	Overall Record	OVC Record	OVC Titles	Playoff Appearances
James Park	1909	0-0-4 (.500)	-	-	-
Clyde Wilson	1910-11	2-7-1 (.250)	-	-	-
Charles Keith	1912	3-4-1 (.438)	-	-	-
Ben Bernard	1913-16	8-13-2 (.391)	-	-	-
Clyde McCoy	1919-21	3-6-1 (.350)	-	-	-
George Hembree	1922-28	21-29-4 (.426)	-	-	-
Charles "Turkey" Hughes	1929-34	8-29-6 (.256)	-	-	-
Rome Rankin	1935-46	56-22-6 (.702)	-	-	-
Tom Samuels	1947-53	41-24-2 (.627)	17-12-2 (.581)	0	-
Glenn Presnell	1954-63	43-49-3 (.463)	27-29-1 (.482)	2	-
Roy Kidd	1964-02	315-123-8 (.715)	207-61-4 (.768)	16	17
Danny Hope	2003-07	35-22 (.614)	32-8 (.800)	1	1
Dean Hood	2008-present	34-23 (.596)	29-10 (.744)	2	2



Burgess-Snow Field at JSU Stadium (24,000) - Opened in 1947.



JACKSONVILLE STATE GAMECOCKS



Dr. William Meehan
President



Warren Koegel
Athletics Director



Greg Seitz
Football Contact



Bill Clark
Head Coach

2013 SCHEDULE

Aug. 31	at Alabama State	5:00 p.m.
	<i>Alabama State leads 2-1; Last Meeting: ASU won 24-19 (9/1/07)</i>	
Sept. 7	Jacksonville University (TV: WJXS)	6:00 p.m.
	<i>First meeting</i>	
Sept. 14	North Alabama (TV: WJXS)	7:00 p.m.
	<i>Jacksonville State leads 23-18-3; Last Meeting: UNA won 28-16 (9/13/03)</i>	
Sept. 21	at Georgia State	1:00 p.m.
	<i>Jacksonville State leads 2-0; Last Meeting: JSU won 37-21 (9/17/11)</i>	
Sept. 28	Murray State* (TV: WJXS)	3:00 p.m.
	<i>Jacksonville State leads 9-1; Last Meeting: JSU won 38-35 (10/27/12)</i>	
Oct. 5	at UT Martin* (TV: ESPN3)	2:00 p.m.
	<i>Jacksonville State leads 27-7; Last Meeting: UTM won 49-47 (11/3/12)</i>	
Oct. 12	Tennessee State* (HC) (TV: WJXS)	3:00 p.m.
	<i>Jacksonville St. leads 7-1; Last Meeting: JSU won 31-28 in OT (10/20/12)</i>	
Oct. 26	at Tennessee Tech* (TV: WCTE)	1:30 p.m.
	<i>Jacksonville State leads 10-7; Last Meeting: JSU won 37-28 (10/6/12)</i>	
Nov. 2	at Austin Peay*	1:00 p.m.
	<i>Jacksonville State leads 14-6-3; Last Meeting: JSU won 38-23 (11/10/12)</i>	
Nov. 9	Eastern Kentucky* (TV: WJXS)	3:00 p.m.
	<i>Eastern Kentucky leads 6-4; Last Meeting: EKU won 51-21 (9/22/12)</i>	
Nov. 16	at Eastern Illinois* (TV: ESPN3)	12:00 p.m.
	<i>Series tied 5-5; Last Meeting: Eastern Illinois won 31-28 (10/13/12)</i>	
Nov. 23	Southeast Missouri* (TV: WJXS)	3:00 p.m.
	<i>Jacksonville State leads 12-5; Last Meeting: JSU won 31-16 (9/29/12)</i>	

* Denotes Ohio Valley Conference Matchup

Home Games in Bold HC - Homecoming

All Times Central and Subject to Change

QUICK FACTS

Basic Information

Location:	Jacksonville, Ala.
Enrollment:	9,504
Founded:	1883
Nickname:	Gamecocks
Colors:	Red and White
President:	Dr. William A. Meehan
Athletic Director:	Warren Koegel
Stadium (Capacity):	Burgess-Snow Field at JSU Stadium (24,000)
Surface:	Pro Grass Artificial

Media Relations

Football Contact:	Greg Seitz
Office Phone:	(256) 782-5279
Cell Phone:	(256) 453-3377
Fax:	(256) 782-5958
Email:	gseitz@jsu.edu
Web site:	www.JSUGamecockSports.com
Press Box Phone:	(256) 782-5585/5586

Team Information

Offense:	Multiple
Defense:	5-2
Lettermen Returning/Lost:	53/23
Offensive Starters Returning:	4
Defensive Starters Returning:	7
Specialist Starters Returning:	3
2012 Record/OVC Record (Finish):	6-5/5-3 (4th)
Postseason:	none

All-Time Record/OVC Record:	510-362-4 (.584)/59-20 (.747)
Joined OVC:	2003
OVC Championships (Last):	3 (2011)
NCAA FCS Playoff Appearances (Last):	3 (2010)

PRESEASON DEPTH CHART

OFFENSE

WR	82	Gabriel Chambers	5-10	157	Jr.
	3	Markis Merrill	6-1	205	So.
OT	63	Adam Wright	6-2	270	So.
	71	Johnny Ubi	6-6	302	Jr.
OG	74	Terrance Pendleton	6-0	329	Jr.
	98	Cody Sanfratello	6-3	280	So.
C	62	Max Holcombe	6-3	271	Jr.
	60	Clay Squires	6-1	280	Jr.
OG	68	Taylor Johnstone	6-3	295	Sr.
	72	Blake Burks	6-2	310	Jr.
OT	86	Nick Johnson	6-2	250	So.
	56	Tarik Milner	6-3	280	Jr.
QB	4	Kyle West	5-11	180	So.
	7	Elijah Jenkins	6-3	190	So.
RB	32	DaMarcus James	5-10	220	Jr.
	20	Troymaine Pope	5-9	198	So.
TE	81	Gavin Ellis	6-6	230	Sr.
	80	Luke Smith	6-4	240	So.
H	4	Telvin Brown	5-9	167	So.
	87	Dalton Screws	5-11	170	So.
Z	4	Telvin Brown	5-9	167	So.
	10	Joshau Barge	6-0	170	So.

DEFENSE

DE	91	Omari Jones	6-2	246	Sr.
	49	Erick Butler	6-7	215	So.
NT	99	Caleb Lawrence	6-0	270	Jr.
	57	Chad Coleman	6-1	285	Jr.
DT	27	Sean Watson	6-2	290	Jr.
	94	Martez House	6-2	260	So.
LB	55	Dustin Gayton	6-1	225	Jr.
	37	Jordan Jackson	6-3	240	So.
LB	36	Brenton Tolson	6-0	195	Sr.
	48	Ben Endress	6-1	200	Jr.
LB	51	Rashad Smith	6-1	210	Sr.
	42	Leon Jones	6-1	225	So.
CB	8	Rashod Byers	5-8	170	Jr.
	9	Dushonta Broughton	6-0	165	So.
FS	15	Pierre Warren	6-1	195	Jr.
	31	Arias Lockheart	5-9	175	Sr.
SS	23	Brandon Bender	5-9	165	So.
	26	Jamaal Johnson	6-0	205	Jr.
S	18	Robert Gray	5-11	195	Sr.
	43	Santavious Oden	6-0	200	So.
CB	2	Jermaine Hough	5-9	163	So.
	11	Jaylen Hill	6-0	170	Fr.

SPECIAL TEAMS

PK	88	Griffin Thomas	5-11	170	Sr.
	97	Dominic Zavaglia	6-1	200	So.
P	19	Hamish MacInnes	6-1	170	So.
	97	Dominic Zavaglia	6-1	200	So.
LS	59	Andrew Dean	5-10	220	Jr.
	52	Chad Sharp	6-2	205	So.
KR	82	Gabriel Chambers	5-10	157	Jr.
PR	4	Telvin Brown	5-9	167	So.

Returning Starters in Bold

Key Losses

QB	Marques Ivory
	2,086 passing yards, 16 TD's
RB	Washaun Ealey
	727 rushing yards, 10 TD's
WR	Alan Bonner
	50 catches, 859 yards, 8 TD's

PLAYERS TO WATCH

DaMARCUS JAMES

Junior • Running Back
5-10 • 220 • Demopolis, Ala.

Preseason All-OVC selection...Despite playing in just nine game last season, James led the Gamecocks in rushing with 867 yards on 143 attempts (6.1 yards/car-ry)...James averaged 96.3 yards/game on the ground in 2012 and scored six rushing touchdowns...He also caught four catches for 69 yards, including a 30-yard touchdown reception...He rushed for a season-high 149 yards against each Southeast Missouri (Sept. 29) and Austin Peay (Nov. 10)...Also broke the 100-yard rushing plateau against Chattanooga (120), UT Martin (128) and Tennessee Tech (130).



RASHAD SMITH

Senior • Linebacker
6-1 • 210 • Ft. Walton Beach, Fla.

Has led the Jacksonville State team in tackles each of the past two seasons...In 2012 accounted for 89 tackles (58 solo) while in 2011 had 77 total tackles (65 solo)...Last season Smith also had 5.5 tackles-for-loss, 1.0 sacks, an interception, three pass breakups, four quarterback hurries, two forced fumbles and a fumble recovery...Was named National Defensive Player of the Week by College Sporting News on Sept. 10 after making a career-high 15 tackles and forcing a fumble that teammate Pierre Warren returned for a touchdown in a three-point victory over Chattanooga...Also had double-figure tackles (14) against Austin Peay, a game in which he also intercepted a pass.



TEAM NOTES

- JSU has 100 players on its initial roster, including 56 players from the State of Alabama, with another 36 from neighboring states of Georgia (24), Florida (11) and Mississippi (1). There are 11 states represented and one foreign country in Australia (Hamish MacInnes). The city with the most players on the roster is Birmingham (Ala.) with five, while Anniston (Ala.) and Atlanta (Ga.) each has three players represented.

- Burgess-Snow Field at JSU Stadium, home of the Gamecocks since 1947, finished an 18-month, \$47 million expansion that pushed the capacity to 24,000 prior to the 2010 season. The new facility consists of seven stories, with the bottom four floors dedicated to nearly 400 dorm beds. The top three floors include 33 luxury skyboxes, a new press area, coaches booths, radio and television broadcast facilities, and a game management booth.

- In 2012 Jacksonville State ranked 13th nationally in attendance, averaging 16,006 fans in five home games. The team ranked 12th the season before (2011) and seventh nationally (17,330 fans/game) in 2010, the first year of its expanded seating capacity.

- Since JSU Stadium opened in 1946, Jacksonville State has posted an incredible 247-96-8 record at home. Since joining the Ohio Valley Conference in 2003, the Gamecocks are 38-12 for a 76.0 winning percentage and is 30-8 in OVC games during that span.

- Of the Gamecocks' 12 full-time football staff members, 10 of them coached in the State of Alabama in 2012, including: Bill Clark (South Alabama), Duwan Walker (South Alabama), Mike Bennefield (Slocumb HS), Jimmy Ogle (JSU), Chuck Dunn (Charles Henderson HS), Blake Shrader (South Alabama), Cornelius Williams (North Alabama), Jody Wright (Alabama), Tyler Cook (South Alabama). Only Daric Riley (Newberry College) and David Reeves- (UT Martin) did not coach in the State of Alabama during the 2012 season.

NUMERICAL ROSTER

No.	Name	Pos.	Ht.	Wt.	Yr.	Hometown (Last School)
1	Markis Merrill	WR	6-1	205	So.	St. Augustine, Fla. (St. Augustine)
2	Jermaine Hough	CB	5-9	163	So.	Lovejoy, Ga. (Lovejoy)
3	Ketrick Wolfe	LB	6-1	240	Sr.	Sumrall, Miss. (Pearl River (Miss.) CC)
4	Telvin Brown	WR	5-9	170	So.	Carrollton, Ga. (Carrollton)
4	Olatunde Johnson	SAF	5-11	190	R-So.	Dallas, Ga. (East Paulding)
6	Gabriel Chambers	WR	5-10	175	Jr.	Centre, Ala. (Cherokee County)
7	Eli Jenkins	QB	6-3	190	R-Fr.	Birmingham, Ala. (Parker)
7	Harris Gaston	OLB	6-1	235	Sr.	Birmingham, Ala. (Auburn)
8	Rashod Byers	CB	5-8	170	Jr.	Duval, Fla. (First Coast)
9	Dushonta Broughton	CB	6-0	170	So.	Jonesboro, Ga. (Lovejoy)
10	LaKendrick James	DB	5-9	175	Fr.	Jackson, Ala. (Jackson)
11	Jaylen Hill	CB	6-0	170	Fr.	Marietta, Ga. (Marietta)
11	Max Shortell	QB	6-6	237	Jr.	Shawnee Mission, Kan. (University of Minnesota)
12	Joshua Barge	WR	6-0	170	R-Fr.	Carrollton, Ga. (Carrollton)
13	Derrion Calhoun	CB	5-9	178	R-Fr.	Valley, Ala. (Valley)
13	Steven Coates	QB	6-2	190	Jr.	Decatur, Ga. (Southwest DeKalb)
14	Kyle West	QB	5-11	180	R-So.	St. Augustine, Fla. (St. Augustine)
15	Pierre Warren	SAF	6-1	195	Jr.	Marbury, Ala. (Marbury)
15	Jayce Barber	QB	6-3	208	Fr.	Lake City, Fla. (Columbia)
16	Dalton Screws	WR	5-11	175	R-Fr.	Anniston, Ala. (Wellborn)
17	Tre' Garland	DB	6-3	185	Fr.	Thomasville, Ga. (Thomasville)
18	Robert Gray	OLB	5-11	195	Sr.	Collinsville, Ala. (Collinsville)
19	Hamish MacInnes	P	6-1	183	So.	Ballarat, Australia (Ballarat Grammar School)
20	Jarren Johnson	WR	5-11	195	Fr.	Jackson, Ala. (Jackson)
21	Justice Owens	RB	5-11	185	Fr.	Alexandria, Ala. (Alexandria)
22	Jerry Slota	TE	6-3	240	Sr.	Golden, Col. (De Anza (Calif.) College)
23	Brandon Bender	SAF	5-9	170	So.	McCalla, Ala. (McAdory)
24	Troymaine Pope	RB	5-9	198	So.	Anniston, Ala. (Anniston)
25	Bryant Mitchell	CB	5-10	167	R-So.	Mobile, Ala. (Satsuma)
26	Jamaal Johnson	SAF	6-0	205	Jr.	Piedmont, Ala. (Piedmont)
27	Sean Watson	DL	6-2	190	Jr.	Panama City, Fla. (Baylor)
27	Bo Billups	RB	5-11	200	R-So.	Birmingham, Ala. (Erwin)
28	Siran Neal	SAF	6-1	180	Fr.	Eufaula, Ala. (Eufaula)
29	Toby Pee	RB	6-0	190	Fr.	Sardis, Ala. (Sardis)
29	Ehren Faison	CB	5-9	165	Fr.	Slocumb, Ala. (Slocumb)
30	Miles Jones	RB	5-10	205	So.	Acworth, Ga. (Allatoona)
31	Arias Lockheart	SAF	5-10	175	Sr.	St. Louis, Mo. (Highland (Kan.) CC)
32	DaMarcus James	RB	5-10	220	Jr.	Demopolis, Ala. (Demopolis)
34	Michael Davis	DB	6-1	210	Fr.	Geraldine, Ala. (Geraldine)
35	Jeremy Harrison	SAF	5-11	185	R-Jr.	Selma, Ala. (Selma)
36	Brenton Tolson	LB	6-0	195	Sr.	Anniston, Ala. (Anniston)
37	Jordan Jackson	DL	6-3	240	So.	Tallahassee, Fla. (Florida)
39	Tre Mitchell	RB	5-8	185	Fr.	Douglasville, Ga. (Chapel Hill)
40	Darius Jackson	LB	6-2	205	Fr.	Bessemer, Ala. (McAdory)
41	Reggie McGee	OLB	6-1	201	Fr.	Olney, Md. (Good Counsel)
42	Leon Jones	LB	6-1	225	So.	Madison, Ala. (East Limestone)
43	Santavious Oden	OLB	6-1	180	R-So.	Childersburg, Ala. (Childersburg)
44	Kyle Pope	LB	6-1	230	So.	Sylacauga, Ala. (Sylacauga)
45	Russell Peters	OLB	6-1	228	R-Fr.	Pell City, Ala. (Pell City)
46	Darrius Stephens	TE	5-11	240	So.	Hiram, Ga. (Hiram)
46	Apriccio Brown	OLB	5-10	205	R-Fr.	Dothan, Ala. (Northview)
47	James Powell	OLB	6-1	210	Sr.	Lawrenceville, Ga. (Mill Creek)
48	Ben Endress	LB	6-1	210	Jr.	Ashland, Ala. (Clay County)
49	Erick Butler	DL	6-7	230	So.	Tuskegee, Ala. (B.T. Washington)
50	Casey Dunn	OL	6-2	265	Fr.	Trussville, Ala. (Hewitt-Trussville)
51	Rashad Smith	LB	6-1	210	Sr.	Fort Walton Beach, Fla. (Fort Walton)
52	Chad Sharp	LS	6-0	215	R-So.	Gadsden, Ala. (West Brook Christian)
53	Jajuan Lee	OLB	6-1	200	So.	Montgomery, Ala. (Jeff Davis)
54	Austin Bishop	OL	6-4	275	Fr.	Piedmont, Ala. (Piedmont)
55	Dustin Gayton	OLB	6-1	225	Jr.	Cumming, Ga. (West Forsyth)
56	Tarik Milner	OL	6-4	280	Jr.	Powder Springs, Ga. (McEachern)
57	Chad Coleman	DL	6-1	285	Jr.	Harker Heights, Texas (Harker Heights)
58	Nick Johnson	OL	6-2	265	R-Fr.	Dadeville, Ala. (Dadeville)
59	Andrew Dean	LS	5-10	200	R-So.	Atlanta, Ga. (Whitewater)
60	Clay Squires	OL	6-1	280	R-So.	Satsuma, Ala. (Satsuma)
61	Brian Binder	OL	5-10	315	R-Jr.	Mobile, Ala. (Blount)
62	Max Holcombe	OL	6-3	271	Jr.	Tuscaloosa, Ala. (Hillcrest)
63	Adam Wright	OL	6-2	270	So.	Centerpoint, Ala. (Clay-Chalkville)
64	Preston Hatcher	OL	6-4	290	Jr.	Dothan, Ala. (Northview)
65	Casey Hunt	OL	6-4	285	Fr.	Oneonta, Ala. (Oneonta)
67	J.C. Barefield	LS	6-2	268	R-Fr.	Duluth, Ga. (South Forsyth)
68	Taylor Johnstone	OL	6-3	295	Sr.	Douglasville, Ga. (Douglasville)
69	Justin Lea	OL	6-4	270	Fr.	Henagar, Ala. (Idler)
70	Cody Sanfratello	OL	6-3	270	R-So.	Jensen Beach, Fla. (Jensen Beach)
71	Johnny Ubi	OL	6-6	300	R-Jr.	Huntsville, Ala. (Hazel Green)
72	Blake Burks	OL	6-2	310	Jr.	Hoover, Ala. (Hoover)
73	Josh Thompson	OL	6-4	285	Fr.	Dothan, Ala. (Rehobeth)
74	Terrence Pendleton	OL	6-3	315	Jr.	Athens, Ala. (Tanner)
75	Michael Flint	OL	6-3	297	R-Fr.	Oxford, Ala. (Arkansas State University)
76	Tristian Hardin	OL	6-6	291	R-Jr.	Birmingham, Ala. (Erwin)
77	Dylan Cline	OL	6-4	265	Fr.	McCalla, Ala. (McAdory)
80	Luke Smith	TE	6-4	240	So.	Fort Myers, Fla. (South Fort Myers)
81	Gavin Ellis	TE	6-6	235	Sr.	Cullman, Ala. (Troy University)
82	Earl Calloway	WR	6-1	185	Fr.	Tallahassee, Fla. (Godby)
83	Mike Bradford	WR	6-1	195	R-Sr.	Atlanta, Ga. (South Gwinnett)
84	Anthony Johnson	TE	6-5	220	Fr.	Maplesville, Ala. (Maplesville)
85	Spencer Goffigan	WR	6-3	210	R-So.	Myrtle Beach, S.C. (Conway)
86	Connor Reed	WR	5-11	180	Fr.	Gardendale, Ala. (Gardendale)
87	Demontez Terry	WR	5-10	180	Fr.	Birmingham, Ala. (Shaeds Valley)
88	Griffin Thomas	PK	6-0	188	Sr.	Snellville, Ga. (Snellville)
89	Ty Anderson	TE	6-3	220	Fr.	Cumming, Ga. (West Forsyth)
90	Chris Landrum	DL	6-3	242	Jr.	Sweet Water, Ala. (Auburn University)
91	Omari Jones	DL	6-2	250	R-Jr.	Jonesboro, Ga. (Georgia Southern)
92	Barry Stafford	DL	6-0	295	Sr.	Atlanta, Ga. (Chamblee Charter)
93	Damien Davenport	DL	6-2	275	Fr.	McIntosh, Ala. (McIntosh)
94	Martez House	DL	6-2	260	R-So.	Crestview, Fla. (Crestview)
96	Montavious Skelton	DL	6-2	237	R-Jr.	Thomaston, Ga. (Upson-Lee)
97	Dominic Zavaglia	P	6-1	200	R-Fr.	Collinsville, Ill. (Collinsville)
98	Connor Rouleau	PK	6-0	205	Fr.	Suwanee, Ga. (Peachtree Ridge)
99	Caleb Lawrence	DL	6-0	295	Jr.	Opelika, Ala. (Opelika)

ALPHABETICAL ROSTER

No.	Name	Pos.	Yr.
89	Terry Anderson	TE	Fr.
15	Jayce Barber	QB	Fr.
67	J.C. Barefield	LS	R-Fr.
12	Joshua Barge	WR	R-Fr.
23	Brandon Bender	SAF	So.
27	Bo Billups	RB	R-So.
61	Brian Binder	OL	R-Jr.
54	Austin Bishop	OL	Fr.
83	Mike Bradford	WR	R-Sr.
9	Dushonta Broughton	CB	So.
46	Apriccio Brown	OIB	R-Fr.
4	Telvin Brown	WR	So.
72	Blake Burks	OL	Jr.
49	Erick Butler	DL	So.
8	Rashod Byers	CB	Jr.
13	Derrion Calhoun	CB	R-Fr.
82	Earl Calloway	WR	Fr.
6	Gabriel Chambers	WR	Jr.
77	Dylan Cline	OL	Fr.
13	Steven Coates	QB	Jr.
57	Chad Coleman	DL	Jr.
93	Damien Davenport	DL	Fr.
34	Michael Davis	DB	Fr.
59	Andrew Dean	LS	R-So.
50	Casey Dunn	OL	Fr.
81	Gavin Ellis	TE	Sr.
48	Ben Endress	LB	Jr.
29	Ehren Faison	CB	Fr.
75	Michael Flint	OL	R-Fr.
17	Tre' Garland	DB	Fr.
7	Harris Gaston	OLB	Sr.
55	Dustin Gayton	OLB	Jr.
85	Spencer Goffigan	WR	R-So.
18	Robert Gray	OLB	Sr.
76	Tristian Hardin	OL	R-Jr.
35	Jeremy Harrison	SAF	R-Jr.
64	Preston Hatcher	OI	Jr.
11	Jaylen Hill	CB	Fr.
94	Martez House	DL	R-So.
65	Casey Hunt	OI	Fr.
62	Max Holcombe	OL	Jr.
2	Jermaine Hough	CB	So.
40	Darius Jackson	LB	Fr.
37	Jordan Jackson	DL	So.
32	DaMarcus James	RB	Jr.
10	LaDendrick James	DB	Fr.
7	Eli Jenkins	QB	R-Fr.
84	Anthony Johnson	TE	Fr.
26	Jamaal Johnson	SAF	Jr.
20	Jarren Johnson	WR	Fr.
58	Nick Johnson	OL	R-Fr.
4	Olatunde Johnson	SAF	R-So.
68	Taylor Johnstone	OL	Sr.
42	Leon Jones	LB	So.
30	Miles Jones	RB	So.
91	Omari Jones	DL	R-Jr.
90	Chris Landrum	DL	Jr.
99	Caleb Lawrence	DL	Jr.
69	Justin Lea	OL	Fr.
53	Jajuan Lee	OLB	So.
31	Arias Lockheart	SAF	Fr.
19	Hamish MacInnes	P	So.
41	Reggie McGee	OLB	Fr.
1	Markis Merrill	WR	So.
56	Tarik Milner	OL	Jr.
25	Bryant Mitchell	CB	R-So.
39	Tre Mitchell	RB	Fr.
28	Siran Neal	SAF	Fr.
43	Santavious Oden	OLB	R-So.
21	Justice Owens	RB	Fr.
29	Toby Pee	RB	Fr.
74	Terrence Pendleton	OL	Jr.
45	Russell Peters	OLB	R-Fr.
44	Kyle Pope	LB	So.
24	Troymaine Pope	RB	So.
47	James Powell	OIB	Sr.
86	Connor Reed	WR	Fr.
98	Connor Rouleau	K	Fr.
70	Cody Sanfratello	OL	R-So.
16	Dalton Screws	WR	R-Fr.
52	Chad Sharp	LS	R-So.
11	Max Shortell	QB	Jr.
96	Montavious Skelton	DL	R-Jr.
22	Jerry Slota	TE	Sr.
80	Luke Smith	TE	So.
51	Rashad Smith	LB	Sr.
60	Clay Squires	OL	R-So.
92	Barry Stafford	DL	Sr.
46	Darrius Stephens	TE	So.
87	Demontez Terry	WR	Fr.
88	Griffin Thomas	K	Sr.
73	Josh Thompson	OL	Fr.
36	Brenton Tolson	LB	Sr.
71	Johnny Ubi	OL	R-Jr.
15	Pierre Warren	SAF	Jr.
27	Sean Watson	DL	Jr.
14	Kyle West	QB	R-So.
63	Adam Wright	OI	So.
3	Ketrick Wolfe	LB	Sr.
97	Dominic Zavaglia	P	R-Fr.



Jacksonville State alum Bill Clark was named the 13th head coach in the modern era of JSU football on December 19, 2012. Clark has over 20 years of coaching experience at the high school and college level with most of that coming in the state of Alabama.

BILL CLARK

HEAD COACH

1ST SEASON

0-0 CAREER RECORD

Birthdate: June 28, 1968
Hometown: Anniston, Ala.
College: Jacksonville State, 1990 (Physical Education)
Family: Wife - Jennifer
 Children - Katie, Jacob

Career Record

Year	School	Overall	Conf. (Finish)
First season			

CAREER HIGHLIGHTS

- Clark came to Jacksonville State after spending five years on the staff at the University of South Alabama where he was the defensive coordinator. He helped build the USA program from scratch and in 2012 his defense ranked second in the Sun Belt Conference in total defense in its first full season in the league.
- In its first season as a program (2009), South Alabama allowed only 5.9 points and 234 yards/game while forcing 23 turnovers and recording 25 sacks in just seven games. Following that year the 2010 South Alabama squad allowed only 13 points and 254.6 yards/game on its way to a perfect 10-0 record.
- Prior to joining the South Alabama staff, Clark spent nine years (1999-2007) as head coach at nationally-ranked Prattville High School in Alabama. There he won a pair of Class 6A State Championships including winning 30-straight games over his final two seasons. The Lions finished the 2007 season ranked No.2 in the nation by USA Today. He was named Alabama High School Athletic Association Coach of the Year following his final season (2007) at Prattville. Overall he was 107-11 (90.7%) in his time with the Lions.
- Clark served on the staff of the Alabama-Mississippi All-Star Classic three times, including being the head coach for the 2007 game. He also served as the head coach in the 2004 North-South All-Star Game.
- Clark also served on the staffs at Piedmont (Ala.) High School (1990-91), Tuscaloosa County (Ala.) High School (1992-94), Coffee County (Ga.) High School (1995-96) and Dothan (Ala.) High School (1997-98).

ASSISTANT COACHES

Offensive Coordinator:.....John Grass
 Alma Mater: Jacksonville State, 1990 (1st season)

Defensive Coordinator:.....Duwan Walker
 Alma Mater: Troy, 1996 (1st season)

Offensive Line:..... Mike Bennefield
 Alma Mater: Alabama, 1993 (1st season)

Defensive Line:David Reeves
 Alma Mater: Athens State, 1991 (1st season)

Running Backs: Jimmy Ogle
 Alma Mater: Tennessee, 1999 (14th season)

Inside Linebackers: Chuck Dunn
 Alma Mater: Troy, 1997 (1st season)

Outside Linebackers/Special Teams:Daric Riley
 Alma Mater: Charleston Southern, 1999 (1st season)

Cornerbacks:..... Blake Shrader
 Alma Mater: Auburn, 2009 (1st season)

Wide Receivers: Cornelius Williams
 Alma Mater: Troy, 2010 (1st season)

Passing Game Coordinator/Tight Ends:..... Jody Wright
 Alma Mater: Jacksonville State, 2005 (1st season)

Director of Operations: Tyler Cook
 Alma Mater: South Alabama, 2009 (1st season)

2012 TEAM STATISTICS

	<u>JSU</u>	<u>Opponent</u>				
SCORING	322	357				
Points Per Game	29.3	32.5				
FIRST DOWNS	244	256				
Rushing	113	107				
Passing	116	130				
Penalty	159	19				
RUSHING YARDAGE	2101	2064				
Yards Gained Rushing	2359	2230				
Yards Lost Rushing	258	166				
Rushing Attempts	486	432				
Average Per Rush	4.3	4.8				
Average Per Game	191.0	187.6				
TDs Rushing	21	21				
PASSING YARDAGE	2445	2756				
Comp-Att-Int	171-307-10	221-380-9				
Average Per Pass	8.0	7.3				
Average Per Catch	14.3	12.5				
Average Per Game	222.3	250.5				
TDs Passing	20	23				
TOTAL OFFENSE	4546	4820				
Total Plays	793	812				
Average Per Play	5.7	5.9				
Average Per Game	413.3	438.2				
TIME OF POSSESSION/GAME	31:38	28:15				
3RD DOWN CONVERSIONS	78/164	71/157				
3rd-Down Pct.	48%	45%				
4TH DOWN CONVERSIONS	2/6	8/20				
4th-Down Pct.	33%	40%				
RED-ZONE SCORES	38-51 (75%)	39-51 (76%)				
RED-ZONE TOUCHDOWNS	30-51 (59%)	35-51 (69%)				
PAT-ATTEMPTS	38-39 (97%)	44-47 (94%)				
ATTENDANCE	80,032	186,691				
Games/Avg. Per Game	5/16,006	6/31,115				
Neutral Site Games	-	0/0				
<u>SCORE BY QUARTERS</u>	<u>1st</u>	<u>2nd</u>	<u>3rd</u>	<u>4th</u>	<u>OT</u>	<u>Total</u>
Jacksonville State	59	105	100	55	3	322
Opponents	108	119	68	62	0	357

2012 INDIVIDUAL STATISTICS

RUSHING						
<u>Player</u>	<u>G</u>	<u>Att.</u>	<u>Yds.</u>	<u>Avg.</u>	<u>TD</u>	<u>Yds./G</u>
DaMarcus James	9	143	867	6.1	6	96.3
Washaun Ealey	10	179	727	4.1	10	72.7
Troymaine Pope	7	44	240	5.5	1	34.3
Coty Blanchard	10	42	136	3.2	2	13.6
Marques Ivory	11	45	66	1.5	1	6.0
PASSING						
<u>Player</u>	<u>G</u>	<u>Cmp.-Att.</u>	<u>Pct.</u>	<u>Yds.</u>	<u>TD/Int.</u>	<u>Avg.</u>
Marques Ivory	11	153-266	57.5	2086	16/7	189.6
Coty Blanchard	10	16-37	43.2	334	4/3	33.4
RECEIVING						
<u>Player</u>	<u>G</u>	<u>No.</u>	<u>Yds.</u>	<u>Avg.</u>	<u>TD</u>	<u>Yds./G</u>
Alan Bonner	10	50	859	17.2	8	85.9
Kevyn Cooper	11	29	402	13.9	1	36.5
Trey Smith	10	27	357	13.2	1	35.7
Washaun Ealey	10	21	206	9.8	3	20.6
Telvin Brown	10	11	257	23.4	2	25.7
SCORING						
<u>Player</u>	<u>G</u>	<u>TD</u>	<u>XPt.</u>	<u>FG</u>	<u>Pts.</u>	<u>Pts./G</u>
Washaun Ealey	10	13	-	-	78	7.8
Griffin Thomas	11	0	38-39	10-19	68	6.2
Alan Bonner	10	9	-	-	54	5.4
DaMarcus James	9	7	-	-	42	4.7
TACKLES						
<u>Player</u>	<u>G</u>	<u>Solo</u>	<u>Asst.</u>	<u>Total</u>	<u>TFL</u>	<u>Sacks</u>
Rashad Smith	11	58	31	89	5.5	1.0
Ben Endress	11	51	34	85	3.0	1.0
Rashod Byers	11	38	18	56	1.0	0
Pierre Warren	11	28	23	51	3.0	0
Robert Gray	11	31	12	43	0	0
INTERCEPTIONS						
<u>Player</u>	<u>G</u>	<u>No.</u>	<u>Yds.</u>	<u>Avg.</u>	<u>TD</u>	<u>PBU</u>
Jermaine Hough	11	3	36	12.0	0	8
Rashod Byers	11	2	0	0.0	0	9

Returning Players in Bold



2012 SCHEDULE AND RESULTS

<u>Date</u>	<u>Opponent</u>	<u>Result</u>	<u>Attendance</u>
9/1	at #10 Arkansas	L, 49-24	71,062
9/10	Chattanooga	W, 27-24	18,993
9/22	at #21 Eastern Kentucky*	L, 51-21	13,700
9/29	Southeast Missouri*	W, 31-16	16,842
10/6	at Tennessee Tech*	W, 37-28	7,141
10/13	at Eastern Illinois*	L, 31-28	7,358
10/20	#17 Tennessee State*	W, 31-28 (OT)	14,867
10/27	Murray State*	W, 38-35	17,807
11/3	at UT Martin*	L, 49-47	4,739
11/10	Austin Peay*	W, 38-23	11,523
11/17	at #7 Florida	L, 23-0	82,691

* - Ohio Valley Conference Contest

Home Games in Bold

TEAM RECORDS

INDIVIDUAL RUSHING

Most Attempts

Game: 39 - Boyce Callahan vs. Livingston (1972)
Season: 228 - Boyce Callahan (1972)
Career: 800 - Boyce Callahan (1970-73)

Most Yards

Game: 298 - Kory Chapman vs. UT Martin (2003)
Season: 1,417 - Rondy Rogers (2001)
Career: 4,237 - Boyce Callahan (1970-73)

INDIVIDUAL PASSING

Most Attempts

Game: 53 - Reggie Stencil vs. Stephen F. Austin (1999)
Season: 418 - Montressa Kirby (1997)
Career: 1,027 - Ed Lett (1979-82)

Most Completions

Game: 30 - Marques Ivory vs. Eastern Ky. (2010)
Season: 218 - Montressa Kirby (1987)
Career: 563 - Ed Lett (1979-82)

Most Yards

Game: 444 - Marques Ivory vs. Eastern Ky. (2010)
Season: 2,817 - Montressa Kirby (1997)
Career: 7,145 - Ed Lett (1979-82)

INDIVIDUAL RECEIVING

Most Receptions

Game: 14 - Donald Young vs. North Alabama (1978)
Season: 62 - Ronald Bonner (1997)
Career: 178 - Joey Hamilton (1996-99)

Most Receiving Yards

Game: 247 - Ronald Bonner vs. Northwestern St. (1997)
Season: 1,010 - Ronald Bonner (1997)
Career: 2,903 - Joey Hamilton (1996-99)

YEAR-BY-YEAR RESULTS

YEAR	ALL	OVC	COACH	YEAR	ALL	OVC	COACH
1904	1-4-0	--	C.A. Holton	1959	6-2-1	--	Don Salls
1905	1-1-0	--	C. A. Holton	1960	3-6-0	--	Don Salls
1906	No Games Played			1961	5-4-0	--	Don Salls
1907	No Games Played			1962	4-3-2	--	Don Salls
1908	4-3-0	--	Earl Wells	1963	4-4-1	--	Don Salls
1909	0-2-0	--	F.A. Harwood	1964	4-4-1	--	Don Salls
1910	1-3-2	--	G.W. Penton	1965	7-2-0	--	Jim Blevins
1911	3-2-1	--	Ben Harris	1966	8-2-0	--	Jim Blevins
1912	1-4-0	--	Ben Harris	1967	4-5-1	--	Jim Blevins
1913	5-2-1	--	Ben Harris	1968	3-6-0	--	Jim Blevins
1914	3-1-0	--	Ben Harris	1969	3-6-0	--	Charley Pell
1915	5-2-0	--	Ben Harris	1970	10-0-0	--	Charley Pell
1916	2-4-1	--	Ben Harris	1971	6-3-0	--	Charley Pell
1917	9-0-1	--	Ben Harris	1972	7-2-1	--	Charley Pell
1918	1-2-1	--	Ben Harris	1973	7-2-0	--	Charley Pell
1919	3-4-1	--	Ben Harris	1974	7-4-0	--	C. Mayfield
1920	7-1-1	--	J.W. Stephenson	1975	7-3-0	--	C. Mayfield
1921	5-2-2	--	J.W. Stephenson	1976	6-4-0	--	C. Mayfield
1922	4-4-0	--	C.C. Bush	1977	11-3-0	--	Jim Fuller
1923	3-2-1	--	C.C. Bush	1978	7-3-0	--	Jim Fuller
1924	6-3-0	--	C.C. Bush	1979	4-6-0	--	Jim Fuller
1925	1-6-0	--	Earl Wren	1980	8-3-0	--	Jim Fuller
1926	1-7-0	--	Al Clemmons	1981	8-3-0	--	Jim Fuller
1927	2-4-1	--	Al Clemmons	1982	10-2-0	--	Jim Fuller
1928	5-2-0	--	Al Clemmons	1983	6-5-0	--	Jim Fuller
1929	5-3-0	--	J.W. Stephenson	1984	4-5-1	--	Joe Hollis
1930	4-3-1	--	J.W. Stephenson	1985	3-6-1	--	Bill Burgess
1931	0-9-1	--	T.B. Shotts	1986	5-4-1	--	Bill Burgess
1932	2-3-1	--	T.B. Shotts	1987	5-4-1	--	Bill Burgess
1933	2-5-1	--	T.B. Shotts	1988	10-2-0	--	Bill Burgess
1934	5-4-0	--	T.B. Shotts	1989	13-1-0	--	Bill Burgess
1935	2-5-0	--	T.B. Shotts	1990	9-3-0	--	Bill Burgess
1936	1-3-1	--	T.B. Shotts	1991	12-1-0	--	Bill Burgess
1937	0-5-0	--	T.B. Shotts	1992	12-1-1	--	Bill Burgess
1938	1-6-1	--	C.C. Dillon	1993	3-7-0	--	Bill Burgess
1939	0-7-2	--	C.C. Dillon	1994	4-7-0	--	Bill Burgess
1940	3-5-0	--	Osmo Smith	1995	7-4	--	Bill Burgess
1941	No Games Played			1996	1-9	--	Bill Burgess
1942	No Games Played			1997	1-10	--	Mike Williams
1943	No Games Played			1998	7-4	--	Mike Williams
1944	No Games Played			1999	1-10	--	Mike Williams
1945	1-1-0	--	C.C. Dillon	2000	4-6	--	Jack Crowe
1946	3-5-1	--	Don Salls	2001	5-6	--	Jack Crowe
1947	9-0-0	--	Don Salls	2002	5-6	--	Jack Crowe
1948	8-1-1	--	Don Salls	2003	8-4	7-1	Jack Crowe
1949	6-3-0	--	Don Salls	2004	9-2	7-1	Jack Crowe
1950	6-2-1	--	Don Salls	2005	6-5	6-2	Jack Crowe
1951	3-3-2	--	Don Salls	2006	6-5	5-3	Jack Crowe
1952	3-6-0	--	Don Salls	2007	6-5	5-3	Jack Crowe
1953	3-5-1	--	Don Salls	2008	8-3	6-2	Jack Crowe
1954	7-2-1	--	Don Salls	2009	8-3	6-1	Jack Crowe
1955	10-1-0	--	Don Salls	2010	9-3	6-2	Jack Crowe
1956	5-3-0	--	Don Salls	2011	7-4	6-2	Jack Crowe
1957	4-4-0	--	Don Salls	2012	6-5	5-3	Jack Crowe
1958	5-4-0	--	Don Salls				

OVC Championships (3)

2003, 2004, 2011*

* Co-Champions

NCAA FCS Playoff Appearances (3)

2003, 2004, 2010

ALL-TIME COACHES

Coach	Years	Overall Record	OVC Record	OVC Titles	Playoff Appearances
C.A. Holton	1904-05	2-5 (.286)	-	-	-
Milton Harper	1906	No Record	-	-	-
G.Z. Henderson	1906-07	No Record	-	-	-
Earl Wells	1908	4-3 (.571)	-	-	-
F.A. Harwood	1909	0-2 (.000)	-	-	-
Ernest Jones	1910	1-3-2 (.500)	-	-	-
Ben Harris	1911-19	29-13-8 (.656)	-	-	-
J.W. Stephenson	1920-21, 29-30	21-8-3 (.703)	-	-	-
C.C. Bush	1922-24	9-5 (.643)	-	-	-
Earl Wren	1925	1-6 (.143)	-	-	-
Al Clemmons	1926-28	8-13-1 (.386)	-	-	-
T.B. Shotts	1931-37	18-24-4 (.435)	-	-	-
C.C. Dillon	1938-39, 45	2-16-3 (.167)	-	-	-
Osmo Smith	1940	3-5 (.375)	-	-	-
Don Salls	1946-52, 54-64	95-57-11 (.647)	-	-	-
Ray Wedgeworth	1953	3-5-1 (.388)	-	-	-
Jim Blevins	1965-68	22-15-1 (.592)	-	-	-
Charley Pell	1969-73	33-13-1 (.713)	-	-	-
Clarkie Mayfield	1974-76	20-11 (.645)	-	-	-
Jim Fuller	1977-83	54-25-0 (.683)	-	-	-
Joe Hollis	1984	4-5-1 (.450)	-	-	-
Bill Burgess	1985-96	84-49-4 (.628)	-	-	-
Mike Williams	1997-99	9-17 (.364)	-	-	-
Jeff Richards	1999	1-5 (.166)	-	-	-
Jack Crowe	2000-12	87-57 (.604)	59-20 (.747)	3	3




After his playing days at JSU (1986-88), Eric Davis went on to play in the NFL (with San Francisco and Carolina) and played in Super Bowl XXIX.



Roy Stewart Stadium (16,800) - Opened in 1973.



MURRAY STATE RACERS



Tim Miller
Interim President



Allen Ward
Athletics Director



John Brush
Football Contact



Chris Hatcher
Head Coach

2013 SCHEDULE

Aug. 31	at Missouri	TBA
<i>Missouri leads 1-0; Last Meeting: Missouri won 47-7 (9/2/06)</i>		
Sept. 7	Campbellsville	6:00 p.m.
<i>First meeting</i>		
Sept. 14	Missouri State	7:00 p.m.
<i>Murray State leads 6-1; Last Meeting: Murray State won 28-23 (9/15/12)</i>		
Sept. 21	at Bowling Green	2:30 p.m.
<i>First meeting</i>		
Sept. 28	at Jacksonville State* (TV: WJXS)	3:00 p.m.
<i>Jacksonville State leads 9-1; Last Meeting: JSU won 38-35 (10/27/12)</i>		
Oct. 5	Tennessee Tech*	3:00 p.m.
<i>Tenn. Tech leads 41-36-1; Last Meeting: MSU won 70-35 (9/29/12)</i>		
Oct. 12	at Southeast Missouri*	1:00 p.m.
<i>Murray State leads 38-8-1; Last Meeting: MSU won 42-35 (11/17/12)</i>		
Oct. 19	Austin Peay* (HC) (TV: ESPN3)	3:00 p.m.
<i>Murray State leads 33-13; Last Meeting: MSU won 52-14 (10/6/12)</i>		
Nov. 2	at UT Martin* (TV: WLJT)	1:00 p.m.
<i>Murray State leads 35-16-1; Last Meeting: UT Martin won 66-59 (10/13/12)</i>		
Nov. 9	Eastern Illinois*	12:00 p.m.
<i>Eastern Illinois leads 15-13; Last Meeting: EIU won 50-49 in OT (9/22/12)</i>		
Nov. 16	at Tennessee State*	2:00 p.m.
<i>Murray State leads 13-11; Last Meeting: MSU won 49-28 (11/3/12)</i>		
Nov. 23	Eastern Kentucky*	12:00 p.m.
<i>Eastern Ky. leads 43-25-4; Last Meeting: EKU won 55-24 (11/10/12)</i>		

* Denotes Ohio Valley Conference Matchup
Home Games in Bold HC - Homecoming
 All Times Central and Subject to Change

QUICK FACTS

Basic Information

Location:	Murray, Ky.
Enrollment:	10,558
Founded:	1922
Nickname:	Racers
Colors:	Navy and Gold
Interim President:	Tim Miller
Athletic Director:	Allen Ward
Stadium (Capacity):	Roy Stewart Stadium (16,800)
Surface:	FieldTurf

Media Relations

Football Contact:	John Brush
Office Phone:	(270) 809-7044
Cell Phone:	(270) 293-0590
Fax:	(270) 809-6814
Email:	jbrush@murraystate.edu
Web site:	www.GoRacers.com
Press Box Phone:	(270) 809-6811

Team Information

Offense:	Spread
Defense:	3-4
Lettermen Returning/Lost:	45/15
Offensive Starters Returning:	8
Defensive Starters Returning:	9
Specialist Starters Returning:	2
2012 Record/OVC Record (Finish):	5-6/4-4 (6th)
Postseason:	none

All-Time Record/OVC Record:	459-395-36 (.536)/212-219-9 (.492)
Joined OVC:	1948
OVC Championships (Last):	8 (2002)
NCAA FCS Playoff Appearances (Last):	5 (2002)

PRESEASON DEPTH CHART

OFFENSE

WR	5	Nevar Griffin	6-2	205	Jr.
	27	Greg Coble	6-2	180	Jr.
OT	77	Drew Kelley	6-4	295	Jr.
	75	Hunter Kingston	6-1	280	So.
OG	63	Zach Littlefield	6-4	275	Jr.
	56	Arbre Jones	6-6	310	Fr.
C	61	Harris Biven	6-3	295	Sr.
	53	Corey Gammon	6-2	265	So.
OG	57	Hunter Hogan	6-2	290	Sr.
	73	Robert Olive	6-3	270	So.
OT	74	Hunter Holloway	6-5	265	So.
	54	Kamalie Matthews	6-2	303	Jr.
QB	18	KD Humphries	6-3	205	So.
	14	Parks Frazier	6-3	220	Jr.
RB	34	Jaamal Berry	5-10	200	Sr.
	6	Duane Brady	5-8	180	Sr.
WR	81	Janawski Davis	5-7	160	So.
	25	Paul Rice	5-10	173	So.
WR	31	Jeremy Harness	5-8	171	So.
	36	Pokey Harris	5-10	165	So.
WR	9	Walter Powell	6-0	180	Sr.
	22	Jordan Morrow	5-6	160	Sr.

DEFENSE

DE	91	Ayo Ojolola	6-3	253	Sr.
	88	Felton Collins	6-4	250	Jr.
NT	92	Jeremy Brackett	6-1	260	Sr.
	99	Jerrold Frazier	6-1	288	So.
DE	40	Travis Taylor	6-3	235	Jr.
	47	Doug McWhorter	6-2	215	So.
LB	7	Chavez Sims	6-2	225	Jr.
	33	Kadeem Willis	6-2	240	Jr.
LB	35	Chris Dansby	6-3	215	R-So.
	46	T-Ray Malone	6-2	218	So.
LB	52	Sam Small	6-1	230	R-Sr.
	39	Blake Salter	5-11	220	Sr.
LB	2	Corey Addison	6-0	198	Sr.
	16	Anthony Hayes	6-0	210	Sr.
CB	28	Cadarious Sanders	6-0	189	Jr.
	4	Josh Manning	5-9	175	Sr.
FS	22	Brandon Hathaway	5-10	187	So.
	17	Tray Carr	5-11	185	R-Fr.
SS	3	Brandon Wicks	5-11	195	Sr.
	38	Darrell Smith	6-3	203	Sr.
CB	23	Darrian Skinner	5-11	190	Sr.
	29	Darian Yahyavi	6-0	190	Sr.

SPECIAL TEAMS

PK	42	Jordan Benton	5-9	167	So.
	66	Marc Wynstra	5-9	160	So.
KO	42	Jordan Benton	5-9	167	So.
	49	Carson Greifenkamp	6-0	160	So.
P	83	Steven Mix	6-1	225	Sr.
	14	Parks Frazier	6-3	220	Jr.
LS	20	Christian Duncan	5-9	180	So.
	87	Corey Cruse	6-5	215	R-Fr.
HO	89	Carson Beyer	5-9	170	Jr.
	25	Paul Rice	5-10	173	So.
KR	9	Walter Powell	6-0	180	Sr.
	34	Jaamal Berry	5-10	200	Sr.
PR	9	Walter Powell	6-0	180	Sr.
	81	Janawski Davis	5-7	160	So.

Returning Starters in Bold

Key Losses

QB Casey Brockman
All-American; 3,729 yards, 28 TD's, 7 rush TD's
 WR Ja-Vonta Trotter
42 catches, 333 yards, 7 TD's
 WR Dontel Watkins
39 catches, 561 yards, 5 TD's

PLAYERS TO WATCH

WALTER POWELL

Senior • WR/Return Specialist
 6-0 • 180 • St. Louis, Mo.



First-Team Preseason All-American as an All-Purpose player by the Sports Network...Preseason All-OVC Team...Earned All-American honors from the Associated Press (1st Team), Sports Network (1st Team), Phil Steele (4th Team) and College Sporting News... Ranked second nationally in all-purpose yards (193.0/game), fourth in receptions (8.55/game), fifth in punt returns (15.84 yards/return), eighth in total receiving yards (1,213), ninth in receiving yards/game (110.27) and 19th in kickoff returns (15.84 yards/return)...Enters season just 187 yards from becoming the fourth receiver in MSU history to reach 2,000 yards...He also needs just two 100-yard games to tie the career record.

BRANDON WICKS

Senior • Defensive Back
 5-11 • 195 • Murray, Ky.



Wicks led the Racers in tackles last season (73)...Also recorded 3.5 tackles-for-loss, 0.5 sacks, 1 interception, three pass breakups, one quarterback hurry and a forced fumble...As a sophomore in 2011 ranked second in the MSU team with 89 tackles while also adding two tackles-for-loss, one interception, seven pass breakups and two blocked kicks...As a freshman started the final 10 games of the season and had 73 total tackles, an interception and recovered two fumbles.

TEAM NOTES

• Murray State is the only offense nationally to rank in the top five in the Football Championship Subdivision (FCS) in total offense each of the past two seasons. The Racers racked up 5,070 yards in 2011 (4th) and 5,328 yards a season ago (5th).

• Senior Walter Powell is just 187 yards from becoming just the fourth receiver in Murray State history to reach 2,000 yards. He also needs just two 100-yard games to tie the career record.

• The Murray State coaching staff features three coaches that played quarterback at Valdosta State. Head coach Chris Hatcher played for the Blazers from 1991-94, offensive coordinator Mitch Stewart in 2001-05 and wide receivers coach Russ Callaway in 2007-09.

NUMERICAL ROSTER

No.	Name	Pos.	Ht.	Wt.	Yr.	Hometown (Last School)
1	Jaamal Berry	RB	5-10	200	Sr.	Miami, Fla. (Ohio State)
2	Corey Addison	LB	6-0	208	Sr.	Jacksonville, Fla. (South Carolina)
3	Brandon Wicks	DB	5-11	195	Sr.	Murray, Ky. (Murray)
4	Josh Manning	CB	5-9	175	Sr.	LaGrange, Ga. (Southwest Mississippi CC)
5	Nevar Griffin	WR	6-2	205	Jr.	St. Louis, Mo. (McCluer North)
6	Duane Brady	RB	5-8	180	Sr.	St. Augustine, Fla. (St. Augustine)
7	Chavez Sims	LB	6-2	225	Jr.	Mize, Miss. (Jones County Junior College)
8	Darian Yahyavi	CB	6-0	190	Sr.	San Diego, Calif. (Saddleback Community College)
9	Walter Powell	WR	6-0	180	Sr.	St. Louis, Mo. (Hazelwood East)
12	Mitch Stults	QB	5-9	170	Fr.	Hamilton, Ala. (Hamilton)
14	Parks Frazier	QB	6-3	220	Jr.	Corinth, Miss. (Northeast Mississippi CC)
15	Qua Huzzie	LB	5-11	225	Sr.	LaGrange, Ga. (Kentucky)
16	Anthony Hayes	LB	6-0	210	Sr.	Memphis, Tenn. (Memphis)
17	CJ Bennett	QB	6-0	205	Jr.	Tampa, Fla. (South Alabama)
17	Tray Carr	DB	5-11	185	R-Fr.	Madisonville, Ky. (Madisonville North Hopkins)
18	KD Humphries	QB	6-3	205	So.	Montgomery, Ala. (Jefferson Davis)
20	Christian Duncan	LS	5-9	180	So.	Murray, Ky. (Murray)
21	Jordan Morrow	WR	5-6	160	Sr.	Fairfield, Calif. (Contra Costa College)
22	Brandon Hathaway	DB	5-10	187	So.	Smyrna, Tenn. (Smyrna)
23	Darrian Skinner	CB	5-11	190	Sr.	St. Petersburg, Fla. (Hofstra)
24	Marcus Holliday	RB	5-9	170	R-Fr.	Memphis, Tenn. (Fairley)
25	Paul Rice	WR	5-10	173	So.	St. Louis, Mo. (Gateway Tech)
26	Demetric Johnson	RB	6-0	185	Fr.	South Pittsburg, Tenn. (South Pittsburg)
26	John Therrell	DB	6-2	175	Sr.	Murray, Ky. (UNLV)
28	Cadarius Sanders	CB	6-0	189	Jr.	LaGrange, Ga. (South Carolina)
29	Cedric Jones	DB	6-0	185	Fr.	Memphis, Tenn. (East)
29	Zach Katzman	RB	5-8	175	Fr.	Mayfield, Ky. (Graves County)
31	Jeremy Harness	WR	5-8	171	So.	Radcliffe, Ky. (John Hardin)
32	Jonathan Jackson	LB	5-11	210	Fr.	Mayfield, Ky. (Mayfield)
33	Kadeem Willis	LB	6-2	240	Jr.	Murray, Ky. (ASA College)
34	D'Montre Wade	DB	6-0	180	Fr.	Brentwood, Ky. (Brentwood Academy)
34	Marqavius King	WR	5-9	170	Fr.	Abbeville, Ala. (Abbeville)
35	Chris Dansby	LB	6-3	215	R-So.	Nashville, Tenn. (Lancaster Christian Academy)
36	Pokey Harris	WR	5-10	165	So.	Winchester, Ky. (George Rogers Clark)
38	Darrell Smith	DB	6-3	203	Sr.	Port St. Joe, Fla. (Arkansas)
39	Blake Salter	LB	5-11	220	Sr.	Florence, Ala. (Florence)
40	Travis Taylor	LB	6-3	235	Jr.	Vancleave, Miss. (Mississippi Gulf CC)
41	William Higginson	CB	5-10	175	So.	Mayfield, Ky. (Mayfield)
42	Jordan Benton	K	5-9	167	Jr.	Murray, Ky. (Campbellsville)
43	Cody Therrell	CB	6-2	165	R-Fr.	Murray, Ky. (Murray)
44	Bob Fields	RB	5-7	160	R-Fr.	Murray, Ky. (Murray)
46	T-Ray Malone	LB	6-2	218	So.	Smyrna, Tenn. (Smyrna)
47	Doug McWhorter	DE	6-2	215	So.	Memphis, Tenn. (Ridgeway)
48	Zac Ross	DE	6-2	220	Sr.	Atlanta, Ga. (Eastern Arizona College)
49	Carson Greifenkamp	K	6-0	160	So.	Murray, Ky. (Murray)
50	Warwick Marsh	DT	6-0	305	Fr.	Clarksville, Tenn. (Northeast)
51	Lamont Crittendon	LB	5-10	208	Fr.	Decatur, Ala. (Austin)
52	Sam Small	LB	6-1	230	R-Sr.	Winona, Miss. (Northwest Mississippi CC)
53	Corey Gammon	OL	6-2	265	So.	Memphis, Tenn. (East)
54	Kamalie Matthews	OL	6-2	303	Jr.	Lithona, Ga. (Hutchinson Community College)
55	Jesurun Kelly	LB	5-7	190	Sr.	Memphis, Tenn. (Bishop Byrne)
56	Arbre Jones	OL	6-6	310	Fr.	Memphis, Tenn. (University School)
57	Hunter Hogan	OL	6-2	290	Sr.	Tyler, Texas (Tyler Junior College)
58	Zach Dean	DE	6-4	250	So.	Salem, Ala. (Central)
59	Garrett Holloway	OL	6-0	260	R-Fr.	Memphis, Tenn. (Overton)
61	Harris Bivin	OL	6-3	295	Sr.	Owensboro, Ky. (Apollo)
62	David Wease	P	6-3	190	Fr.	Cadiz, Ky. (Trigg County)
63	Zach Littlefield	OL	6-4	275	Jr.	Buckner, Ky. (Oldham County)
64	Ryan McCloud	OL	6-2	270	Fr.	Cadiz, Ky. (Trigg County)
65	Hayden Shonert	LB	6-1	205	Fr.	Lancaster, Ky. (Lancaster)
66	Marc Wynstra	K	5-9	160	So.	Mayfield, Ky. (Mayfield)
67	Bill Rose	K	6-0	165	So.	Lawrenceburg, Ky. (Anderson County)
68	Josh McKinney	LB	6-1	205	R-So.	Drakesboro, Ky. (Kentucky Wesleyan)
71	Khalil Frame	OL	6-5	295	Fr.	Fulton, Ky. (Fulton City)
72	Casey Duncan	OL	6-1	275	Sr.	Nolensville, Tenn. (Ravenwood)
73	Robert Olive	OL	6-3	270	So.	Murray, Ky. (Murray)
74	Hunter Holloway	OL	6-5	265	So.	Elizabethtown, Ky. (John Hardin)
75	Hunter Kingston	OL	6-1	280	So.	Mayfield, Ky. (Mayfield)
76	Jedediah Vivio	OL	6-5	270	Fr.	Springfield, Tenn. (Goodpasture Christian School)
77	Drew Kelley	OL	6-4	295	Jr.	Thompson Station, Tenn. (Independence)
78	Eli Wilson	OL	6-4	270	Fr.	Mayfield, Ky. (Graves County)
79	Koty Hix	OL	6-3	290	Fr.	Fort Campbell, Ky. (Fort Campbell)
80	Kendarian Jennings	WR	6-2	185	R-So.	Memphis, Tenn. (Christian Brothers)
81	Janawski Davis	WR	5-7	150	So.	Eight Mile, Ala. (Blount)
82	Zach Shipley	WR	5-10	170	Fr.	Shelbyville, Ky. (Shelby County)
83	Steven Mix	P	6-1	225	Sr.	Barlow, Ky. (Ballard Memorial)
84	Jordan Brown	WR	5-8	155	Fr.	Mayfield, Ky. (Mayfield)
85	Jesse Blackburn	WR	6-3	240	Fr.	Gardendale, Ala. (Gardendale)
86	Josh Brown	WR	5-11	210	Sr.	St. Petersburg, Fla. (Iowa)
87	Corey Cruse	WR	6-5	215	R-Fr.	Fort Mitchell, Ky. (Beechwood)
88	Felton Collins	DE	6-4	250	Jr.	Laurel, Miss. (Jones County Junior College)
89	Carson Beyer	WR	5-9	181	Jr.	Paducah, Ky. (Lone Oak)
91	Ayo Ojolola	DE	6-3	253	Sr.	Suwanee, Ga. (North Gwinnett)
92	Jeremy Brackett	DT	6-1	260	Sr.	Madison, Ala. (Bob Jones)
94	LaBront Scott	DE	6-2	228	Fr.	Mayfield, Ky. (Murray)
96	Demetrius Mason	DT	6-4	280	Jr.	Cincinnati, Ohio (Iowa Central)
97	Warren Conway	DE	6-3	240	Jr.	Gulfport Miss. (Mississippi Gulf CC)
99	Jerrold Frazier	DT	6-1	288	So.	Memphis, Tenn. (Middle Tennessee)

ALPHABETICAL ROSTER

No.	Name	Pos.	Yr.
2	Corey Addison	LB	Sr.
17	CJ Bennett	QB	Jr.
42	Jordan Benton	K	Jr.
1	Jaamal Berry	RB	Sr.
89	Carson Beyer	WR	Jr.
61	Harris Biven	OL	Sr.
85	Jesse Blackburn	WR	Fr.
92	Jeremy Brackett	DT	Sr.
6	Duane Brady	RB	Sr.
84	Jordan Brown	WR	Fr.
86	Josh Brown	WR	Sr.
17	Tray Carr	DB	R-Fr.
51	Lamont Crittendon	LB	Fr.
88	Felton Collins	DE	Jr.
97	Warren Conway	DE	Jr.
87	Corey Cruse	WR	R-Fr.
35	Chris Dansby	LB	R-So.
81	Janawski Davis	WR	So.
58	Zach Dean	DE	So.
72	Casey Duncan	OL	Sr.
20	Christian Duncan	LS	So.
44	Bob Fields	RB	R-Fr.
71	Khalil Frame	OL	Fr.
99	Jerrold Frazier	DT	So.
14	Parks Frazier	QB	Jr.
53	Corey Gammon	OL	So.
49	Carson Greifenkamp	K	So.
5	Nevar Griffin	WR	Jr.
31	Jeremy Harness	WR	So.
36	Pokey Harris	WR	So.
22	Brandon Hathaway	DB	So.
16	Anthony Hayes	LB	Sr.
41	William Higginson	CB	So.
79	Koty Hix	OL	Fr.
57	Hunter Hogan	OL	Sr.
24	Marcus Holliday	RB	R-Fr.
59	Garrett Holloway	OL	R-Fr.
74	Hunter Holloway	OL	So.
18	KD Humphries	QB	So.
15	Qua Huzzie	LB	Sr.
32	Jonathan Jackson	LB	Fr.
80	Kendarian Jennings	WR	R-So.
26	Demetric Johnson	RB	Fr.
56	Arbre Jones	OL	Fr.
29	Cedric Jones	DB	Fr.
29	Zach Katzman	RB	Fr.
77	Drew Kelley	OL	Jr.
55	Jesurun Kelly	LB	Sr.
34	Marqavius King	WR	Fr.
75	Hunter Kingston	OL	So.
63	Zach Littlefield	OL	Jr.
46	T-Ray Malone	LB	So.
4	Josh Manning	CB	Sr.
50	Warwick Marsh	DT	Fr.
96	Demetrius Mason	DT	Jr.
54	Kamalie Matthews	OL	Jr.
64	Ryan McCloud	OL	Fr.
68	Josh McKinney	LB	R-So.
47	Doug McWhorter	DE	So.
83	Steven Mix	P	Sr.
21	Jordan Morrow	WR	Sr.
73	Robert Olive	OL	So.
91	Ayo Ojolola	DE	Sr.
9	Walter Powell	WR	Sr.
25	Paul Rice	WR	So.
67	Bill Rose	K	So.
48	Zac Ross	DE	Sr.
39	Blake Salter	LB	Sr.
28	Cadarius Sanders	CB	Jr.
94	LaBront Scott	DE	Fr.
82	Zach Shipley	WR	Fr.
65	Hayden Shonert	LB	Fr.
7	Chavez Sims	LB	Jr.
23	Darrian Skinner	CB	Sr.
52	Sam Small	LB	R-Sr.
38	Darrell Smith	DB	Sr.
12	Mitch Stults	QB	Fr.
40	Travis Taylor	LB	Jr.
43	Cody Therrell	CB	R-Fr.
26	John Therrell	DB	Sr.
74	Jedediah Vivio	OL	Fr.
34	D'Montre Wade	DB	Fr.
62	David Wease	P	Fr.
3	Brandon Wicks	DB	Sr.
33	Kadeem Willis	LB	Jr.
78	Eli Wilson	OL	Fr.
66	Marc Wynstra	K	So.
8	Darian Yahyavi	CB	Sr.



Chris Hatcher was named the 17th head coach in Murray State history on Dec. 21, 2009. Hatcher brought his offensive attack, "The Hatch Attack," to the Racers program and led the team to a winning record in his first season. It marked the first winning season for the program since 2004.

CHRIS HATCHER

HEAD COACH

4TH SEASON (14TH OVERALL)

112-42 CAREER RECORD

18-15 AT MURRAY STATE

Birthdate: February 18, 1973

Hometown: Macon, Ga.

College: Valdosta State, 1995 (Kinesiology & Phys. Ed)

Family: Wife - Lori

Children - Ty, Talley

Career Record

Year	School	Overall	Conf. (Finish)
2000	Valdosta State	10-2	8-1 (1st-t)
2001	Valdosta State	12-1	9-0 (1st)
2002	Valdosta State	14-1	9-0 (1st)
2003	Valdosta State	10-2	8-1 (2nd)
2004	Valdosta State	13-1	9-0 (1st)
2005	Valdosta State	9-3	7-2 (2nd-t)
2006	Valdosta State	8-2	6-2 (3rd-t)
2007	Georgia Southern	7-4	4-3 (3rd-t)
2008	Georgia Southern	6-5	4-4 (4th-t)
2009	Georgia Southern	5-6	4-4 (4th-t)
2010	Murray State	6-5	5-3 (4th-t)
2011	Murray State	7-4	5-3 (4th)
2012	Murray State	5-6	4-4 (6th)

CAREER HIGHLIGHTS

• Hatcher won his 100th game with a victory over Tennessee State on Nov. 20, 2010. In doing so he became the youngest coach in the 21st century to reach 100 wins, doing so at 37 years, 274 days. All-time he was the fifth youngest in NCAA history to reach 100 wins.

• Hatcher came to Murray State after 10 successful seasons at Valdosta State (2000-06) and Georgia Southern (2007-09). In seven seasons at his alma mater, Hatcher compiled a 76-12 record (.864), made seven Division II playoff appearances, two National Championship game appearances (2002, 2004) and won the 2004 National Championship. For his efforts he was named the 2004 AFCA National Coach of the Year. At VSU he coached Dusty Bonner, who was named Division II National Player of the Year twice.

• Hatcher spent three seasons at head coach at Georgia Southern, compiling an 18-15 overall mark. In his first season at GSU, Hatcher led the program to its second-best regular season turnaround in program history (+4).

• Prior to becoming a head coach, Hatcher was a student assistant coach at Valdosta State (1995), quarterbacks/tight ends coach at Central Florida (1996) and a quarterbacks/wide receivers coach at Kentucky (1996-99). At UCF he worked with future NFL pro Daunte Culpepper and at Kentucky coached future No. 1 NFL draft pick Tim Couch.

• As a quarterback at Valdosta State, Hatcher was a two-time All-American (1993, 1994), throwing for 11,363 yards and 121 touchdowns. During his senior season (1994), Hatcher led the Blazers to its first postseason playoff berth and set 29 VSU passing and total offense records. He was the recipient of the Harlon Hill Trophy, which is given to Division II's National Player of the Year. He was also the CoSIDA Academic All-American Football Player of the Year for also excelling in the classroom.

ASSISTANT COACHES

Assistant Head Coach/Offensive Line:..... Shawn Bostick
 Alma Mater: Valdosta State, 1997 (4th season)

Offensive Coordinator/Quarterbacks: Mitch Stewart
 Alma Mater: Valdosta State, 2005 (4th season)

Defensive Coordinator/Safeties:Dennis Therrell
 Alma Mater: Tennessee Tech, 1978 (1st season)

Running Backs/Run Game Coordinator:..... Sean Dawkins
 Alma Mater: Troy, 2007 (4th season)

Wide Receivers:..... Russ Callaway
 Alma Mater: Valdosta State, 2010 (1st season)

Linebackers:..... Santos Carrillo
 Alma Mater: Weber State, 1999 (1st season)

Defensive Line: Davern Williams
 Alma Mater: Troy, 2002 (1st season)

Cornerbacks:..... Carlos Alvarado
 Alma Mater: New Mexico Highlands, 2008 (1st season)

Director of Football Operations: Steve Adams
 Alma Mater: Murray State, 2013 (3rd season)

Quarterbacks: Casey Brockman
 Alma Mater: Murray State, 2013 (1st season)

Tight Ends: Drew Hall
 Alma Mater: Murray State (1st season)

2012 TEAM STATISTICS

	<u>MSU</u>	<u>Opponent</u>				
SCORING	431	455				
Points Per Game	39.2	41.4				
FIRST DOWNS	298	300				
Rushing	91	124				
Passing	191	159				
Penalty	16	17				
RUSHING YARDAGE	1490	2200				
Yards Gained Rushing	1823	2416				
Yards Lost Rushing	333	216				
Rushing Attempts	377	487				
Average Per Rush	4.0	4.5				
Average Per Game	135.5	200.0				
TDs Rushing	23	26				
PASSING YARDAGE	3838	3443				
Comp-Att-Int	370-533-11	275-426-6				
Average Per Pass	7.2	8.1				
Average Per Catch	10.4	12.5				
Average Per Game	348.9	313.0				
TDs Passing	30	32				
TOTAL OFFENSE	5328	5643				
Total Plays	910	913				
Average Per Play	5.9	6.2				
Average Per Game	484.4	513.0				
TIME OF POSSESSION/GAME	26:15	33:44				
3RD DOWN CONVERSIONS	69/167	85/181				
3rd-Down Pct.	41%	47%				
4TH DOWN CONVERSIONS	15/27	11/20				
4th-Down Pct.	56%	55%				
RED-ZONE SCORES	52-63 (83%)	46-51 (90%)				
RED-ZONE TOUCHDOWNS	42-63 (67%)	40-51 (78%)				
PAT-ATTEMPTS	54-55 (98%)	56-59 (95%)				
ATTENDANCE	34,650	115,193				
Games/Avg. Per Game	5/6,930	6/19,199				
Neutral Site Games	-	0/0				
<u>SCORE BY QUARTERS</u>	<u>1st</u>	<u>2nd</u>	<u>3rd</u>	<u>4th</u>	<u>OT</u>	<u>Total</u>
Murray State	110	147	72	95	7	431
Opponents	121	121	131	74	8	455

2012 INDIVIDUAL STATISTICS

RUSHING	<u>G</u>	<u>Att.</u>	<u>Yds.</u>	<u>Avg.</u>	<u>TD</u>	<u>Yds./G</u>
Player						
Jaamal Berry	9	95	675	7.1	7	75.0
Duane Brady	11	118	589	5.0	8	53.5
Pokey Harris	11	18	74	4.1	0	6.7
Casey Brockman	11	102	73	0.7	7	6.6
Jordan Morrow	11	23	48	2.1	0	4.4
PASSING	<u>G</u>	<u>Cmp.-Att.</u>	<u>Pct.</u>	<u>Yds.</u>	<u>TD/Int.</u>	<u>Avg.</u>
Player						
Casey Brockman	11	359-517	69.4	3729	28/10	339.0
KD Humphries	5	8-11	72.7	81	1/0	16.2
RECEIVING	<u>G</u>	<u>No.</u>	<u>Yds.</u>	<u>Avg.</u>	<u>TD</u>	<u>Yds./G</u>
Player						
Walter Powell	11	94	1213	12.9	10	110.3
Ja-Vonta Trotter	10	42	333	7.9	7	33.3
Dontel Watkins	11	39	561	14.4	5	51.0
Patrick Robertson	11	35	293	8.4	1	26.6
Duane Brady	11	35	269	7.7	1	24.5
SCORING	<u>G</u>	<u>TD</u>	<u>XPt.</u>	<u>FG</u>	<u>Pts.</u>	<u>Pts./G</u>
Player						
Jordan Benton	11	-	53-54	11-14	86	7.8
Walter Powell	11	12	-	-	72	6.0
Duane Brady	11	10	-	-	60	5.5
Jaamal Berry	9	8	-	-	48	5.3
Ja-Vonta Trotter	10	7	-	-	42	4.2
Casey Brockman	11	7	-	-	42	3.8
TACKLES	<u>G</u>	<u>Solo</u>	<u>Asst.</u>	<u>Total</u>	<u>TFL</u>	<u>Sacks</u>
Player						
Brandon Wicks	11	44	29	73	3.5	0.5
Blake Salter	11	42	27	69	2.0	0
Qua Huzzie	10	38	20	58	10.0	2.0
Darrian Skinner	11	40	11	51	1.0	0
T-Ray Malone	11	29	22	51	5.5	0
INTERCEPTIONS	<u>G</u>	<u>No.</u>	<u>Yds.</u>	<u>Avg.</u>	<u>TD</u>	<u>PBU</u>
Player						
Julian Whitehead	11	2	18	9.0	1	4
Jarius Williams	7	1	33	33.0	0	0
Brandon Wicks	11	1	0	0	0	3
Qua Huzzie	10	1	0	0	0	4
Josh Manning	9	1	0	0	0	6

Returning Players in Bold

2012 SCHEDULE AND RESULTS

<u>Date</u>	<u>Opponent</u>	<u>Result</u>	<u>Attendance</u>
9/1	at #7 Florida State	L, 69-3	70,047
9/8	#20 Central Arkansas	L, 42-20	9,848
9/15	at Missouri State	W, 28-23	10,002
9/22	at Eastern Illinois*	L, 50-49 (OT)	5,319
9/29	Tennessee Tech*	W, 70-35	9,794
10/6	at Austin Peay*	W, 52-14	3,818
10/13	UT Martin*	L, 66-59	9,997
10/27	at Jacksonville State*	L, 38-35	17,807
11/3	#18 Tennessee State*	W, 49-28	3,112
11/10	at #18 Eastern Kentucky*	L, 55-24	8,200
11/17	Southeast Missouri*	W, 42-35	2,299

* - Ohio Valley Conference Contest

Home Games in Bold



TEAM RECORDS

INDIVIDUAL RUSHING

Most Attempts

Game: 41 - Stevie Chaney vs. Austin Peay (2005)
Season: 276 - Don Clayton (1974)
Career: 557 - Don Clayton (1972-74)

Most Yards

Game: 310 - Stevie Chaney vs. Austin Peay (2005)
Season: 1,765 - Derrick Cullors (1995)
Career: 2,804 - Don Clayton (1972-74)

INDIVIDUAL PASSING

Most Attempts

Game: 67 - Casey Brockman vs. Tennessee State (2011)
67 - Casey Brockman vs. UT Martin (2012)
Season: 517 - Casey Brockman (2012)
Career: 1,405 - Casey Brockman (2009-12)

Most Completions

Game: 45 - Casey Brockman vs. Tennessee State (2011)
45 - Casey Brockman vs. UT Martin (2012)
Season: 359 - Casey Brockman (2012)
Career: 938 - Casey Brockman (2009-12)

Most Yards

Game: 600 - Casey Brockman vs. Tennessee State (2011)
Season: 3,729 - Casey Brockman (2012)
Career: 9,990 - Casey Brockman (2009-12)

INDIVIDUAL RECEIVING

Most Receptions

Game: 16 - Harvey Tanner vs. Austin Peay (1967)
Season: 94 - Walter Powell (2012)
Career: 216 - Marcus Harris (2007-10)

Most Receiving Yards

Game: 255 - Harvey Tanner vs. Middle Tenn. (1967)
Season: 1,213 - Walter Powell (2012)
Career: 2,471 - Marcus Harris (2007-10)

YEAR-BY-YEAR RESULTS

YEAR	ALL	OVC	COACH	YEAR	ALL	OVC	COACH
1924	3-3-3	--	Irby Koffman	1970	4-6	1-6	Bill Furguson
1925	6-0-1	--	Carlisle Cutchin	1971	5-4-1	3-3-1	Bill Furguson
1926	5-2-1	--	Carlisle Cutchin	1972	4-6	2-5	Bill Furguson
1927	7-1-1	--	Carlisle Cutchin	1973	7-3	5-2	Bill Furguson
1928	9-0-1	--	Carlisle Cutchin	1974	9-2	5-2	Bill Furguson
1929	5-4	--	Carlisle Cutchin	1975	4-5-1	3-3-1	Bill Furgeson
1930	5-4	--	Carlisle Cutchin	1976	5-6	4-3	Bill Furgeson
1931	5-3-1	--	Ray Morgan	1977	6-5	4-3	Bill Furgeson
1932	4-2-3	--	Roy Stewart	1978	4-7	1-5	Mike Gottfried
1933	9-0	--	Roy Stewart	1979	9-2-1	6-0	Mike Gottfried
1934	6-3	--	Roy Stewart	1980	9-2	5-2	Mike Gottfried
1935	3-5	--	RoyStewart	1981	8-3	5-3	Frank Beamer
1936	5-4	--	Roy Stewart	1982	4-7	2-5	Frank Beamer
1937	8-1-1	--	Roy Stewart	1983	7-4	4-3	Frank Beamer
1938	6-2-1	--	Roy Stewart	1984	9-2	5-2	Frank Beamer
1939	4-4-1	--	Roy Stewart	1985	7-3-1	5-2	Frank Beamer
1940	4-3-2	--	Roy Stewart	1986	7-4-1	6-1	Frank Beamer
1941	4-3-2	--	Jim Moore	1987	6-5	3-3	Mike Mahoney
1942	1-5-2	--	Roy Stewart	1988	4-6	4-2	Mike Mahoney
1943	No Games Played			1989	6-4-1	3-3	Mike Mahoney
1944	5-2-0	--	Roy Stewart	1990	2-9	1-5	Miike Mahoney
1945	5-2-1	--	Roy Stewart	1991	3-8	1-6	Mike Mahoney
1946	5-5	--	Jim Moore	1992	2-9	1-7	Mike Mahoney
1947	6-3	--	Jim Moore	1993	4-7	4-4	Houston Nutt
1948	9-1-1	3-1	Fred Fautot	1994	5-6	4-4	Houston Nutt
1949	1-7-1	1-6	Fred Fautot	1995	11-1	8-0	Houston Nutt
1950	7-2-1	5-0-1	Fred Fautot	1996	11-2	8-0	Houston Nutt
1951	8-1	5-1	Fred Fautot	1997	7-4	5-2	Denver Johnson
1952	4-4	3-2	Fred Fautot	1998	7-4	5-2	Denver Johnson
1953	3-6	1-4	Fred Fautot	1999	7-4	5-2	Denver Johnson
1954	5-4	3-2	Fred Fautot	2000	6-5	4-3	Joe Pannunzio
1955	6-4	2-3	Fred Fautot	2001	4-6	2-4	Joe Pannunzio
1956	6-4	4-1	Jim Cullivan	2002	7-5	5-1	Joe Pannunzio
1957	3-5-1	1-3-1	Jim Cullivan	2003	4-8	3-5	Joe Pannunzio
1958	3-7	2-4	Jim Cullivan	2004	7-4	6-2	Joe Pannunzio
1959	0-10	0-6	Jim Cullivan	2005	2-9	0-7	Joe Pannunzio
1960	5-5	4-2	Don Shelton	2006	1-10	0-8	Matt Griffin
1961	4-6	2-4	Don Shelton	2007	2-9	1-7	Matt Griffin
1962	5-5	1-5	Don Shelton	2008	5-7	4-4	Matt Griffin
1963	5-5	3-4	Don Shelton	2009	3-8	2-6	Matt Griffin
1964	5-4-1	3-3-1	Don Shelton	2010	6-5	5-3	Chris Hatcher
1965	2-6-2	1-4-2	Don Shelton	2011	7-4	5-3	Chris Hatcher
1966	0-10	0-7	Don Shelton	2012	5-6	4-4	Chris Hatcher
1967	4-6	2-5	Bill Furguson				
1968	7-2-1	5-2	Bill Furguson				
1969	5-4-1	2-4-1	Bill Furguson				

OVC Championships (8)

1948*, 1950, 1951, 1979, 1986*, 1995, 1996, 2002*

* Co Champions

NCAA FCS Playoff Appearances (5)

1979, 1986, 1995, 1996, 2002



Casey Brockman re-wrote the Murray State and OVC record books during his four-year career (2009-12).

ALL-TIME COACHES

Coach	Years	Overall Record	OVC Record	OVC Titles	Playoff Appearances
Irby Koffman	1924	3-3-3 (.500)	-	-	-
Carlisle Cutchin	1925-30	37-11-4 (.750)	-	-	-
Ray Morgan	1931	5-3-1 (.611)	-	-	-
Roy Stewart	1932-40, 42, 44-45	60-33-11 (.630)	-	-	-
Jim Moore	1941, 46-47	16-11-1 (.589)	-	-	-
Fred Fautot	1948-55	43-29-3 (.593)	23-19-1 (.547)	3	-
Jim Cullivan	1956-59	12-26-1 (.321)	7-14-1 (.341)	0	-
Don Shelton	1960-66	26-41-3 (.393)	14-29-3 (.333)	0	-
Bill Furguson	1967-77	60-49-4 (.549)	36-38-3 (.487)	0	-
Mike Gottfried	1978-80	22-11-1 (.662)	12-7 (.632)	1	1
Frank Beamer	1981-86	42-23-2 (.642)	27-16 (.628)	1	1
Mike Mahoney	1987-92	23-41-1 (.362)	13-26 (.333)	0	0
Houston Nutt	1993-96	31-16 (.660)	24-8 (.750)	2	2
Denver Johnson	1997-99	21-12 (.636)	15-6 (.714)	0	0
Joe Pannunzio	2000-05	30-37 (.448)	20-22 (.476)	1	1
Matt Griffin	2006-09	11-34 (.244)	7-25 (.219)	0	0
Chris Hatcher	2010-present	18-15 (.545)	14-10 (.583)	0	0



Houck Stadium (10,000) - Opened in 1930.



SOUTHEAST MISSOURI STATE REDHAWKS



Dr. Kenneth Dobbins
President



Mark Alnutt
Athletics Director



Jeff Honza
Football Contact



Tony Samuel
Head Coach

2013 SCHEDULE

Aug. 29	at Southeastern Louisiana	7:00 p.m.
	<i>First meeting</i>	
Sept. 7	at Ole Miss	6:00 p.m.
	<i>Series tied 1-1; Last Meeting: Ole Miss won 17-0 (10/7/1908)</i>	
Sept. 21	vs. Southern Illinois (St. Louis, Mo.)	1:00 p.m.
	<i>Southeast leads 37-33-8; Last Meeting: SIU won 35-14 (9/15/12)</i>	
Sept. 28	UT Martin*	6:00 p.m.
	<i>Series tied 14-14; Last Meeting: UT Martin won 27-17 (10/20/12)</i>	
Oct. 5	at Tennessee State*	6:00 p.m.
	<i>Tennessee State leads 11-10; Last Meeting: TSU won 40-28 (10/13/12)</i>	
Oct. 12	Murray State*	1:00 p.m.
	<i>Murray State leads 38-8-1; Last Meeting: MSU won 42-35 (11/17/12)</i>	
Oct. 19	at Eastern Illinois* (TV: WEIU)	1:30 p.m.
	<i>Eastern Illinois leads 14-6; Last Meeting: EIU won 39-20 (11/10/12)</i>	
Oct. 26	Eastern Kentucky* (HC) (TV: ESPN3)	1:00 p.m.
	<i>Eastern Kentucky leads 20-3; Last Meeting: ECU won 31-7 (11/3/12)</i>	
Nov. 2	Urbana University	1:00 p.m.
	<i>First meeting</i>	
Nov. 9	Tennessee Tech*	1:00 p.m.
	<i>Tenn. Tech leads 12-9; Last Meeting: SEMO won 41-38 in OT (9/22/12)</i>	
Nov. 16	at Austin Peay*	1:00 p.m.
	<i>Southeast leads 11-6; Last Meeting: SEMO won 48-27 (10/27/12)</i>	
Nov. 23	at Jacksonville State* (TV: WJSX)	3:00 p.m.
	<i>Jacksonville State leads 12-5; Last Meeting: JSU won 31-16 (9/29/12)</i>	

* Denotes Ohio Valley Conference Matchup

Home Games in Bold HC - Homecoming

All Times Central and Subject to Change

QUICK FACTS

Basic Information

Location:	Cape Girardeau, Mo.
Enrollment:	11,729
Founded:	1873
Nickname:	Redhawks
Colors:	Red and Black
President:	Dr. Kenneth W. Dobbins
Athletic Director:	Mark Alnutt
Stadium (Capacity):	Houck Stadium (10,000)
Surface:	FieldTurf

Media Relations

Football Contact:	Jeff Honza
Office Phone:	(573) 651-2933
Cell Phone:	(618) 528-1145
Fax:	(573) 651-2810
Email:	jhonza@semo.edu
Web site:	GoSoutheast.com
Press Box Phone:	(573) 651-2191

Team Information

Offense:	Multiple
Defense:	4-3
Lettermen Returning/Lost:	40/23
Offensive Starters Returning:	6
Defensive Starters Returning:	3
Specialist Starters Returning:	1
2012 Record/OVC Record (Finish):	3-8/2-6 (7th)
Postseason:	none

All-Time Record/OVC Record:	433-491-36 (.470)/58-109 (.347)
Joined OVC:	1991
OVC Championships (Last):	1 (2010)
NCAA FCS Playoff Appearances (Last):	1 (2010)

PRESEASON DEPTH CHART

OFFENSE

WR	85	Paul McRoberts	6-3	185	So.
	80	D.J. Foster	6-4	185	Sr.
WR	4	Spencer Davis	5-8	175	Jr.
	81	Matt Bell	6-2	175	Sr.
OT	66	Ben Schmidt	6-4	270	Jr.
	79	Conrad Schmid	6-5	311	Sr.
OG	57	Kyle Finney	6-3	285	Jr.
	72	Colby Weist	6-0	260	R-Fr.
C	76	Corey Porter	6-1	290	Jr.
	75	William Jelks	6-1	280	Jr.
OG	70	Traven Mable	6-2	325	R-Fr.
	55	Nick Coffman	6-1	275	So.
OT	78	Donnie Bess	6-6	275	So.
	56	Garret Baker	6-2	270	R-Fr.
QB	17	Scott Lathrop	5-10	175	So.
	12	Kyle Snyder	5-11	190	R-So.
RB	3	Lennies McFerrer	5-9	205	Jr.
	13	Lewis Washington	5-10	215	So.
FB	30	Ron Coleman	5-11	250	Jr.
	37	Josh Nicks	6-1	225	Sr.
TE	87	Tyler French	6-2	265	Sr.
	84	Art Mueller	6-2	230	Sr.

DEFENSE

DE	92	Trent Peterson	6-3	255	Jr.
	91	Selwyn Carrol	6-2	255	R-Fr.
DT	53	Austin Black	6-0	255	R-Fr.
	90	Lucas Melo	6-1	290	Jr.
NT	68	Jon Slania	6-2	270	So.
	95	Zach Clouse	6-1	255	Jr.
DE	54	Travis Sanders	6-3	220	So.
	44	Lawrence Hills	6-3	230	So.
LB	15	Daniel Siehndel	6-2	222	Jr.
	45	Andy McNeel	6-1	200	So.
LB	52	George Neuhaus	6-1	225	Jr.
	34	Davis Smart	6-1	236	Jr.
LB	5	Wisler Ymonice	6-0	220	Jr.
	9	Terrance Hill	6-1	205	R-Fr.
CB	26	Tim Hamm-Bey	5-9	165	Jr.
	24	Cantrell Andrews	5-9	180	Sr.
SS	8	Sam Poole	5-11	185	So.
	23	Ron Davis	6-1	185	Jr.
FS	21	Ben Kargo	6-1	210	Sr.
	31	Josh Freeman	6-1	180	So.
CB	32	Reggie Jennings	5-11	185	Jr.
	14	David Coley	6-0	185	So.

SPECIAL TEAMS

PK	33	Joe Vucic	6-1	200	Sr.
P	33	Joe Vucic	6-1	200	Sr.
LS		Wade Wright	6-1	235	So.
KR	4	Spencer Davis	5-8	181	Jr.
	21	Ben Kargo	6-1	216	Sr.
PR	4	Spencer Davis	5-8	181	Jr.
	21	Ben Kargo	6-1	216	Sr.

Returning Starters in Bold

Key Losses

RB	Levi Terrell	
	<i>2nd Team All-OVC; 1,349 yards, 6 TD's</i>	
LB	Blake Peiffer	
	<i>OVC Defensive POTY; 117 tackles, 8.0 TFL, 2 FF</i>	
SS	Tylor Brock	
	<i>1st Team All-OVC; 81 tackles, 3.0 TFL, 4 INT's, 1 FF</i>	
FS	Branden Spann	
	<i>63 tackles, 2 INT, 2 FR</i>	
OT	Evan Conrad	

PLAYERS TO WATCH



SPENCER DAVIS

Junior • Wide Receiver
5-8 • 175 • Florissant, Mo.

After just two seasons in a Redhawk uniform, Davis already ranks among Southeast Missouri's career leaders in kick return yards (3rd - 1,445), kick return average (10th - 20.6 yards/return) and kick returns (4th - 70)...Davis needs only 494 yards to break the school's all-time career record in kick return yardage... Last season he caught 20 passes for 216 yards and a touchdown and carried the ball 13 times for 104 yards and another score...As a freshman in 2011 he caught 20 passes for 314 yards and three scores and rushed for 250 yards and another touchdown.



RON COLEMAN

Junior • Fullback
5-11 • 250 • Omaha, Neb.

Last season Coleman ranked fourth on the team in rushing in seven starts at fullback...He ran for 158 yards and two touchdowns on 33 carries, averaging 4.8 yards per rush...Coleman also caught two passes for 33 yards... In his first season with the team (2011), Coleman was second on the Redhawks team with 320 rushing yards on 83 carries (3.9 yards/carry)...He also scored five rushing touchdowns which was second on the team and caught 14 passes for 138 yards.

TEAM NOTES

• Southeast Missouri has become one of the top rushing teams in the OVC and Football Championship Subdivision in recent years. The Redhawks led the OVC and ranked among the top-10 in the FCS in that category each of the last three seasons. Southeast averaged 262.4 yards per game as the nation's No. 8 rushing team in 2012.

• Southeast has just eight seniors back with game experience from a year ago. Highlighting that group are starters D.J. Foster and Joe Vucic. Foster was the Redhawks top receiver with 37 catches for 498 yards and five touchdowns in 11 starts last season. Vucic ranked third in the OVC and 20th in the nation with 41.9 yards per punt in 2012. Vucic finished among the top-three punters in the OVC each of the last two years.

• The quarterback position will be interesting to watch this season. Ohio University transfer Kyle Snyder, who was sidelined with a torn ACL injury a year ago, made his return in the spring. Scott Lathrop and Blake Jackson are also back after taking all the snaps in Snyder's absence last season. Lathrop completed 91-of-158 passes for 1,025 yards and seven touchdowns, and rushed for 824 yards and seven TDs on 211 carries en route to garnering OVC Freshman of the Year and All-Newcomer honors. A finalist for the Jerry Rice Award, Lathrop finished eighth in the OVC with 1,824 total yards. Jackson saw action in eight games.

• The Redhawks bring back a total of 10 starters, including six on offense, three on defense and one on special teams. Offensively, FB Ron Coleman, WR Spencer Davis, WR D.J. Foster, QB Scott Lathrop, C Corey Porter and LT Ben Schmidt return. Defensively, CBs Reggie Jennings and Tim Hamm-Bey, along with LB Daniel Siehndel are back. Siehndel is the top returning tackler after ranking fifth on the team with 51 stops a year ago. Specialist Joe Vucic rounds out the group after starting the last three seasons at punter.

• On Sept. 21 the Redhawks will play rival Southern Illinois in the first-ever NCAA football game at Busch Stadium in St. Louis.

NUMERICAL ROSTER

No.	Name	Pos.	Ht.	Wt.	Yr.	Hometown (Last School)
1	Myles Littlejohn	S	5-9	189	Jr.	St. Louis, Mo. (St. Ambrose University)
2	Tyler Peoples	QB	6-1	181	Jr.	Glendale, Ariz. (Independence)
3	Lennies McFerren	RB	5-9	196	Jr.	Paris, Tenn. (Henry County)
4	Spencer Davis	WR/RS	5-8	181	Jr.	Florissant, Mo. (Hazelwood Central)
5	Wisler Ymonice	LB	6-0	222	Jr.	Auburndale, Fla. (Auburndale)
6	Darrius Darden-Box	ATH	5-10	172	R-Fr.	Nashville, Tenn. (Pearl-Cohn)
7	DeMichael Jackson	RB	5-11	196	So.	Louisville, Ky. (Jeffersonstown)
8	Sam Poole	CB	5-11	197	So.	O'Fallon, Ill. (O'Fallon)
9	Terrance Hill	LB	6-1	207	R-Fr.	Kansas City, Mo. (Raytown)
10	Blake Jackson	QB	6-0	194	So.	Houston, Texas (Dobie)
11	Paul McRoberts	WR	6-3	195	So.	St. Louis, Mo. (Soldan)
12	Kyle Snyder	QB	6-1	219	Jr.	Barberton, Ohio (Ohio University)
13	Lewis Washington	RB	5-10	238	So.	Arlington, Texas (Mansfield Summit)
14	David Coley	CB	6-0	195	So.	Inglewood, Calif. (Valley Christian)
15	Daniel Siehndel	LB	6-2	222	Jr.	Kansas City, Mo. (University of Northern Colorado)
16	Zach Levy	S	6-2	185	Sr.	St. Peters, Mo. (Francis Howell Central)
16	Chris Savage	QB	5-8	177	R-Fr.	Union, Mo. (Union)
17	Scott Lathrop	QB	5-10	183	So.	Warrenton, Mo. (Warrenton)
18	Colby Baker	S	5-11	176	R-Fr.	Hardee, Fla. (Hardee)
20	Garrett Schaefer	WR	5-7	127	So.	Scott City, Mo. (Scott City)
21	Ben Kargbo	SS	6-1	216	Sr.	Albany, N.Y. (University of Buffalo)
23	Ron Davis	S	6-1	187	Jr.	Compton, Calif. (Cerritos College)
24	Cantrell Andrews	DB	5-9	182	Sr.	Cape Girardeau, Mo. (Missouri Valley College)
25	Matt Starks	LB	5-11	205	Jr.	Paducah, Ky. (Lone Oak)
26	Tim Hamm-Bey	CB	5-9	175	Jr.	St. Louis, Mo. (Lindbergh)
29	Tyson Estes	RB	5-7	185	R-Fr.	Chaffee, Mo. (Chaffee)
30	Ron Coleman	FB	5-11	267	Jr.	Omaha, Neb. (North)
31	Josh Freeman	S	6-1	184	So.	Poplar Bluff, Mo. (Poplar Bluff)
32	Reggie Jennings	CB	5-11	183	Jr.	Westchester, Ill. (Nazareth Academy)
33	Joe Vucic	K/P	6-1	200	Sr.	Willoughby Hills, Ohio (Kent State)
34	David Smart	K/P	6-1	239	Jr.	Rogers, Ark. (Rogers)
35	Ryan McCrum	K	6-1	219	R-Fr.	St. Charles, Mo. (St. Charles West)
36	Eriq Moore	FS	5-11	193	R-Fr.	St. Louis, Mo. (Parkway Central)
37	Josh Nicks	FB	6-1	240	Sr.	Union City, Tenn. (Union City)
38	Peter Lloyd	WR	5-10	165	So.	Caruthersville, Mo. (Caruthersville)
41	Elijah Jackson	WR	6-1	200	Jr.	St. Louis, Mo. (Eureka)
43	Roper Garrett	LB	6-2	228	R-Fr.	Farmington, Mo. (Farmington)
44	Lawrence Hills	DE	6-3	223	So.	Jacksonville, Fla. (West Nassau)
45	Andy McNeel	LB	6-1	212	So.	Eureka, Mo. (Eureka)
46	Zach Cox	FB	6-1	224	R-Fr.	Owensboro, Ky. (Davieess County)
51	James Hubler	DE	6-2	229	Jr.	Doniphan, Mo. (Missouri Valley College)
52	George Neuhaus	LB	6-1	226	Jr.	Skokie, Ill. (Niles North)
53	Austin Black	DL	6-0	232	R-Fr.	Warrenton, Mo. (Warrenton)
54	Derek Gohn	LB/LS	6-0	214	Sr.	St. Louis, Mo. (Christian Brothers)
54	Travis Sanders	DE	6-3	246	So.	St. Clair, Mo. (St. Clair)
55	Nick Coffman	OL	6-1	284	So.	Pevely, Mo. (Jefferson County CC)
56	Garret Baker	OT	6-2	279	R-Fr.	Owensville, Mo. (Owensville)
57	Kyle Finney	OL	6-3	271	Jr.	Huntington Beach, Calif. (Orange Coast College)
65	Christian Guerrero	OL	6-4	280	R-Fr.	Chicago, Ill. (South Elgin)
66	Ben Schmidt	OT	6-4	260	Jr.	Cincinnati, Ohio (Oak Hills)
68	Jon Slania	DL	6-2	271	So.	Chicago, Ill. (South Elgin)
70	Traven Mable	G	6-2	325	So.	Willingboro, N.J. (Willingboro)
72	Colby Weist	OL	6-0	289	R-Fr.	Long Beach, Calif. (Woodrow Wilson)
75	William Jelks	OT	6-1	278	Jr.	Paris, Tenn. (Henry County)
76	Corey Porter	C	6-1	297	Jr.	Sikeston, Mo. (Sikeston)
78	Donnie Bess	OT	6-6	304	So.	Park Hills, Mo. (Central)
79	Conrad Schmid	OT	6-5	324	Sr.	Kremmen, Germany (Western Michigan)
80	D.J. Foster	WR	6-4	189	Sr.	Joliet, Ill. (Joliet West)
81	Matt Bell	WR	6-2	198	Sr.	St. Louis, Mo. (Mary Institute and Country Day)
82	Tyler Manne	WR	5-11	159	R-Fr.	St. Louis, Mo. (Lafayette)
83	Zach Hayes	TE	6-2	230	So.	St. Louis, Mo. (Mehlville)
84	Art Mueller	WR	6-2	237	Sr.	Eureka, Mo. (Eureka)
85	Wyky Jean	TE	6-1	218	Sr.	Ft. Lauderdale, Fla. (Calvary Christian Academy)
86	Michael Cooke	TE	6-2	235	R-Fr.	Alton, Ill. (Marquette)
87	Tyler French	TE	6-2	265	Sr.	Scottsdale, Ariz. (Phoenix College)
88	Mike Cyliax	WR	6-1	195	Jr.	St. Louis, Mo. (Oakville)
89	Terry Grigsby	WR	6-1	181	R-Fr.	Omaha, Neb. (North)
90	Lucas Melo	DT	6-1	291	Jr.	Lake Mary, Fla. (LA Pierce College)
91	Selwyn Carrol	DL	6-2	240	R-Fr.	Jacksonville, Fla. (Trinity Christian Academy)
92	Trent Peterson	DE	6-3	239	Jr.	Little Rock, Ark. (Milford Academy)
95	Zach Clouse	DT	6-1	257	So.	San Diego, Calif. (Grossmont College)
	Jimmy Broderick	DL	6-3	275	Fr.	St. Louis, Mo. (Oakville)
	Lance Bush	OL	6-1	235	Fr.	St. Louis, Mo. (Hazelwood East)
	Tyler Couch	OL	6-2	275	Fr.	Lebanon, Mo. (Lebanon)
	Mark Cushing	FB	5-11	225	Fr.	Wentzville, Mo. (Holt)
	Billy Dasher	OL	6-2	275	Fr.	Birmingham, Ala. (Oak Mountain)
	Luke Dougherty	FB	6-1	230	Fr.	Phenix City, Ala. (Glenwood)
	Stephen Dunn	TE	6-0	220	Fr.	Jackson, Mo. (Jackson)
	Justin Elias	DB	5-9	170	Jr.	Smiths, Ala. (Sierra College)
	Fletcher Evans	LB	6-3	235	Fr.	Champaign, Ill. (Centennial)
	Michael Ford	RB	5-11	185	Fr.	Alton, Ill. (Marquette Catholic)
	Rider Garrett	LB	6-1	195	Fr.	Farmington, Mo. (Farmington)
	Marlon Hampton	DT	6-2	285	Fr.	Webster Groves, Mo. (Webster Groves)
	Brandon Justin	DB	6-1	190	Jr.	Fairfield, Calif. (Laney College)
	Lawton Kietzman	TE	6-5	225	Fr.	Springfield, Ill. (Glenwood)
	Alex Knight	K/P	6-3	190	Fr.	Ft. Lauderdale, Fla. (St. Thomas Aquinas)
	Lloyd Laufli Time	DE	6-1	225	Fr.	Birmingham, Ala. (Oak Mountain)
	Jake McCandless	OL	6-0	275	Fr.	Newburgh, Ind. (Castle)
	Tyler McLemore	S	6-2	195	Fr.	Godfrey, Ill. (Alton)
	Chad Meredith	LB	6-5	220	Fr.	Louisville, Ky. (Christian Academy)
	Ryan Moore	DB	5-9	170	So.	St. Louis, Mo. (Missouri Western)
	Aaron Nix	LB	6-1	220	Fr.	Louisville, Ky. (Eastern)
	Gabe Phillips	OL	6-5	290	Fr.	Springfield, Ill. (Glenwood)
	John Popovich	DT	6-5	230	Fr.	Louisville, Ky. (Christian Academy)
	Alex Schwab	LB	6-1	210	Fr.	New Berlin, Wis. (West Allis Hale)
	Alex Snyder	OL	6-4	275	Fr.	Humble, Texas (St. Thomas)
	Luke Stevens	TE	6-4	230	Fr.	Jackson, Mo. (Jackson)
	Brendan Stewart	RB	5-11	210	Fr.	Carlinsville, Ill. (Carlinsville)
	Cale Svehla	DE	6-3	205	Fr.	Bellevue, Neb. (Bellevue West)
	Buck Wilson	CB	5-10	165	Fr.	Commerce, Texas (Commerce)
	Wade Wright	LS/C	6-1	235	So.	Surprise, Ariz. (Glendale CC)

ALPHABETICAL ROSTER

No.	Name	Pos.	Yr.
24	Cantrell Andrews	DB	Sr.
18	Colby Baker	S	R-Fr.
56	Garret Baker	OT	R-Fr.
81	Matt Bell	WR	Sr.
78	Donnie Bess	OT	So.
53	Austin Black	DL	R-Fr.
	Jimmy Broderick	DL	Fr.
	Lance Bush	OL	Fr.
91	Selwyn Carrol	DL	R-Fr.
95	Zach Clouse	DT	So.
55	Nick Coffman	OL	So.
30	Ron Coleman	FB	Jr.
14	David Coley	S	So.
86	Michael Cooke	TE	R-Fr.
	Tyler Couch	OL	Fr.
46	Zach Cox	FB	R-Fr.
	Mark Cushing	FB	Fr.
88	Mike Cyliax	WR	Fr.
6	Darrius Darden-Box	ATH	R-Fr.
	Billy Dasher	OL	Fr.
23	Ron Davis	S	Jr.
4	Spencer Davis	WR/RS	Jr.
	Luke Dougherty	FB	Fr.
	Stephen Dunn	TE	Fr.
	Justin Elias	DB	Jr.
29	Tyson Estes	RB	R-Fr.
	Fletcher Evans	LB	Fr.
57	Kyle Finney	OL	Jr.
	Michael Ford	RB	Fr.
80	D.J. Foster	WR	Sr.
31	Josh Freeman	S	So.
87	Tyler French	TE	Sr.
	Rider Garrett	LB	Fr.
43	Roger Garrett	LB	R-Fr.
54	Derek Gohn	LB/LS	Sr.
89	Terry Grigsby	WR	R-Fr.
65	Christian Guerrero	OL	R-Fr.
26	Tim Hamm-Bey	CB	Jr.
	Marlon Hampton	DT	Fr.
83	Zach Hayes	TE	So.
9	Terrance Hill	LB	R-Fr.
44	Lawrence Hills	DE	So.
51	James Hubler	DE	Jr.
10	Blake Jackson	QB	So.
7	DeMichael Jackson	RB	So.
41	Elijah Jackson	WR	Jr.
85	Wyky Jean	TE	Sr.
75	Williams Jelks	OT	Jr.
32	Reggie Jennings	CB	Jr.
	Brandon Justin	DB	Jr.
21	Ben Kargbo	SS	Sr.
	Lawton Kietzman	TE	Fr.
	Alex Knight	K/P	Fr.
17	Scott Lathrop	QB	So.
	Lloyd Laufli Time	DE	Fr.
16	Zach Levy	S	Sr.
1	Myles Littlejohn	S	Jr.
38	Peter Lloyd	WR	So.
70	Traven Mable	G	So.
82	Tyler Manne	WR	R-Fr.
	Jake McCandless	OL	Fr.
35	Ryan McCrum	K	R-Fr.
3	Lennies McFerren	RB	Jr.
	Tyler McLemore	S	Fr.
45	Andy McNeel	LB	So.
11	Paul McRoberts	WR	So.
90	Lucas Melo	DT	Jr.
	Chad Meredith	LB	Fr.
36	Eriq Moore	FS	R-Fr.
	Ryan Moore	DB	So.
84	Art Mueller	WR	Sr.
52	George Neuhaus	LB	Jr.
37	Josh Nicks	FB	Sr.
	Aaron Nix	LB	Fr.
2	Tyler Peoples	QB	Jr.
92	Trent Peterson	DE	Jr.
	Gabe Phillips	OL	Fr.
8	Sam Poole	CB	So.
	John Popovich	DT	Fr.
76	Corey Porter	C	Jr.
54	Travis Sanders	DE	So.
16	Chris Savage	QB	R-Fr.
20	Garrett Schaefer	WR	So.
79	Conrad Schmid	OT	Sr.
66	Ben Schmidt	OT	Jr.
	Alex Schwab	LB	Fr.
15	Daniel Siehndel	LB	Jr.
68	Jon Slania	DL	So.
34	David Smart	LB	Jr.
	Alex Snyder	OL	Fr.
12	Kyle Snyder	QB	R-Jr.
25	Matt Starks	LB	Jr.
	Luke Stevens	TE	Fr.
	Brendan Stewart	RB	Fr.
	Cale Svehla	DE	Fr.
33	Joe Vucic	K/P	Sr.
13	Lewis Washington	RB	So.
72	Colby Weist	OL	R-Fr.
	Buck Wilson	CB	Fr.
	Wade Wright	LS/C	So.
5	Wisler Ymonice	LB	Jr.



In 2010 Tony Samuel led the Southeast Missouri State Redhawks to its first OVC Championship and first playoff berth (at any level) on his way to winning the Eddie Robinson Award as National Coach of the Year.

TONY SAMUEL

HEAD COACH

8TH SEASON (16TH OVERALL)

62-108 CAREER RECORD

28-51 AT SOUTHEAST MISSOURI

Birthdate: Nov. 14, 1955

Hometown: Jersey City, N.J.

College: Nebraska, 1981 (Education)

Family: Wife - Tamara

Children - Travis, Serena, Phillip, Karisa, Terryn

Career Record

Year	School	Overall	Conf. (Finish)
1997	New Mexico State	2-9	0-5 (6th)
1998	New Mexico State	3-8	1-4 (6th)
1999	New Mexico State	6-5	3-3 (3rd-t)
2000	New Mexico State	3-8	1-4 (4th-t)
2001	New Mexico State	5-7	4-2 (3rd)
2002	New Mexico State	7-5	5-1 (2nd)
2003	New Mexico State	3-9	2-5 (7th)
2004	New Mexico State	5-6	4-3 (3rd-t)
2006	Southeast Missouri	4-7	2-6 (7th)
2007	Southeast Missouri	3-8	1-7 (7th-t)
2008	Southeast Missouri	4-8	2-6 (7th-t)
2009	Southeast Missouri	2-9	1-7 (8th)
2010	Southeast Missouri	9-3	7-1 (1st)
2011	Southeast Missouri	3-8	2-6 (7th-t)
2012	Southeast Missouri	3-8	2-6 (7th)

CAREER HIGHLIGHTS

• After leading Southeast Missouri to a 9-3 overall record, 7-1 OVC mark and OVC Championship, a Top 10 national ranking and a berth in the FCS Playoffs in 2010, Samuel earned the Sports Network's Eddie Robinson Award which goes to the National Coach of the Year. He was the second coach from the OVC to earn the honor (following Houston Nutt in 1995).

• The playoff berth in 2010 was the first for the program at any level in its 104-year history of football. The team also reached as high as No. 7 in the polls before finishing the year ranked 13th.

• Samuel has a wealth of experience, both as a player and coach, to the profession. After a playing career under Tom Osborne at Nebraska (1974-77), Samuel was an assistant coach at Western Michigan (1982-83), Stanford (1984-85) and Nebraska (1998-96) before taking over the head coach duties at New Mexico State for eight years (1997-04). He was also an assistant coach at Purdue for one season (2005) before becoming head coach at Southeast Missouri.

• Samuel has participated in 15 Bowl Games as a player or coach. That includes the 1994 and 1995 Orange Bowls, where Nebraska won back-to-back national championships.

• As a player for the Cornhuskers, Samuel was a member of Osborne's first recruiting class and was a two-year starter at defensive end. He played in four bowl games (Sugar, Fiesta, Astro Bluebonnet and Liberty) and earned honorable mention All-Big Eight honors as a senior in 1977.

• In his tenure at NMSU, led the team to only its third winning season in 32 years with a 6-5 mark in 1999. Also helped the Aggies program set records for total and average attendance.

• Samuel was born in Trinidad, West Indies but moved to Jersey City, N.J. at age 10.

ASSISTANT COACHES

Asst. Head Coach/Offensive Coordinator: Tim McGuire
 Alma Mater:Nebraska, 1975 (8th season)

Defensive Coordinator/Linebackers:Brian Mohnsen
 Alma Mater: Nebraska, 1992 (3rd season)

Running Backs/Special Teams:.....Chris Norris
 Alma Mater: Nebraska-Omaha, 1999 (8th season)

Offensive Line:.....Brian Boerboom
 Alma Mater:Nebraska, 1992 (7th season)

Wide Receivers:.....Salim Powell
 Alma Mater: Southeast Missouri, 2009 (3rd season)

Quarterbacks/Recruiting Coordinator:Tyler Hennes
 Alma Mater: Emporia State, 2007 (3rd season)

Defensive Backs:.....Kenny Wilhite
 Alma Mater:Nebraska, 1992 (6th season)

Safeties:.....Nick Stauffer
 Alma Mater: Southeast Missouri, 2008 (5th season)

Offensive Assistant:.....Bryan Curry
 Alma Mater: Southeast Missouri, 2010 (1st season)

Director of Football Operations:Joe Uhls
 Alma Mater: Southeast Missouri, 2012 (1st season)

2012 TEAM STATISTICS

	<u>SEMO</u>	<u>Opponent</u>				
SCORING	283	366				
Points Per Game	25.7	33.3				
FIRST DOWNS	229	246				
Rushing	160	110				
Passing	51	130				
Penalty	18	6				
RUSHING YARDAGE	2886	2118				
Yards Gained Rushing	3245	2284				
Yards Lost Rushing	359	166				
Rushing Attempts	589	420				
Average Per Rush	4.9	5.0				
Average Per Game	262.4	192.5				
TDs Rushing	23	26				
PASSING YARDAGE	1061	2693				
Comp-Att-Int	95-169-5	230-354-13				
Average Per Pass	6.3	7.6				
Average Per Catch	11.2	11.7				
Average Per Game	96.5	244.8				
TDs Passing	8	21				
TOTAL OFFENSE	3947	4811				
Total Plays	758	774				
Average Per Play	5.2	6.2				
Average Per Game	358.8	437.4				
TIME OF POSSESSION/GAME	32:09	27:51				
3RD DOWN CONVERSIONS	66/155	81/148				
3rd-Down Pct.	43%	55%				
4TH DOWN CONVERSIONS	8/17	8/13				
4th-Down Pct.	47%	62%				
RED-ZONE SCORES	36-46 (78%)	38-50 (76%)				
RED-ZONE TOUCHDOWNS	25-46 (54%)	31-50 (62%)				
PAT-ATTEMPTS	32-34 (94%)	42-45 (93%)				
ATTENDANCE	27,384	53,606				
Games/Avg. Per Game	5/5,477	6/8,934				
Neutral Site Games	-	0/0				
<u>SCORE BY QUARTERS</u>	<u>1st</u>	<u>2nd</u>	<u>3rd</u>	<u>4th</u>	<u>OT</u>	<u>Total</u>
Southeast Missouri	65	74	52	82	10	283
Opponents	85	105	58	111	7	366

2012 INDIVIDUAL STATISTICS

RUSHING						
<u>Player</u>	<u>G</u>	<u>Att.</u>	<u>Yds.</u>	<u>Avg.</u>	<u>TD</u>	<u>Yds./G</u>
Levi Terrell	11	231	1349	5.8	6	122.6
Scott Lathrop	11	211	824	3.9	7	74.9
Renard Celestin	11	40	252	6.3	4	22.9
Ron Coleman	8	33	158	4.8	2	19.8
Blake Jackson	8	30	119	4.0	1	14.9
PASSING						
<u>Player</u>	<u>G</u>	<u>Cmp.-Att.</u>	<u>Pct.</u>	<u>Yds.</u>	<u>TD/Int.</u>	<u>Avg.</u>
Scott Lathrop	11	91-158	57.6	1025	7/5	93.2
Blake Jackson	8	4-9	44.4	36	1/0	4.5
RECEIVING						
<u>Player</u>	<u>G</u>	<u>No.</u>	<u>Yds.</u>	<u>Avg.</u>	<u>TD</u>	<u>Yds./G</u>
D.J. Foster	11	37	498	13.5	5	45.3
Spencer Davis	11	20	216	10.8	1	19.6
Paul McRoberts	9	11	138	12.5	2	15.3
Renard Celestin	11	9	23	2.6	0	2.1
Matt Bell	11	7	80	11.4	0	7.3
SCORING						
<u>Player</u>	<u>G</u>	<u>TD</u>	<u>Xpt.</u>	<u>FG</u>	<u>Pts.</u>	<u>Pts./G</u>
Drew Geldbach	11	-	32-34	15-22	77	7.0
Scott Lathrop	11	7	-	-	42	3.8
Levi Terrell	11	6	-	-	36	3.3
D.J. Foster	11	5	-	-	30	2.7
Renard Celestin	11	4	-	-	24	2.2
TACKLES						
<u>Player</u>	<u>G</u>	<u>Solo</u>	<u>Asst.</u>	<u>Total</u>	<u>TFL</u>	<u>Sacks</u>
Blake Peiffer	11	60	57	117	8.0	0
Tylor Brock	11	49	32	81	3.0	0
Branden Spann	11	37	26	63	0.5	0
Darrick Borum	10	26	30	56	3.0	1.0
Daniel Siehndel	11	23	28	51	3.0	0
INTERCEPTIONS						
<u>Player</u>	<u>G</u>	<u>No.</u>	<u>Yds.</u>	<u>Avg.</u>	<u>TD</u>	<u>PBU</u>
Tylor Brock	11	4	108	27.0	0	4
Reggie Jennings	11	2	38	19.0	0	4
George Neuhaus	11	2	19	9.5	0	0
Branden Spann	11	2	119	59.5	1	2
Darrick Borum	10	2	41	20.5	1	2

Returning Players in Bold

2012 SCHEDULE AND RESULTS

<u>Date</u>	<u>Opponent</u>	<u>Result</u>	<u>Attendance</u>
8/30	at Central Michigan	L, 38-27	15,250
9/8	Mars Hill College	W, 30-18	4,912
9/15	at Southern Illinois	L, 35-14	9,612
9/22	Tennessee Tech*	W, 41-38 (2OT)	8,327
9/29	at Jacksonville State*	L, 31-16	16,842
10/13	#18 Tennessee State*	L, 40-28	4,800
10/20	UT Martin*	L, 27-17	5,820
10/27	at Austin Peay*	W, 48-27	4,028
11/3	#23 Eastern Kentucky*	L, 31-7	3,525
11/10	at Eastern Illinois*	L, 39-20	5,575
11/17	at Murray State*	L, 42-35	2,299

* - Ohio Valley Conference Contest

Home Games in Bold



TEAM RECORDS

INDIVIDUAL RUSHING

Most Attempts

Game: 40 - Kelvin Anderson vs. Austin Peay (1993)
Season: 305 - Henry Harris (2010)
Career: 637 - Walter Smallwood (1965-68)

Most Yards

Game: 293 - Henry Harris vs. SW Baptist (2010)
Season: 1,735 - Henry Harris (2010)
Career: 3,392 - Kelvin Anderson (1992-94)

INDIVIDUAL PASSING

Most Attempts

Game: 63 - Mke Haley vs. Kent State (2005)
Season: 466 - Andrew Goodenough (2004)
Career: 885 - Jason Liley (1989-92)

Most Completions

Game: 34 - Andrew Goodenough vs. EIU (2004)
34 - Mike Haley vs. Kent State (2005)
Season: 279 - Andrew Goodenough (2004)
Career: 556 - Jason Liley (1989-92)

Most Yards

Game: 429 - Jack Tomco vs. UT Martin (2002)
Season: 3,132 - Jack Tomco (2002)
Career: 6,179 - Jason Liley (1989-92)

INDIVIDUAL RECEIVING

Most Receptions

Game: 14 - Farron Haley vs. Lincoln (1989)
Season: 87 - Willie Ponder (2002)
Career: 181 - Darrell Pilon (1988-91)

Most Receiving Yards

Game: 211 - Art Miller vs. Evansville (1969)
Season: 1,453 - Willie Ponder (2002)
Career: 2,543 - Willie Ponder (2001-02)



Henry Harris was named an All-American and OVC Offensive Player of the Year after a record-breaking season in 2010. Harris set the Redhawks single season rushing record with 1,735 yards, the fourth-highest mark in OVC history.

YEAR-BY-YEAR RESULTS

YEAR	ALL	OVC	COACH	YEAR	ALL	OVC	COACH
1904	2-0	--	--	1959	7-2	--	Kenneth Knox
1905	2-1	--	--	1960	6-4	--	Kenneth Knox
1906	2-3-1	--	--	1961	5-5	--	Kenneth Knox
1907	1-3	--	--	1962	7-3	--	Kenneth Knox
1908	0-3	--	--	1963	4-6	--	Kenneth Knox
1909	1-1	--	--	1964	5-5	--	Kenneth Knox
1910	1-1	--	--	1965	2-8	--	Kenneth Knox
1911	2-2	--	--	1966	5-5	--	Kenneth Knox
1912	2-2	--	--	1967	8-2	--	Kenneth Knox
1913	1-3-1	--	--	1968	6-4	--	Tom Thrower
1914	No games played		--	1969	8-2	--	Tom Thrower
1915	2-4	--	F. Courleaux	1970	5-5	--	Tom Thrower
1916	4-5	--	F. Courleaux	1971	7-3-1	--	Tom Thrower
1917	2-2-1	--	F. Courleaux	1972	5-4-1	--	Tom Thrower
1918	2-0	--	F. Courleaux	1973	6-4	--	Tom Thrower
1919	2-4	--	F. Courleaux	1974	7-4	--	Jim Lohr
1920	0-4	--	F. Courleaux	1975	7-4	--	Jim Lohr
1921	1-4-2	--	F. Courleaux	1976	7-3-1	--	Jim Lohr
1922	5-2-1	--	F. Courleaux	1977	7-3-1	--	Jim Lohr
1923	4-3	--	F. Courleaux	1978	6-5	--	Jim Lohr
1924	3-5	--	F. Courleaux	1979	6-4-1	--	Jim Lohr
1925	4-2-2	--	F. Courleaux	1980	4-7	--	Jim Lohr
1926	0-6-1	--	F. Courleaux	1981	2-9	--	Jim Lohr
1927	1-5-2	--	F. Courleaux	1982	5-5-1	--	Jim Lohr
1928	1-5-1	--	F. Courleaux	1983	1-9	--	Jim Lohr
1929	3-3-1	--	F. Courleaux	1984	1-10	--	Bob Smith
1930	1-6-1	--	George Flamank	1985	4-7	--	Bob Smith
1931	2-8	--	George Flamank	1986	6-5	--	Bob Smith
1932	2-6-1	--	Abe Stuber	1987	6-4-1	--	Bob Smith
1933	5-3-1	--	Abe Stuber	1988	6-4	--	Bill Maskill
1934	8-1	--	Abe Stuber	1989	7-4	--	Bill Maskill
1935	7-2	--	Abe Stuber	1990	7-3	--	John Mumford
1936	4-5	--	Abe Stuber	1991	3-8	3-4	John Mumford
1937	9-0	--	Abe Stuber	1992	2-9	2-6	John Mumford
1938	3-5	--	Abe Stuber	1993	3-8	2-6	John Mumford
1939	5-3-1	--	Abe Stuber	1994	7-5	5-3	John Mumford
1940	4-5-1	--	Abe Stuber	1995	5-6	5-3	John Mumford
1941	4-4-1	--	Abe Stuber	1996	3-8	3-5	John Mumford
1942	6-2	--	Abe Stuber	1997	4-7	1-6	John Mumford
1943	4-2	--	Abe Stuber	1998	3-8	2-5	John Mumford
1944	3-4	--	Abe Stuber	1999	3-8	2-5	John Mumford
1945	No games played		--	2000	3-8	1-6	Tim Billings
1946	8-0-1	--	Abe Stuber	2001	4-7	1-5	Tim Billings
1947	2-6-1	--	Wayne Goddard	2002	8-4	4-2	Tim Billings
1948	0-7-2	--	Wayne Goddard	2003	5-7	5-3	Tim Billings
1949	2-7	--	Wayne Goddard	2004	3-8	3-5	Tim Billings
1950	4-5-1	--	Wayne Goddard	2005	2-9	2-6	Tim Billings
1951	2-5-1	--	Wayne Goddard	2006	4-7	2-6	Tony Samuel
1952	4-4	--	Kenneth Knox	2007	3-8	1-7	Tony Samuel
1953	4-3-2	--	Kenneth Knox	2008	4-8	2-6	Tony Samuel
1954	7-2	--	Kenneth Knox	2009	2-9	1-7	Tony Samuel
1955	9-0	--	Kenneth Knox	2010	9-3	7-1	Tony Samuel
1956	2-7	--	Kenneth Knox	2011	3-8	2-6	Tony Samuel
1957	6-2-1	--	Kenneth Knox	2012	3-8	2-6	Tony Samuel
1958	7-1-1	--	Kenneth Knox				

OVC Championships (1)


2010

NCAA FCS Playoff Appearances (1)

2010

ALL-TIME COACHES

Coach	Years	Overall Record	OVC Record	OVC Titles	Playoff Appearances
F. Courleaux	1915-29	34-53-11 (.347)	-	-	-
George Flamank	1930-31	3-14-1 (.166)	-	-	-
Abe Stuber	1932-46	72-46-6 (.600)	-	-	-
Wayne Goddard	1947-51	10-30-5 (.222)	-	-	-
Kenneth Knox	1952-67	89-58-4 (.583)	-	-	-
Tom Thrower	1968-73	32-22-2 (.607)	-	-	-
Jim Lohr	1974-83	52-53-4 (.477)	-	-	-
Bob Smith	1984-87	17-26-1 (.386)	-	-	-
Bill Maskill	1988-89	13-8-0 (.619)	-	-	-
John Mumford	1990-99	40-70 (.364)	25-43 (.368)	0	0
Tim Billings	2000-05	25-43 (.321)	16-27 (.372)	0	0
Tony Samuel	2006-present	28-51 (.215)	17-38 (.309)	1	1



LP Field (69,143) - Opened in 1999/Hale Stadium (15,000) - Reopened in 2012



TENNESSEE STATE TIGERS



Dr. Glenda Glover
President



Teresa Phillips
Athletics Director



Alex Mitchell
Football Contact



Rod Reed
Head Coach

2013 SCHEDULE

Sept. 1 Bethune-Cookman #%(TV: ESPN3) 7:00 p.m.
Tennessee State leads 6-1; Last Meeting: TSU won 21-14 (9/22/12)
Sept. 7 at Florida A&M 1:00 p.m.
Tennessee State leads 26-25-1; Last Meeting: TSU won 17-14 (9/1/12)
Sept. 14 vs. Jackson State \$ 6:00 p.m.
Tennessee State leads 24-20-2; Last Meeting: TSU won 38-12 (9/8/12)
Sept. 21 at Tennessee Tech* (TV: ESPN3) 7:00 p.m.
Tennessee State leads 15-10; Last Meeting: TSU won 22-21 (10/27/12)
Sept. 28 vs. Central State ! 2:00 p.m.
Tennessee State leads 27-7; Last Meeting: CSU won 35-14 (10/7/90)
Oct. 5 Southeast Missouri* % 6:00 p.m.
Tennessee State leads 11-10; Last Meeting: TSU won 40-28 (10/13/12)
Oct. 12 at Jacksonville State* (TV: WJXS) 3:00 p.m.
Jacksonville State leads 7-1; Last Meeting: JSU won 31-28 in OT (10/20/12)
Oct. 19 at UT Martin* (TV: WLJT) 1:00 p.m.
Tennessee State leads 14-8; Last Meeting: UTM won 35-26 (11/17/12)
Oct. 26 Eastern Illinois* (HC) % 4:00 p.m.
Eastern Illinois leads 9-7; Last Meeting: TSU won 18-17 (11/5/11)
Nov. 2 at Eastern Kentucky* (TV: ESPN3) 12:00 p.m.
Eastern Kentucky leads 20-5; Last Meeting: TSU won 23-20 (10/5/12)
Nov. 9 Austin Peay* @ 2:00 p.m.
Tennessee State leads 9-6; Last Meeting: TSU won 34-14 (9/15/12)
Nov. 16 Murray State* % 2:00 p.m.
Murray State leads 13-11; Last Meeting: MSU won 49-28 (11/3/12)

* Denotes OVC Matchup

HC - Homecoming

Home Games in Bold; All Times Central and Subject to Change

% - Game Played at LP Field @ - Game Played at Hale Stadium

- John Merritt Classic (Nashville, Tenn.)

\$ - Southern Heritage Classic (Memphis, Tenn.)

! - Gateway Classic (St. Louis, Mo.)

QUICK FACTS

Basic Information

Location: Nashville, Tenn.
 Enrollment: 9,165
 Founded: 1912
 Nickname: Tigers
 Colors: Royal Blue and White
 President: Dr. Glenda Glover
 Athletic Director: Teresa Phillips
 Stadium (Capacity): LP Field (69,143)/W.J. Hale Stadium (15,000)
 Surface: Tifsport Bermuda Sod/Bermuda Sod

Media Relations

Football Contact: Alex Mitchell
 Office Phone: (615) 963-5674
 Cell Phone: (770) 309-1760
 Fax: (615) 963-7692
 Email: jmitch18@tnstate.edu
 Web site: www.TSUTigers.com
 Press Box Phone: (615) 565-4450/TBA

Team Information

Offense: Spread/Pro Style
 Defense: 4-3
 Lettermen Returning/Lost: 64/17
 Offensive Starters Returning: 7
 Defensive Starters Returning: 11
 Specialist Starters Returning: 4
 2012 Record/OVC Record (Finish): 8-3/4-3 (5th)
 Postseason: none

All-Time Record/OVC Record: 592-281-26 (.673)/83-95 (.466)
 Joined OVC: 1988
 OVC Championships (Last): 2 (1999)
 NCAA FCS Playoff Appearances (Last): 4 (1999)

PRESEASON DEPTH CHART

OFFENSE

WR	11	Devin Wilson	6-3	195	Sr.
	13	Dantwan O'Neal	6-3	215	Fr.
WR	7	Lavataie Kelly	6-1	180	Fr.
	9	Chris Sanders-McCollum	6-5	200	Fr.
OT	79	Deshawn Byrd	6-5	320	Sr.
	77	Anthony Morris	6-6	290	Jr.
OG	73	Kadeem Edwards	6-4	290	Sr.
	74	Kevin Kenton	6-2	290	R-Fr.
C	65	Demetrius Rhaney	6-2	300	Sr.
	62	Jhaquelle Love	6-2	300	So.
OG	75	James Lewis	6-4	310	So.
	69	Derek Sibley	6-4	301	Jr.
OT	70	Robert Myers	6-5	310	Jr.
	58	Kilu Fontaine-Ellis	6-3	275	R-Fr.
QB	12	Michael German	6-2	215	Jr.
	10	Ronald Butler	6-3	180	Fr.
RB	18	Telvin Hooks	5-10	190	So.
	30	Adam Davenport	5-11	215	Fr.
FB	41	Vernon Frett	5-10	250	Sr.
	38	Ashton Westmoreland	6-0	250	Fr.
TE	1	A.C. Leonard	6-4	245	Jr.
	81	Joe Bowns	6-5	230	So.

DEFENSE

DE	14	Antonio Harper	6-3	245	Sr.
	31	Detorrius Shipley	6-3	230	Jr.
DT	93	Samquan Evans	6-0	280	Jr.
	92	Baron Poole, II	6-3	270	Fr.
NT	90	Dinsdale Jackson	6-3	290	So.
	57	Michael Murphy	6-4	318	Sr.
DE	55	Anthony Bass	6-2	230	Jr.
	48	Marquaveus Jackson	6-4	270	Sr.
LB	8	Wilson Robinson	6-3	218	Sr.
	53	Justin North	6-2	230	Fr.
LB	42	Nick Thrasher	6-2	240	Jr.
	44	Mike West	6-0	245	Jr.
LB	10	Gregory Barksdale	6-2	215	Sr.
	52	Antonio Justice, Jr.	6-1	212	R-Fr.
CB	22	Steven Godbolt III	6-1	180	Jr.
	24	Bernell Brooks	6-0	170	So.
FS	28	David Van Dyke	6-0	185	Sr.
	21	Andrew Taylor	5-10	185	Sr.
SS	46	Daniel Fitzpatrick	6-2	190	Jr.
	27	Harold Watson	6-1	206	Jr.
CB	3	De'Ante Saunders	5-11	200	Jr.
	5	Ronnie Vinson	5-11	185	Jr.

SPECIAL TEAMS

PK	43	Jamin Godfrey	6-0	180	Sr.
P	43	Jamin Godfrey	6-0	180	Sr.
HO	11	Devin Wilson	6-3	195	Sr.
KR	15	Weldon Garlington	5-7	143	Jr.
	20	Martine Stevenson	5-10	170	Jr.
PR	15	Weldon Garlington	5-7	143	Jr.
	20	Martine Stevenson	5-10	170	Jr.

Returning Starters in Bold

Key Losses

RB	Trabis Ward
	1st Team All-OVC; 1,422 yards rushing, 15 TD's
OG	Rogers Gaines
	All-American; 1st Team All-OVC
OC	Sherman Carter
	1st Team All-OVC
WR	Travis James
	55 catches, 730 yards, 3 TD's

PLAYERS TO WATCH

STEVEN GODBOLT III

Junior • Defensive Back
6-1 • 180 • Cross City, Fla.

First-Team Preseason All-American by the Sports Network...OVC Preseason Defensive Player of the Year...Named an All-American by Associated Press (3rd Team), College Sporting News, Phil Steele (2nd Team) and Sports Network (2nd Team) following the 2012 season...Was a first-team All-OVC pick...Ranked first nationally in interceptions/game (0.60), picking off six total passes...Ranked 13th nationally in passes defended/game (1.20)...Also had 45 tackles, six pass breakups and two forced fumbles in leading TSU to an 8-3 overall record.



KADEEM EDWARDS

Senior • Offensive Guard
6-4 • 290 • Sanford, Fla.

Named a third-team Preseason All-American by the Sports Network...Preseason All-OVC Team...Was a first-team All-OVC selection last season...Was a key part of Tennessee State rushing attack that ranked 36th nationally in rushing offense (175.73 yards/game)...Overall Tennessee State ranked 25th nationally in total offense (426.64 yards/game)...Was a second-team All-OVC selection following the 2011 season.



TEAM NOTES

• Tennessee State will return all 11 starters from a defensive squad that led the OVC in total defense in 2012 (361 y/pg). Second Team All-OVC selection Nick Thrasher will once again captain the defense from the middle linebacker position, a year removed from leading the squad with 105 stops and 9.0 tackles for loss. Fellow OVC Second Teamer Antonio Harper highlights the returnees on the defensive line as the Memphis native led the Tigers in sacks (4) and was second on the team in tackles for loss (6.5) in 2012. The secondary is highlighted by First Team All-OVC cornerback Steven Godbolt III and Second Team selection safety Daniel Fitzpatrick who combined for 106 tackles and seven interceptions- six by Godbolt. Even with returning all 11 starters, the Tigers' defense still only has seven seniors listed on the two-deep depth chart.

• Entering the 2013 season, Tennessee State will return three starters on the offensive line. The good news for TSU is that one of those returnees is All-OVC left guard Kadeem Edwards. The bad news is that the Tigers will be without left tackle Rogers Gaines and center Sherman Carter who are now in NFL training camps with the Baltimore Ravens and San Francisco 49ers, respectively. Expected to replace Gaines on the left side is senior Deshawn Byrd who on paper (six-foot-five, 320 lbs.) might be able to fill Gaines's large shoes. This will be Byrd's first year of eligibility at TSU since transferring from now-defunct Grand Rapids Community College. The coaching staff is giving senior and ex-right guard Demetrius Rhaney a shot at replacing Carter in the middle of the line. Last season, Rhaney started every game for TSU and helped the Tigers rush for 175 yards per contest. Rhaney's move to center means a hole opens up at right guard, a hole that incoming Vanderbilt transfer James Lewis is pegged to fill. At Vandy, Lewis played in four games after redshirting a year. Right tackle Robert Myers returns after starting eight games last season.

• Last season, defensive back Steven Godbolt III led all of FCS in interceptions with six. His performance earned him All-American honors by four publications and is already on several Player of the Year Watch Lists. The pressure of the microscope will be on the now redshirt junior this year to see if he can duplicate his performance. Fortunately for Godbolt, teams will not have the luxury of throwing away from him as TSU returns all of its secondary from a year ago. The Tigers also bring in former Florida Gator De'Ante "Pop" Sanders to play at the other cornerback spot. In one season at Gainesville, Sanders made nine starts, had 26 tackles, picked off two passes, forced and recovered a fumble. TSU has had success with University of Florida players (see All-American A.C. Leonard), so expect the OVC's top-ranked pass defense to be even better in 2013.

NUMERICAL ROSTER

No.	Name	Pos.	Ht.	Wt.	Yr.	Hometown (Last School)
1	A.C. Leonard	TE	6'4	245	Jr.	Jacksonville, Fla. (University of Florida)
2	Lamar McKnight	QB	6'3	190	Jr.	Jersey City, N.J. (Contra Costa CC)
3	De'Ante Saunders	DB	5'11	200	Jr.	Deland, Fla. (University of Florida)
5	Ronnie Vinson	DB	5'11	185	Jr.	New Orleans, La. (LSU)
7	Lavataie Kelly	WR	6'1	180	Fr.	Miami, Fla. (McArthur)
8	Wilson Robinson	LB	6'3	218	Sr.	Birmingham, Ala. (Spain Park)
9	Chris Sanders-McCollum	WR	6'5	200	Fr.	Fairburn, Ga. (Creekside)
10	Gregory Barksdale	LB	6'2	215	Sr.	University Park, Ill. (Northern Illinois Univ.)
10	Ronald Butler	QB	6'3	180	Fr.	Tallahassee, Fla. (Lincoln)
11	Devin Wilson	WR	6'3	195	Sr.	Nashville, Tenn. (Pope John Paul II)
12	Michael German	QB	6'2	215	Jr.	Pompano Beach, Fla. (Blanche Ely)
13	Dantwan O'Neal	WR	6'3	212	Fr.	Deland, Fla. (Deland)
14	Antonio Harper	DE	6'3	245	Sr.	Memphis, Tenn. (Troy University)
14	Holt Claiborne	QB	6'2	180	Sr.	Huntsville, Ala. (Alabama State University)
15	Weldon Garlington	WR/KR	5'10	160	Jr.	Antioch, Tenn. (Brentwood Academy)
16	Wesley Samuels	TE	6'4	235	Sr.	Birmingham, Ala. (Minor)
17	Patrick Smith	QB	6'0	185	Fr.	Memphis, Tenn. (Whitehaven)
18	Telvin Hooks	RB	5'10	190	So.	Edgewater, Fla. (New Smyrna Beach)
19	Darion Hall	RB	5'11	195	Jr.	Naples, Fla. (University of Miami)
20	Martine Stevenson	RB	5'10	170	Jr.	Detroit, Mich. (Martin Luther King)
21	Andrew Taylor	DB	5'10	185	Sr.	Dallas, Texas (Lincoln)
22	Steven Godbolt III	DB	6'1	180	Jr.	Cross City, Fla. (Dixie County)
23	Khari Lewis	RB	5'10	180	Fr.	Tallahassee, Fla. (Florida High)
24	Bernell Brooks	DB	6'0	170	So.	New Orleans, La. (Clark)
25	Kaylen Pearson	RB	5'11	175	So.	Lenoir City, N.C. (Hibriten)
26	Denzel Armstrong	DB	5'9	165	So	Gallatin, Tenn. (Gallatin)
27	Harold Watson	DB	6'1	206	Jr.	Brownsville, Tenn. (Haywood County)
28	David Van Dyke	DB	6'0	185	Sr.	Miami, Fla. (Booker T. Washington)
29	Afolabi Laguda	DB	6'2	190	Fr.	Lilburn, Ga. (Brookwood)
30	Adam Davenport	RB	5'11	215	Fr.	Murfreesboro, Tenn. (Navy)
31	Detorrius Shipley	DE	6'3	230	Jr.	Birmingham, Ala. (Huffman)
32	Tim Broughton	RB	5'10	190	Sr.	Mobile, Ala. (Glendale CC)
33	Mark Reeves	LB	6'0	225	Fr.	Atlanta, Ga. (Grady)
34	Tevin Spells	RB	5'9	200	Fr.	Delray Beach, Fla. (Atlantic)
35	Jeremy Coffey	RB	6'0	210	Jr.	Spring Hill, Tenn. (Brentwood)
36	Andrew Dale	DB	6'2	190	So.	Murfreesboro, Tenn. (Riverdale)
37	Victor Fletcher	DB	5'9	180	R-Fr.	Nashville, Tenn. (Hunters Lane)
38	Ashton Westmoreland	FB	6'0	250	Fr.	Hendersonville, Tenn. (Beech)
39	Terrance Harris, II	FB	6'1	250	Fr.	Nashville, Tenn. (Montgomery Bell Academy)
40	Jarron Guthrie	LB	6'1	210	Sr.	Nashville, Tenn. (Hunters Lane)
41	Vernon Frett	FB	5'10	250	Sr.	Orlando, Fla. (Mars Hill College)
42	Nick Thrasher	LB	6'2	240	Jr.	Morrow, Ga. (Mt. Zion)
43	Jamin Godfrey	K/P	6'0	180	Sr.	Englewood, Tenn. (McMinn Central)
44	Mike West	LB	6'0	245	Jr.	Cross City, Fla. (Dixie County)
45	Everett Nicholas, V	DB	5'11	190	Fr.	Covington, Ga. (Cedar Grove)
46	Daniel Fitzpatrick	DB	6'2	190	Jr.	Ft. Wayne, Ind. (Concordia Lutheran)
48	Marquaveus Jackson	DE	6'4	270	Sr.	Daytona Beach, Fla. (Merced CC)
49	Leon Holderhead	P	6'3	220	Jr.	Brunswick East, Australia (Butte CC)
50	Najee Jamerson	LB	6'1	210	R-Fr.	Ocala, Fla. (Vanguard)
51	Chadwick Williams	LB	6'2	215	Fr.	Orlando, Fla. (Dr. Phillips)
52	Antonio Justice Jr.	LB	6'1	212	R-Fr.	Montgomery, Ala. (St. Jude Educational Inst.)
53	Justin North	LB	6'2	230	Fr.	Orlando, Fla. (Freedom)
54	Jack Ndem	DL	6'2	245	So.	Riverdale, Ga. (North Clayton)
55	Anthony Bass	DL	6'2	230	Jr.	Clarksville, Tenn. (Northeast)
56	Aaron Woods	LS	6'1	230	So.	Knoxville, Tenn. (Halls)
57	Michael Murphy	DL	6'4	318	Sr.	Lewisburg, Tenn. (Marshall County)
58	Kilu Fontaine-Ellis	DL	6'3	275	R-Fr.	Tampa, Fla. (Tampa Bay Tech)
59	DeVontae Parrish	LB	6'0	225	So.	Nashville, Tenn. (Hillsboro)
62	Jhaquelle Love	OL	6'2	300	So.	Nashville, Tenn. (John Overton)
64	Troy Jones	OL	6'3	305	Sr.	Memphis, Tenn. (Arlington)
65	Demetrius Rhaney	OL	6'2	300	Sr.	Ft. Lauderdale, Fla. (Ellsworth CC)
69	Derek Sibley	OL	6'4	301	Jr.	Stone Mountain Ga. (Stone Mountain)
70	Robert Myers	OL	6'5	310	Jr.	LaVergne, Tenn. (LaVergne)
71	Hope Oliver	OL	6-5	340	So.	LaVergne, Tenn. (LaVergne)
72	Jordan Sidney	OL	6'2	290	Fr.	Riverdale, Ga. (Riverdale)
73	Kadeem Edwards	OL	6'4	290	Sr.	Sanford, Fla. (Seminole)
74	Kevin Kenton	OL	6'2	290	R-Fr.	West Palm Beach, Fla. (Palm Beach Lakes)
75	James Lewis	OL	6'4	310	So.	Arlington, Tenn. (Vanderbilt University)
76	Evan Clay	OL	6'5	300	Fr.	Tucker, Ga. (Tucker)
77	Anthony Morris	OL	6'6	290	Jr.	Memphis, Tenn. (Germantown)
78	Montrell Wood	OL	6-6	320	Fr.	Augusta, Ga. (Academy of Richmond County)
79	Deshawn Byrd	OL	6'5	320	Sr.	Dayton, Ohio (Grand Rapids CC)
80	Je-Marc Sears	TE	6'3	230	Jr.	New Smyrna Beach, Fla. (New Smyrna Beach)
81	Joe Bowens	TE	6'5	230	So.	Greenville, S.C. (Greenville)
83	Quindell Cousins	WR	6'3	200	Fr.	Murfreesboro, Tenn. (Blackman)
84	Michael Whitaker	WR	5'9	175	So.	Nashville, Tenn. (Glenciff)
85	Ryan Mitchell	WR	6'1	190	Jr.	Johnson City, Tenn. (Science Hill)
86	Cameron Carter	P/K	5'10	170	Fr.	Chattanooga, Tenn. (East Hamilton)
87	Devontae Heard	WR	6'0	190	R-Fr.	Nashville, Tenn. (Davidson Academy)
89	Andrew Bather	WR	6'0	170	So.	LaVergne, Tenn. (LaVergne)
90	Dinsdale Jackson	DL	6'3	290	So.	Miami Gardens, Fla. (American Heritage)
92	Baron Poole, II	DL	6'3	270	Fr.	Decatur, Ga. (Southwest Dekalb)
93	Samquan Evans	DL	6'0	280	Jr.	Walkertown, N.C. (Carver)
94	Roc-M Nesbitt	DL	6'4	250	Fr.	Atlanta, Ga. (Carver)
96	Jerry Holt	DL/LS	6'0	240	R-Fr.	Nashville, Tenn. (East Literature)
99	Rodney Edwards	DL	6'2	300	Fr.	Gadsden, Ala. (Gadsden City)

ALPHABETICAL ROSTER

No.	Name	Pos.	Yr.
26	Denzel Armstrong	DB	So.
10	Gregory Barksdale	LB	Sr.
55	Anthony Bass	DL	Jr.
89	Andrew Bather	WR	So.
81	Joe Bowens	WR	So.
24	Bernell Brooks	DB	So.
32	Tim Broughton	RB	Sr.
10	Ronald Butler	QB	Fr.
79	Deshawn Byrd	OL	Sr.
86	Cameron Carter	P/K	Fr.
14	Holt Claiborne	QB	Sr.
76	Evan Clay	OL	Fr.
35	Jeremy Coffey	RB	Jr.
83	Quindell Cousins	WR	Fr.
36	Andrew Dale	DB	So.
30	Adam Davenport	RB	Fr.
73	Kadeem Edwards	OL	Sr.
99	Rodney Edwards	DL	Fr.
93	Samquan Evans	DL	Jr.
46	Daniel Fitzpatrick	DB	Jr.
37	Victor Fletcher	DB	R-Fr.
58	Kilu Fontaine-Ellis	DL	R-Fr.
41	Vernon Frett	FB	Sr.
15	Weldon Garlington	WR/KR	Jr.
12	Michael German	QB	R-Jr.
22	Steven Godbolt III	DB	R-Jr.
43	Jamin Godfrey	K/P	Sr.
40	Jarron Guthrie	LB	Sr.
19	Darion Hall	RB	Jr.
14	Antonio Harper	DE	Sr.
39	Terrance Harris, II	FB	Fr.
87	Devontae Heard	WR	R-Fr.
49	Leon Holderhead	P	Jr.
96	Jerry Holt	DL/LS	R-Fr.
18	Telvin Hooks	RB	So.
90	Dinsdale Jackson	DL	So.
48	Marquaveus Jackson	DE	Sr.
50	Najee Jamerson	LB	R-Fr.
13	Dantwawn O'Neal	WR	Fr.
64	Troy Jones	OL	Sr.
52	Antonio Justice, Jr.	LB	R-Fr.
7	Lavataie Kelly	WR	Fr.
74	Kevin Kenton	OL	R-Fr.
29	Afolabi Laguda	DB	Fr.
1	A.C. Leonard	TE	Jr.
75	James Lewis	OL	So.
23	Khari Lewis	RB	Fr.
62	Jhaquelle Love	OL	R-So.
2	Lamar McKnight	QB	Jr.
85	Ryan Mitchell	WR	Jr.
77	Anthony Morris	OL	Jr.
57	Michael Murphy	DL	Sr.
70	Robert Myers	OL	Jr.
54	Jack Ndem	DL	So.
94	Roc-M Nesbitt	DL	Fr.
45	Everett Nicholas, V	DB	Fr.
53	Justin North	LB	Fr.
71	Hope Oliver	OI	So.
59	DeVontae Parrish	LB	Jr.
25	Kaylen Pearson	RB	So.
92	Baron Poole, II	DL	Fr.
33	Mark Reeves	LB	Fr.
65	Demetrius Rhaney	OL	Sr.
8	Wilson Robinson	LB	Sr.
16	Wesley Samuels	TE	Sr.
3	De'Ante Saunders	DB	Jr.
9	Chris Sanders-McCollum	WR	Fr.
80	Je-Marc Sears	TE	Jr.
69	Derek Sibley	OL	Jr.
72	Jordan Sidney	OL	Fr.
31	Detorrius Shipley	DE	Jr.
17	Patrick Smith	QB	Fr.
34	Tevin Spells	RB	Fr.
20	Martine Stevenson	RB	Jr.
21	Andrew Taylor	DB	Sr.
42	Nick Thrasher	LB	Jr.
28	David Van Dyke	DB	Sr.
5	Ronnie Vinson	DB	Jr.
27	Harold Watson	DB	Jr.
44	Mike West	LB	Jr.
38	Ashton Westmoreland	FB	Fr.
84	Michael Whitaker	WR	So.
51	Chadwick Williams	LB	Fr.
11	Devin Wilson	WR	Sr.
78	Montrell Wood	OL	Fr.
56	Aaron Woods	LS	So.



Rod Reed was named head coach at Tennessee State on Dec. 18, 2009. He took over after having spent seven seasons on the Tigers staff, including most recently as the associate head coach and defensive coordinator in 2009. He is currently one of two OVC football coaches to be coaching at his alma mater.

ROD REED

HEAD COACH

4TH SEASON

16-17 CAREER RECORD

Birthdate: September 15, 1966
Hometown: Marshall, Texas
College: Tennessee State, 1989 (Health & Physical Ed.)
Family: Wife - Tamika
 Children - Terry, Takara, Briah, Marcel

Career Record

<u>Year</u>	<u>School</u>	<u>Overall</u>	<u>Conf. (Finish)</u>
2010	Tennessee State	3-8	0-7 (8th-t)
2011	Tennessee State	5-6	4-4 (5th-t)
2012	Tennessee State	8-3	4-3 (5th)

CAREER HIGHLIGHTS

- In each of his first three seasons at his alma mater, Reed has led the Tigers to more wins than the previous season. Last year the team won eight games, tied for the most wins over the past 13 years.
- Prior to being named the 22nd head coach in Tennessee State football history, Reed served as an assistant coach for two years and defensive coordinator for five years on the Tiger staff.
- As a recruiter for the Tigers, Reed was responsible for bringing several key players to campus, including running back Javarris Williams (a seventh round NFL pick in 2009) and Dominique Rodgers-Cromartie (a first round NFL pick in 2008).
- Reed got his coaching start at Prairie View A&M in 1991, and followed that up with jobs at Bethune-Cookman (1992-96), Seabreeze High School (1996-2000) and East Texas Baptist (2000-03) where he was the defensive coordinator at the school which is located in his hometown of Marshall, Texas.
- Reed was a four-year letterwinner as a linebacker at Tennessee State (1984-88) and concluded his career by being named a Sheridan All-American during his senior season. Along the way he set the TSU record for career tackles (406) and tackles in a season (197); both marks still stand in the Tiger record book. In 1986 Reed led TSU to the second round of the I-AA playoffs and was selected the team's MVP in each 1987 and 1988.
- Reed is the son of the late Robert Reed, Jr., an All-American at Tennessee State in 1963 and 1964 who later went on to play with the Washington Redskins.

ASSISTANT COACHES

Offensive Coordinator:.....Mike Jones
 Alma Mater: Tennessee State, 1983 (4th season)

Co-Defensive Coordinator:Justin Roberts
 Alma Mater:Missouri Southern, 1996 (3rd season)

Co-Defensive Coordinator/Recruiting Coordinator:...Osita Alaribe
 Alma Mater: North Carolina A&T, 2004 (5th season)

Pass Game Coordinator/Quarterbacks:Jeff Parker
 Alma Mater: Bethune-Cookman, 1994 (4th season)

Running Backs:Kevin Mashack
 Alma Mater: Tennessee State, 2007 (6th season)

Offensive Line: Russ Ehrenfeld
 Alma Mater: Chattanooga, 1981 (2nd season)

Safeties: Ed Sanders
 Alma Mater: Tennessee State, 2000 (5th season)

Cornerbacks: Mikhail Kornegay
 Alma Mater: Florida State, 2006 (2nd season)

Operations:Tom Opdenbrouw
 Alma Mater: SUNY Oneonta, 1996 (4th season)

2012 TEAM STATISTICS

	<u>TSU</u>	<u>Opponent</u>				
SCORING	317	251				
Points Per Game	28.8	22.8				
FIRST DOWNS	243	220				
Rushing	104	92				
Passing	121	105				
Penalty	18	23				
RUSHING YARDAGE	1933	1684				
Yards Gained Rushing	2135	1972				
Yards Lost Rushing	202	288				
Rushing Attempts	454	402				
Average Per Rush	4.3	4.2				
Average Per Game	175.7	153.1				
TDs Rushing	19	15				
PASSING YARDAGE	2755	2294				
Comp-Att-Int	216-364-10	193-354-14				
Average Per Pass	7.6	6.5				
Average Per Catch	12.8	11.9				
Average Per Game	250.5	208.5				
TDs Passing	18	15				
TOTAL OFFENSE	4688	3978				
Total Plays	818	756				
Average Per Play	5.7	5.3				
Average Per Game	426.2	361.6				
TIME OF POSSESSION/GAME	32:02	27:53				
3RD DOWN CONVERSIONS	76/175	54/153				
3rd-Down Pct.	43%	35%				
4TH DOWN CONVERSIONS	10/16	10/25				
4th-Down Pct.	62%	40%				
RED-ZONE SCORES	40-48 (83%)	30-43 (70%)				
RED-ZONE TOUCHDOWNS	30-48 (63%)	21-43 (49%)				
PAT-ATTEMPTS	33-36 (92%)	30-31 (97%)				
ATTENDANCE	82,932	38,562				
Games/Avg. Per Game	5/16,586	5/7,712				
Neutral Site Games	-	1/42,257				
<u>SCORE BY QUARTERS</u>	<u>1st</u>	<u>2nd</u>	<u>3rd</u>	<u>4th</u>	<u>OT</u>	<u>Total</u>
Tennessee State	47	103	62	105	0	317
Opponents	72	52	64	60	3	251

2012 INDIVIDUAL STATISTICS

RUSHING						
<u>Player</u>	<u>G</u>	<u>Att.</u>	<u>Yds.</u>	<u>Avg.</u>	<u>TD</u>	<u>Yds./G</u>
Trabis Ward	11	309	1422	4.6	15	129.3
Telvin Hooks	10	75	425	5.7	2	42.5
Tim Broughton	10	11	64	5.8	0	6.4
Michael German	11	46	40	0.9	2	3.6
PASSING						
<u>Player</u>	<u>G</u>	<u>Comp.-Att.</u>	<u>Pct.</u>	<u>Yds.</u>	<u>TD/Int.</u>	<u>Avg.</u>
Michael German	11	215-358	60.1	2751	18/10	250.1
Ryan Turnage III	4	1-6	16.7	4	0/0	1.0
RECEIVING						
<u>Player</u>	<u>G</u>	<u>No.</u>	<u>Yds.</u>	<u>Avg.</u>	<u>TD</u>	<u>Yds./G</u>
Travis James	11	55	730	13.3	3	66.4
A.C. Leonard	10	51	733	14.4	6	73.3
Joe Bowens	9	28	348	12.4	2	38.7
Trabis Ward	11	21	248	11.8	0	22.5
Devin Wilson	11	17	230	13.5	4	20.9
SCORING						
<u>Player</u>	<u>G</u>	<u>TD</u>	<u>XPt.</u>	<u>FG</u>	<u>Pts.</u>	<u>Pts./G</u>
Trabis Ward	11	15	-	-	90	8.2
Jamin Godfrey	11	-	33-36	16-20	81	7.4
A.C. Leonard	10	6	-	-	36	3.6
Devin Wilson	11	4	-	-	24	2.2
Travis James	11	3	-	-	18	1.6
TACKLES						
<u>Player</u>	<u>G</u>	<u>Solo</u>	<u>Asst.</u>	<u>Total</u>	<u>TFL</u>	<u>Sacks</u>
Nick Thrasher	11	68	37	105	9.0	1.0
Daniel Fitzpatrick	11	44	17	61	5.0	1.0
David Van Dyke	11	36	16	52	0.5	0
Steven Godbolt III	10	37	8	45	0.5	0
Greg Barksdale	11	27	18	45	6.0	1.0
INTERCEPTIONS						
<u>Player</u>	<u>G</u>	<u>No.</u>	<u>Yds.</u>	<u>Avg.</u>	<u>TD</u>	<u>PBU</u>
Steven Godbolt III	10	6	67	11.2	0	6
David Van Dyke	11	2	4	2.0	0	5
Ronnie Vinson	11	2	18	9.0	0	3
Returning Players in Bold						



2012 SCHEDULE AND RESULTS

<u>Date</u>	<u>Opponent</u>	<u>Result</u>	<u>Attendance</u>
9/1	Florida A&M #	W, 17-14	15,652
9/8	vs. Jackson State \$	W, 38-12	42,257
9/15	Austin Peay* @	W, 34-14	14,264
9/22	at Bethune-Cookman	W, 21-14	9,461
9/29	Arkansas-Pine Bluff	W, 40-13	31,765
10/6	#16 Eastern Kentucky* @	W, 23-20	9,878
10/13	at Southeast Missouri*	W, 40-28	4,800
10/20	at Jacksonville State*	L, 31-28 (OT)	14,867
10/27	Tennessee Tech* @	W, 22-21	11,373
11/3	at Murray State*	L, 49-28	3,112
11/17	at UT Martin*	L, 35-26	6,322

* - Ohio Valley Conference Contest **Home Games in Bold**
- John Merritt Classic (LP Field - Nashville, Tenn.)
\$ - Southern Heritage Classic (Memphis, Tenn.)
@ - Game played at Hale Stadium (Nashville, Tenn.)

TEAM RECORDS

INDIVIDUAL RUSHING

Most Attempts

Game: 43 - Trabis Ward (2012)
Season: 322 - Charles Anthony (2003)
Career: 910 - Charles Anthony (2001-04)

Most Yards

Game: 285 - Charles Anthony vs. Samford (2004)
Season: 1,739 - Charles Anthony (2004)
Career: 5,057 - Charles Anthony (2001-04)

INDIVIDUAL PASSING

Most Attempts

Game: 55 - Brian Ransom vs. Chattanooga (1981)
Season: 395 - Gilbert Renfroe (1985)
Career: 1,100 - Joe Adams (1977-80)

Most Completions

Game: 36 - Brian Ransom vs. Chattanooga (1981)
Season: 221 - Brian Ransom (1981)
Career: 604 - Joe Adams (1977-80)

Most Yards

Game: 491 - Leon Murray vs. Murray State (1998)
Season: 3,182 - Brian Ransom (1981)
Career: 8,653 - Joe Adams (1977-80)


INDIVIDUAL RECEIVING

Most Receptions

Game: 13 - Tyrone Butterfield vs. Southeast Mo. (1997)
Season: 72 - Tyrone Butterfield (1998)
72 - Juan Hall (1996)
Career: 200 - Mike Jones (1979-82)

Most Receiving Yards

Game: 249 - Tyrone Butterfield vs. Murray St. (1998)
Season: 1,307 - Golden Tate (1983)
Career: 3,903 - C.J. Johnson (2000-03)



Former Tiger Richard Dent was a four-time Pro Bowl selection for the Chicago Bears. He was inducted to the Pro Football Hall of Fame in 2011.

YEAR-BY-YEAR RESULTS

YEAR	ALL	OVC	COACH	YEAR	ALL	OVC	COACH
1912	3-1	--	H.N. Robinson	1963	6-3	--	John Merritt
1913	6-0	--	H.N. Robinson	1964	8-2	--	John Merritt
1914	Records Incomplete		Buck Hunt	1965	9-0-1	--	John Merritt
1915	Records Incomplete		Buck Hunt	1966	10-0	--	John Merritt
1916	Records Incomplete		Buck Hunt	1967	6-3	--	John Merritt
1917	Records Incomplete		Buck Hunt	1968	6-2-1	--	John Merritt
1918	Records Incomplete		Buck Hunt	1969	7-1-1	--	John Merritt
1919	Records Incomplete		Buck Hunt	1970	11-0	--	John Merritt
1920	Records Incomplete		Joe E. Scruggs	1971	9-1	--	John Merritt
1921	Records Incomplete		Joe E. Scruggs	1972	11-1	--	John Merritt
1922	Records Incomplete		Joe E. Scruggs	1973	10-0	--	John Merritt
1923	Records Incomplete		Joe E. Scruggs	1974	8-2	--	John Merritt
1924	4-1-1	--	Joe E. Scruggs	1975	5-4	--	John Merritt
1925	4-1-1	--	George Davenport	1976	7-2-1	--	John Merritt
1926	Records Incomplete		George Davenport	1977	8-1-1	--	John Merritt
1927	Records Incomplete		Felton Gale	1978	8-3	--	John Merritt
1928	Records Incomplete		Harry Long	1979	8-3	--	John Merritt
1929	Records Incomplete		Alton Jackson	1980	9-1	--	John Merritt
1930	Records Incomplete		T.D. Upshaw	1981	9-2	--	John Merritt
1931	Records Incomplete		T.D. Upshaw	1982	9-0-1	--	John Merritt
1932	Records Incomplete		Harry Benjamin	1983	8-2-1	--	John Merritt
1933	4-1-1	--	Walter S. Davis	1984	11-0	--	Bill Thomas
1934	6-1	--	Walter S. Davis	1985	7-4	--	Bill Thomas
1935	4-2-1	--	Walter S. Davis	1986	10-2-1	--	Bill Thomas
1936	3-3-2	--	Walter S. Davis	1987	3-7-1	--	Bill Thomas
1937	3-1-1	--	Ruebin Mundy	1988	3-7-1	2-4	Bill Thomas
1938	6-1	--	Lawrence Simmons	1989	5-5-1	3-3	Joe Gilliam, Sr.
1939	3-3-1	--	Lawrence Simmons	1990	7-4	4-2	Joe Gilliam, Sr.
1940	No Games Played			1991	3-8	2-5	Joe Gilliam, Sr.
1941	No Games Played			1992	5-6	5-3	Joe Gilliam, Sr.
1942	No Games Played			1993	4-7	4-4	Bill Davis
1943	No Games Played			1994	5-6	4-4	Bill Davis
1944	8-2-1	--	Henry Kean	1995	2-9	1-7	Bill Davis
1945	8-2	--	Henry Kean	1996	4-7	3-5	L.C. Cole
1946	10-1	--	Henry Kean	1997	4-7	4-3	L.C. Cole
1947	10-0	--	Henry Kean	1998	9-3	6-1	L.C. Cole
1948	5-3-1	--	Henry Kean	1999	11-1	7-0	L.C. Cole
1949	9-1	--	Henry Kean	2000	3-8	2-5	James Reese
1950	9-2	--	Henry Kean	2001	8-3	3-3	James Reese
1951	8-2	--	Henry Kean	2002	2-10	1-5	James Reese
1952	8-2	--	Henry Kean	2003	7-5	5-3	James Reese
1953	8-0-1	--	Henry Kean	2004	4-7	2-6	James Reese
1954	10-0	--	Henry Kean	2005	2-9	1-6	James Webster
1955	7-2	--	Howard Gentry	2006	6-5	5-3	James Webster
1956	10-0	--	Howard Gentry	2007	5-6	4-3	James Webster
1957	5-0-1	--	Howard Gentry	2008	8-4	5-3	James Webster
1958	4-4	--	Howard Gentry	2009	4-7	3-4	James Webster
1959	9-1	--	Howard Gentry	2010	3-8	0-7	Rod Reed
1960	7-3	--	Howard Gentry	2011	5-6	4-4	Rod Reed
1961	4-4-1	--	L. Simmons	2012	8-3	4-3	Rod Reed
1962	1-7-1	--	L. Simmons				

OVC Championships (2)

1998, 1999

NCAA FCS Playoff Appearances (4)

1981, 1982, 1998, 1999

ALL-TIME COACHES

Coach	Years	Overall Record	OVC Record	OVC Titles	Playoff Appearances
H.N. Robinson	1912-13	9-1 (.900)	-	-	-
Buck Hunt*	1914-19	-	-	-	-
Joe E. Scruggs*	1920-23	4-1 (.800)	-	-	-
George Davenport*	1925-26	4-1 (.800)	-	-	-
Felton "Zip" Gale*	1927	-	-	-	-
Harry Long*	1928	-	-	-	-
Alton Jackson*	1929	-	-	-	-
T.D. Upshaw*	1930-31	-	-	-	-
Harry Benjamin*	1932	-	-	-	-
Walter S. Davis	1933-36	17-8-4 (.586)	-	-	-
Ruebin Mundy	1937	3-1-1 (.600)	-	-	-
Lawrence Simmons	1938-39, 61-62	14-15-3 (.438)	-	-	-
Henry Kean	1944-54	109-15-2 (.865)	-	-	-
Howard Gentry, Sr.	1955-60	42-10-1 (.792)	-	-	-
John Merritt	1963-83	232-65-11 (.771)	-	-	2
Bill Thomas	1984-88	34-20-3 (.596)	2-4 (.333)	0	0
Joe Gilliam, Sr.	1989-92	20-23-1 (.455)	14-13 (.519)	0	0
Bill Davis	1993-95	11-22 (.333)	9-15 (.375)	0	0
L.C. Cole	1996-99	28-18 (.609)	20-9 (.690)	2	2
James Reese	2000-04	24-33 (.421)	13-21 (.382)	0	0
James Webster	2005-09	25-31 (.446)	18-19 (.486)	0	0
Rod Reed	2010-present	16-17 (.485)	8-14 (.364)	0	0

* Records incomplete for some portion of tenure



Tucker Stadium (16,500) - Opened in 1966.



TENNESSEE TECH GOLDEN EAGLES



Dr. Philip Oldham
President



Mark Wilson
Athletics Director



Rob Schabert
Football Contact



Watson Brown
Head Coach

2013 SCHEDULE

Aug. 29	Cumberland (TV: WCTE)	7:00 p.m.
<i>Series tied 6-6-1; Last Meeting: Tennessee Tech won 45-21 (9/6/07)</i>		
Sept. 7	at Wisconsin (TV: BTN)	11:00 a.m.
<i>First meeting</i>		
Sept. 14	at Hampton	5:00 p.m.
<i>Tennessee Tech leads 1-0; Last Meeting: TTU won 41-31 (8/30/12)</i>		
Sept. 21	Tennessee State* (TV: ESPN3)	7:00 p.m.
<i>Tennessee State leads 17-10; Last Meeting: TSU won 22-21 (10/27/12)</i>		
Sept. 28	Indiana State (TV: WCTE)	7:00 p.m.
<i>First meeting</i>		
Oct. 5	at Murray State*	3:00 p.m.
<i>Tennessee Tech leads 41-36-1; Last Meeting: MSU won 70-35 (9/29/12)</i>		
Oct. 10	UT Martin* (TV: WCTE)	7:00 p.m.
<i>Tenn. Tech leads 22-10-2; Last Meeting: TTU won 45-44 in OT (11/10/12)</i>		
Oct. 19	at Eastern Kentucky*	2:00 p.m.
<i>Eastern Kentucky leads 51-18; Last Meeting: EKU won 42-28 (10/20/12)</i>		
Oct. 26	Jacksonville State* (HC) (TV: WCTE)	1:30 p.m.
<i>Jacksonville State leads 10-6; Last Meeting: JSU won 37-28 (10/6/12)</i>		
Nov. 2	at Eastern Illinois* (TV: WEIU)	12:00 p.m.
<i>Eastern Illinois leads 13-6; Last Meeting: EIU won 31-24 (11/3/12)</i>		
Nov. 9	at Southeast Missouri*	1:00 p.m.
<i>Tennessee Tech leads 12-9; Last Meeting: SEMO won 41-38 in 2OT (9/22/12)</i>		
Nov. 23	Austin Peay* (TV: WCTE)	1:30 p.m.
<i>Tennessee Tech leads 28-17; Last Meeting: APSU won 38-31 (11/17/12)</i>		

* Denotes Ohio Valley Conference Matchup

Home Games in Bold HC - Homecoming

All Times Central and Subject to Change

QUICK FACTS

Basic Information

Location:	Cookeville, Tenn.
Enrollment:	11,385
Founded:	1915
Nickname:	Golden Eagles
Colors:	Purple and Gold
President:	Dr. Philip Oldham
Athletic Director:	Mark Wilson
Stadium (Capacity):	Tucker Stadium (16,500)
Surface:	24/7 Turf

Media Relations

Football Contact:	Rob Schabert
Office Phone:	(931) 372-3088
Cell Phone:	(931) 267-1065
Fax:	(931) 372-6139
Email:	rschabert@tnitech.edu
Web site:	www.TTUSports.com
Press Box Phone:	(931) 372-6030/6031

Team Information

Offense:	Multiple Spread
Defense:	Multiple 4-2
Lettermen Returning/Lost:	48/19
Offensive Starters Returning:	10
Defensive Starters Returning:	13
Special Teams:	3
2012 Record/OVC Record (Finish):	3-8/1-7 (8th/tie)
Postseason:	none

All-Time Record/OVC Record:	480-560-31 (.463)/192-216-3 (.471)
Joined OVC:	1949
OVC Championships (Last):	10 (2011)
NCAA FCS Playoff Appearances (Last):	1 (2011)

PRESEASON DEPTH CHART

OFFENSE

WR	16	Zack Ziegler	6-0	200	Sr.
	3	Ladarius Vanlier	5-7	170	So.
WR	15	Krys Cates	6-2	190	So.
	1	Steve Wilson	6-2	195	So.
OT	65	Matt Martin	6-5	300	R-Fr.
	71	William Chatmon	6-4	285	R-Fr.
OG	60	James Normand	6-2	285	Sr.
	70	Jibrin Linge	6-3	310	So.
C	62	Randall Reeves	6-2	290	Jr.
	50	J.T. Rankin	6-1	285	R-Fr.
OG	74	Wesley Sherrill	6-4	290	Sr.
	64	Justin Ivory	6-6	350	So.
OT	79	Brett Dillard	6-3	290	So.
	75	Matthew Smith	6-4	285	Jr.
QB	5	Darian Stone	6-0	185	Jr.
	18	Jared Davis	6-4	215	R-Fr.
RB	6	Bud Golden	6-0	220	Sr.
	35	Radir Annoor	5-10	195	So.
TE	86	Parker Teeter	6-6	260	Jr.
	49	Britton Woodall	6-4	230	R-Fr.
WR	9	Cody Matthews	6-2	190	Jr.
	28	Eric Belew	6-2	180	So.

DEFENSE

DE	94	Malcom Mitchell	6-2	245	Sr.
	84	Jordan Patrick	6-5	245	So.
DT	99	Jordan Johnson	5-11	285	Sr.
	95	Lamar Moore	6-0	290	Sr.
DE	52	Avery Rollins	6-3	285	So.
	91	Kyron Hart	6-3	260	R-Fr.
LB	85	Midoho Okpokowuruk	6-2	245	So.
	93	Harrison Reid	6-4	235	R-Fr.
LB	14	Austin Tallant	6-2	190	Jr.
	19	Cory McDonald	6-0	190	Sr.
LB	44	Blake Adams	5-11	225	Sr.
	40	Seth McDonald	5-11	225	Sr.
LB	30	Tra'Darius Goff	5-11	240	Jr.
	33	Jay Rudwall	5-11	230	So.
CB	21	Demario Donnell	5-9	175	So.
	8	Jamel Cook	6-0	180	Jr.
ROV	23	Jimmy Laughlin	6-3	220	So.
	7	Bill Dillard	6-0	190	So.
FS	11	Marty Jones	6-1	190	Jr.
	41	Cory Webber	6-2	195	Jr.
CB	24	James Huguely	6-0	185	Jr.
	31	Luke Woodason	6-0	180	Jr.

SPECIAL TEAMS

PK	96	Zack Sharp	6-2	195	Jr.
	88	Chris Harris	6-0	190	So.
P	92	Chad Zinchini	6-3	200	Sr.
LS	54	Ben Viaene	6-2	220	Jr.
	58	Dylan Sullivan	6-1	260	So.
KR	3	Ladarius Vanlier	5-7	170	So.
	16	Zack Ziegler	6-0	200	Sr.
PR	3	Ladarius Vanlier	5-7	170	So.
	16	Zack Ziegler	6-0	200	Sr.

Returning Starters in Bold

Key Losses

QB	Tre Lamb	1,872 passing yards, 17 TD's, 2 rushing TD's
RB	Adam Urbano	405 rushing yards, 3 TD's
WR	Da'Rick Rogers	61 catches, 893 yards, 10 TD's
DB	Will Johnson	83 tackles, 5 pass breakups

PLAYERS TO WATCH



TRA'DARIUS GOFF

Junior • Linebacker
5-11 • 240 • Columbia, Tenn.

Led Tennessee Tech with 101 tackles (29 solo) during the 2012 season...Also added 2.5 tackles-for-loss, three pass breakups, two fumble recoveries and a blocked kick in 11 games...Had a career-best 15 tackles on Oct. 20 against Eastern Kentucky...Also tallied double-digit tackles against Jacksonville State (12), Eastern Illinois (12) and UT Martin (14).



DARIAN STONE

Junior • Quarterback
6-0 • 185 • Clinton, Tenn.

Finished the 2012 season by starting the last four games for the Golden Eagles...In those four starts he averaged 188 passing yards/game and 124 rushing yards/game... Was named National Player of the Week by the Sports Network and College Sports Journal on Nov. 12 after accounting for 467 yards of total offense (second-most in TTU single-game history) in a 45-44 victory over No. 23 UT Martin...In that contest he completed 16-of-29 passes for 277 yards and three touchdowns and rushed for 190 yards (a TTU quarterback record) on 25 carries and threw the game-winning score (a 79-yard strike) with 1:10 to play in the game.

TEAM NOTES

• Head coach Watson Brown will reach one milestone in 2013, and could achieve another honor. The ninth game of the season (Homecoming Oct. 26 vs. Jacksonville State) will be his 300th game as a collegiate head coach. Meanwhile, Watson and his brother Mack (head coach at Texas) need a combined 11 wins to break the record for most Division I coaching victories by brothers. Vince and Bill Dooley hold the record with 362 (201 by Vince, 161 by Bill), while the Brown brothers have combined for 352 wins (230 by Mack, 122 by Watson).

• Tech will step up a classification and face an FBS opponent for the 17th consecutive year when the Golden Eagles visit Wisconsin on Saturday, Sept. 7. It will be Tech's second Big Ten opponent in three years, after opening the 2011 season at Iowa. Tech went on to win the OVC title that year.

• Tech welcomes back to action two players who are expected to fill key roles in 2013 after missing the 2012 season due to injury. Junior Marty Jones is back at his safety position after sitting out all of 2011 and 2012, while Zack Ziegler returns to the backfield after missing nearly all of last year.

• Ladarius Vanlier and Chad Zinchini were each named to preseason Watch Lists by the College Football Performance Awards. Zinchini ranked first in the OVC and fourth in the NCAA in punting average (44.5) last year while Vanlier topped Tech in all-purpose yards (1,065).

* Junior wide receiver Cody Matthews was named on the 15th annual Football Championship Subdivision Athletics Directors Association (FCS ADA) Academic All-Star Team last year, while junior runningback Stephen Bush was named to the Capital One/CoSIDA Academic All-District squad.

NUMERICAL ROSTER

No.	Name	Pos.	Ht.	Wt.	Yr.	Hometown (Last School)
1	Steve Wilson	WR	6-2	195	So.	Nashville, Tenn. (Smyrna)
2	Jordan Smith	WR	5-10	175	So.	Franklin, Tenn. (Battle Ground Academy)
3	Ladarius Vanlier	RB	5-7	170	So.	Nashville, Tenn. (Maplewood)
4	Cody Forbes	RB	5-11	205	Jr.	Elizabethtown, Tenn. (Elizabethtown)
5	Darian Stone	QB	6-0	185	Jr.	Clinton, Tenn. (Clinton)
6	Bud Golden	RB	6-0	220	Sr.	Cincinnati, Ohio (Sycamore)
7	Bill Dillard	DB	6-0	190	So.	Vestavia, Ala. (Vestavia Hills)
8	Jamel Cook	DB	6-0	180	So.	Birmingham, Ala. (Spain Park)
8b	Brock McCoin	QB	6-2	180	Fr.	Livingston, Tenn. (Livingston Academy)
9	Cody Matthews	W	6-2	190	Jr.	Gallatin, Tenn. (Gallatin)
10	Matt Hamby	QB	6-4	210	Jr.	Murfreesboro, Tenn. (Brentwood Academy)
11	Marty Jones	DB	6-1	190	Jr.	Cincinnati, Ohio (Sycamore)
12	Stephen Bush	RB	5-9	200	Jr.	Cookeville, Tenn. (Cookeville)
13	Josh Smith	WR	5-10	180	R-So.	Franklin, Tenn. (Battle Ground Academy)
14	Austin Tallant	DB	6-2	190	Jr.	Alcoa, Tenn. (Alcoa)
15	Krys Cates	WR	6-2	190	So.	Newport, Tenn. (Cocke County)
16	Zack Ziegler	W	6-0	200	Sr.	Greenbrier, Tenn. (Greenbrier)
17	Trent Thompson	QB	6-3	186	Fr.	Powder Springs, Ga. (McEachern)
18	Jared Davis	QB	6-4	215	R-Fr.	Tullahoma, Tenn. (Tullahoma)
19	Cory McDonald	DB	6-0	190	Sr.	Redwood City, Calif. (Redwood City)
20	Maleek Hall	ATH	5-11	188	Fr.	Clarksville, Tenn. (Kenwood)
21	Demario Donnell	DB	5-9	175	So.	Nashville, Tenn. (Pearl-Cohn)
22	Jerquin Vines	ATH	5-10	180	Fr.	LaFayette, Ala. (LaFayette)
23	Jimmy Laughlin	DB	6-3	220	So.	Vestavia, Ala. (Vestavia Hills)
24	James Hugueuly	DB	6-0	185	Jr.	Atlanta, Ga. (Cedar Grove)
25	Creed Hayes	ATH	5-9	180	Fr.	Livingston, Tenn. (Livingston Academy)
26	Deosha McCalla	CB	5-9	175	R-Fr.	Chattanooga, Tenn. (Baylor High)
27	Trey Burks	RB	5-9	185	Fr.	Tullahoma, Tenn. (Tullahoma)
28	Eric Belew	WR	6-2	180	So.	Columbia, Tenn. (Columbia Central)
29	Colton Belew	DB	6-2	180	R-Fr.	Columbia, Tenn. (Columbia Central)
30	Tra'Darius Goff	LB	5-11	240	Jr.	Columbia, Tenn. (Columbia Central)
31	Luke Woodason	DB	6-0	180	Jr.	Dalton, Ga. (Northwest Whitfield)
32	Trey Thompson	LB	6-1	210	Fr.	Cincinnati, Ohio (LaSalle)
33	Jay Rudwall	LB	5-11	230	So.	Ooltewah, Tenn. (Ooltewah)
35	Radir Annoor	RB	5-10	195	So.	Nashville, Tenn. (Brentwood Academy)
36	Tevin McDermott	W	6-1	210	Jr.	Athens, Tenn. (Appalachian State University)
37	Patrick Prewitt	DB	6-2	190	So.	Vestavia, Ala. (Vestavia Hills)
38	Steven Lillard	CB	5-8	170	Fr.	Nashville, Tenn. (Stratford)
40	Seth McDonald	H	5-11	225	Sr.	Sparta, Tenn. (White County)
41	Cory Webber	DB	6-2	195	Jr.	Forest Park, Ohio (Winton Woods)
42	Dametris Watson	OLB/TE	6-4	235	Fr.	Hendersonville, Tenn. (Beech)
43	Isaiah McKinney	RB	6-1	205	R-Fr.	Morristown, Tenn. (Morristown West)
44	Blake Adams	LB	5-11	225	Sr.	Stone Mountain, Ga. (Dunwoody)
45	Robert Hill Bronson	LB	5-11	205	Fr.	Brooksville, Fla (Hernando)
46	Elliot Normand	DB	5-11	205	Fr.	Oak Ridge, Tenn. (Oak Ridge)
47	Dorian Eskridge	RB	5-10	180	R-Fr.	Knoxville, Tenn. (Hardin Valley)
48	Jordan Carroll	DE	6-3	245	Fr.	Birmingham, Ala. (Briarwood)
49	Britton Woodall	TE	6-4	230	Fr.	Nashville, Tenn. (Christ Presbyterian Academy)
50	J.T. Rankin	OL	6-1	285	R-Fr.	Alcoa, Tenn. (Alcoa)
51	Jerry King	DE	6-0	245	Sr.	Stone Mountain, Ga. (Dunwoody)
52	Avery Rollins	DE	6-3	285	So.	Gadsden, Ala. (Gadsden City)
54	Ben Viaene	LS	6-2	220	Jr.	Hortonville, Wis. (Hortonville)
55	KJ Carter	LB	6-0	215	R-Fr.	Madison, Miss. (Madison Central)
56	Terrell Rollins	NG	6-0	285	R-Fr.	Greeneville, Tenn. (Greenville)
57	Zach Malone	DE	6-2	250	R-Fr.	Henderson, Tenn. (Chester County)
58	Dylan Sullivan	DT	6-1	260	R-So.	Laverne, Tenn. (Laverne)
60	James Normand	OL	6-2	285	Sr.	Oak Ridge, Tenn. (Oak Ridge)
61	Gage Terry	OL	6-3	294	Fr.	Charlotte, Tenn. (Creek Wood)
62	Randall Reeves	OL	6-2	290	Jr.	McAlla, Ala. (McAdory)
63	Tyler Coen	OL	6-3	255	Fr.	Gordonsville, Tenn. (Gordonsville)
64	Justin Ivory	OL	6-6	350	So.	Columbus, Ohio (Vestavia Hills)
65	Matt Martin	OL	6-5	300	R-Fr.	Franklin, Tenn. (Battle Ground Academy)
66	Ethan Crum	OL	6-2	285	Fr.	Cookeville, Tenn. (Cookeville)
67	Cory Malone	DT	6-6	260	R-Fr.	Henderson, Tenn. (Chester County)
68	Conor Sparkman	DB	5-11	185	So.	Sparta, Tenn. (White County)
70	Jibrin Linge	OL	6-3	310	So.	Marietta, Ga. (Sprayberry)
71	William Chatmon	OL	6-4	285	R-Fr.	Kennesaw, Ga. (North Cobb)
72	Charles Rutledge	OL	6-5	250	Fr.	Decatur, Ga. (Columbia)
74	Wesley Sherrill	OL	6-4	290	Sr.	Antioch, Tenn. (Brentwood Academy)
75	Matthew Smith	OL	6-4	285	Jr.	Jonsboro, Ga. (North Clayton)
76	Mike Cain	DL	5-9	295	Fr.	Nashville, Tenn. (Whites Creek)
78	Kevin Robinson-White	DL	6-1	300	Fr.	Cincinnati, Ohio (Moeller)
79	Brett Dillard	OL	6-3	290	So.	Mt. Juliet, Tenn. (Mt. Juliet)
80	Price Patrick	WR	6-0	205	R-Jr.	Chattanooga, Tenn. (Baylor High)
81	Neil Gannaway	WR	6-4	195	So.	Birmingham, Ala. (Vestavia Hills)
82	Jonathan King	P/PK	6-0	160	Fr.	Knoxville, Tenn. (Farragut)
83	Hayden Freels	TE/DE	6-4	215	Fr.	Rockwood, Tenn. (Rockwood)
84	Jordan Patrick	DL	6-5	245	So.	Knoxville, Tenn. (Alcoa)
85	Midoho Okpokowuruk	DL	6-2	245	So.	Charlotte, N.C. (The McCallie School)
86	Parker Teeter	TE	6-6	260	Jr.	Lebanon, Tenn. (Friendship Christian)
87	DaJuan Brown	TE	6-4	260	Jr.	Smyrna, Tenn. (Blackman)
88	Chris Harris	P/K	6-0	190	So.	Columbia, Tenn. (Columbia Central)
89	Brady Bose	DL	6-4	285	Fr.	Ashland City, Tenn. (Cheatham County)
91	Kyron Hart	DE	6-3	260	R-Fr.	Lebanon, Tenn. (Lebanon)
92	Chad Zinchini	P	6-3	220	Sr.	Hendersonville, Tenn. (Vol State CC)
93	Harrison Reid	DE	6-4	235	R-Fr.	Cincinnati, Ohio (Winton Woods)
94	Malcolm Mitchell	DE	6-2	245	Sr.	Stone Mountain, Ga. (University of Louisville)
95	Lamar Moore	NG	6-0	290	Sr.	Nashville, Tenn. (East Literature Magnet)
96	Zach Sharp	PK	6-2	195	Jr.	Maryville, Tenn. (Maryville)
97	Stepfon Davis-Boyd	TE	6-2	250	So.	Memphis, Tenn. (Mitchell)
99	Jordan Johnson	NG	5-11	285	Sr.	Miami, Fla. (Carol City)

ALPHABETICAL ROSTER

No.	Name	Pos.	Yr.
44	Blake Adams	LB	Sr.
35	Radir Annoor	RB	So.
29	Colton Belew	DB	R-Fr.
28	Eric Belew	WR	So.
89	Brady Bose	DL	Fr.
87	DaJuan Brown	TE	Jr.
27	Trey Burks	RB	Fr.
12	Stephen Bush	RB	Jr.
76	Mike Cain	DL	Fr.
48	Jordan Carroll	DE	Fr.
55	KJ Carter	LB	R-Fr.
15	Krys Cates	WR	So.
71	William Chatmon	OL	R-Fr.
63	Tyler Coen	OL	Fr.
8	Jamel Cook	DB	So.
66	Ethan Crum	OL	Fr.
18	Jared Davis	QB	R-Fr.
97	Stepfon Davis-Boyd	TE	So.
7	Bill Dillard	DB	So.
79	Brett Dillard	OL	So.
21	Demario Donnell	DB	So.
47	Dorian Eskridge	RB	R-Fr.
4	Cody Forbes	RB	Jr.
83	Hayden Freels	TE/DE	Fr.
81	Neil Gannaway	WR	So.
6	Bud Golden	RB	Sr.
30	Tra'Darius Goff	LB	Jr.
20	Maleek Hall	ATH	Fr.
10	Matt Hamby	QB	Jr.
88	Chris Harris	P/K	So.
91	Kyron Hart	DE	R-Fr.
25	Creed Hayes	ATH	Fr.
45	Robert Hill Bronson	LB	Fr.
24	James Hugueuly	DB	Jr.
64	Justin Ivory	OL	So.
99	Jordan Johnson	NG	Sr.
11	Marty Jones	DB	Jr.
51	Jerry King	DE	Sr.
82	Jonathan King	P/K	Fr.
23	Jimmy Laughlin	DB	So.
38	Steven Lillard	CB	Fr.
70	Jibrin Linge	OL	So.
67	Cory Malone	DT	R-Fr.
57	Zach Malone	DE	R-Fr.
65	Matt Martin	OL	R-Fr.
9	Cody Matthews	WR	Jr.
26	Deosha McCalla	CB	R-Fr.
8b	Brock McCoin	DB	So.
36	Tevin McDermott	WR	Jr.
19	Cory McDonald	DB	Sr.
40	Seth McDonald	H	Sr.
43	Isaiah McKinney	RB	R-Fr.
95	Lamar Moore	NG	Sr.
94	Malcolm Mitchell	DE	Sr.
46	Elliot Normand	DB	Fr.
60	James Normand	OL	Sr.
85	Midoho Okpokowuruk	DL	So.
80	Price Patrick	WR	R-Jr.
84	Jordan Patrick	DL	So.
37	Patrick Prewitt	DB	So.
50	J.T. Rankin	OL	R-Fr.
62	Randall Reeves	OL	Jr.
93	Harrison Reid	DE	R-Fr.
78	Kevin Robinson-White	DL	Fr.
52	Avery Rollins	DE	So.
56	Terrell Rollins	NG	R-Fr.
33	Jay Rudwall	LB	So.
72	Charles Rutledge	OL	Fr.
96	Zach Sharp	PK	Jr.
74	Wesley Sherrill	OL	Sr.
2	Jordan Smith	WR	So.
13	Josh Smith	WR	R-So.
75	Matthew Smith	OL	Jr.
68	Conor Sparkman	DB	So.
5	Darian Stone	QB	Jr.
58	Dylan Sullivan	DT	R-So.
14	Austin Tallant	DB	Jr.
86	Parker Teeter	TE	Jr.
61	Gage Terry	OL	Fr.
17	Trent Thompson	QB	Fr.
32	Trey Thompson	LB	Fr.
3	Ladarius Vanlier	RB	So.
54	Ben Viaene	LS	Jr.
22	Jerquin Vines	ATH	Fr.
42	Dametris Watson	LB/TE	Fr.
41	Cory Webber	DB	Jr.
1	Steve Wilson	WR	So.
49	Britton Woodall	TE	R-Fr.
31	Luke Woodason	DB	Jr.
16	Zack Ziegler	WR	Sr.
92	Chad Zinchini	P	Sr.



Watson Brown returns to coach for his seventh season in his hometown of Cookeville, Tenn. After not coaching in the OVC since 1980, Brown took over the reins of the Tennessee Tech program in 2007. In 2011 he led the Golden Eagles to the OVC Championship, the first for the program since 1975.

WATSON BROWN

HEAD COACH

7th SEASON (29TH OVERALL)

122-190-1 CAREER RECORD

28-39 AT TENNESSEE TECH

Birthdate: April 19, 1950
Hometown: Cookeville, Tenn.
College: Vanderbilt, 1973 (Geology)
Family: Wife - Brenda
 Children - Ginny, Steven

Career Record

Year	School	Overall	Conf. (Finish)
1979	Austin Peay	7-4	2-4 (5th)
1980	Austin Peay	7-4	5-2 (3rd-t)
1983	Cincinnati	4-6-1	-
1984	Rice	1-10	0-8 (9th)
1985	Rice	3-8	2-6 (6th)
1986	Vanderbilt	1-10	0-6 (10th)
1987	Vanderbilt	4-7	1-5 (7th-t)
1988	Vanderbilt	3-8	2-5 (9th-t)
1989	Vanderbilt	1-10	0-7 (10th)
1990	Vanderbilt	1-10	1-6 (8th-t)
1995	UAB	5-6	-
1996	UAB	5-6	-
1997	UAB	5-6	-
1998	UAB	4-7	-
1999	UAB	5-6	4-2 (2nd-t)
2000	UAB	7-4	3-4 (5th-t)
2001	UAB	6-5	5-2 (2nd-t)
2002	UAB	5-7	4-4 (5th-t)
2003	UAB	5-7	4-4 (6th-t)
2004	UAB	7-5	5-3 (2nd-t)
2005	UAB	5-6	3-5 (5th/East)
2006	UAB	3-9	2-6 (5th/East)
2007	Tennessee Tech	4-7	2-6 (7th-t)
2008	Tennessee Tech	3-9	1-7 (9th)
2009	Tennessee Tech	6-5	5-3 (2nd-t)
2010	Tennessee Tech	5-6	4-4 (6th)
2011	Tennessee Tech	7-4	6-2 (1st-t)
2012	Tennessee Tech	3-8	1-7 (8th-t)

CAREER HIGHLIGHTS

• Brown was named the 10th head coach in Tennessee Tech football history on Dec. 9, 2006. Brown returned to his hometown of Cookeville to take over the Golden Eagles program. Brown was a standout athlete at Cookeville High School.

• Guided Tennessee Tech to a 6-2 OVC mark and three-way share of the OVC Championship in 2011. It was the first title for the TTU program since 1975. The Golden Eagles also earned the OVC's automatic bid to the FCS Playoffs, marking the first-ever playoff appearance for the program. TTU finished the season 7-4 overall, marking the best record among the eight Division I schools in the state of Tennessee.

• In 2011 was named OVC Coach of the Year, TSWA Coach of the Year and finished in the Top 15 of the voting for the Liberty Mutual FCS National Coach of the Year.

• Prior to coaching at Tennessee Tech Brown spent 12 years as head coach at UAB (1995-06). From 2002 he also served as the schools Director of Athletics, making him only the third A.D. in school history. After guiding UAB through I-AA to I-A independent status, Brown helped the Blazers into Conference USA in 1999. Brown-coached teams finished tied for second in C-USA in each 1999, 2001 and 2004. His 2004 squad was 7-5 overall, 5-3 in C-USA and participated in the Sheraton Hawaii Bowl.

• Brown got his start in coaching as an assistant coach at his alma mater, Vanderbilt, and later at East Carolina, Jacksonville State and Texas Tech. His break as a head coach came in 1979 at another OVC school - Austin Peay - at the age of 29. He led the Governors to back-to-back 7-4 seasons. His success in Clarksville led to jobs at Cincinnati, Rice and later as head coach at Vanderbilt for five seasons. Following his stint at Vandy, he was the offensive coordinator at Oklahoma.

• As a player at Vanderbilt, Brown was a standout quarterback and helped lead the Commodores to a 14-10 upset victory over Alabama in 1969. He was named *Sports Illustrated's* National Back of the Week for his performance.

• Brown comes from a line of successful coaches. His grandfather, Eddie "Jelly" Watson, was a legendary coach at Cookeville High School and his brother, Mack Brown, is currently the head coach at Texas, where he led the Longhorns to the 2005 BCS National Championship.

ASSISTANT COACHES

Defensive Coordinator/Outside Linebackers:..... Billy Taylor
 Alma Mater:..... East Tennessee State, 1988 (6th season)

Asst. Head Coach/Defensive Line:..... Sam Williamson
 Alma Mater:..... UAB, 2005 (7th season)

Offensive Coordinator/Running Backs:..... Steven Brown
 Alma Mater:..... Tennessee Tech, 2007 (6th season)

Asst. Head Coach/Offensive Line:..... Dewayne Alexander
 Alma Mater:..... Tennessee Tech, 1998 (1st season)

Secondary:..... Sidney Powell
 Alma Mater:..... Morehouse College, 1997 (5th season)

Special Teams/Inside Linebacker:..... Donn Landholm
 Alma Mater:..... Wyane State, 1979 (1st season)

Receivers:..... Lee Sweeney
 Alma Mater:..... Tennessee Tech, 2008 (3rd season)

Cornerbacks:..... Chris Grimes
 Alma Mater:..... Tennessee Tech, 2008 (4th season)

Quarterbacks:..... Tre Lamb
 Alma Mater:..... Tennessee Tech, 2012 (1st season)

Tight Ends:..... Orlandus Kirby
 Alma Mater:..... Tennessee Tech, 2010 (2nd season)

2012 TEAM STATISTICS

	<u>TTU</u>	<u>Opponent</u>				
SCORING	347	433				
Points Per Game	31.5	39.4				
FIRST DOWNS	227	265				
Rushing	103	109				
Passing	101	137				
Penalty	23	19				
RUSHING YARDAGE	1823	2066				
Yards Gained Rushing	2091	2260				
Yards Lost Rushing	268	194				
Rushing Attempts	446	468				
Average Per Rush	4.1	4.4				
Average Per Game	165.7	187.8				
TDs Rushing	18	24				
PASSING YARDAGE	2658	3063				
Comp-Att-Int	207-368-13	253-373-7				
Average Per Pass	7.2	8.2				
Average Per Catch	12.8	12.1				
Average Per Game	241.6	278.5				
TDs Passing	27	26				
TOTAL OFFENSE	4481	5129				
Total Plays	814	841				
Average Per Play	5.5	6.1				
Average Per Game	407.4	466.3				
TIME OF POSSESSION/GAME	29:58	30:02				
3RD DOWN CONVERSIONS	60/169	75/169				
3rd-Down Pct.	36%	44%				
4TH DOWN CONVERSIONS	13/20	11/16				
4th-Down Pct.	65%	69%				
RED-ZONE SCORES	38-47 (81%)	45-52 (87%)				
RED-ZONE TOUCHDOWNS	33-47 (70%)	35-52 (67%)				
PAT-ATTEMPTS	47-47 (100%)	53-53 (100%)				
ATTENDANCE	41,922	90,323				
Games/Avg. Per Game	6/6,987	5/18,065				
Neutral Site Games	-	0/0				
<u>SCORE BY QUARTERS</u>	<u>1st</u>	<u>2nd</u>	<u>3rd</u>	<u>4th</u>	<u>OT</u>	<u>Total</u>
Tennessee Tech	107	73	70	83	14	347
Opponents	93	123	120	81	16	433

2012 INDIVIDUAL STATISTICS

RUSHING						
Player	G	Att.	Yds.	Avg.	TD	Yds./G
Darian Stone	9	89	553	6.2	1	61.4
Adam Urbano	10	77	382	5.0	3	38.2
Bud Golden	8	74	327	4.4	2	40.9
Doug Page	11	47	173	3.7	8	15.7
Stephen Bush	10	46	155	3.4	2	15.5
PASSING						
Player	G	Cmp.-Att.	Pct.	Yds.	TD/Int.	Avg.
Tre Lamb	7	137-225	60.9	1872	17/8	267.4
Darian Stone	9	70-143	49.0	786	10/5	87.3
RECEIVING						
Player	G	No.	Yds.	Avg.	TD	Yds./G
Da'Rick Rogers	11	61	893	14.6	10	81.2
Cody Matthews	11	28	477	17.0	4	43.4
Ladarius Vanlier	11	21	192	9.1	0	17.5
Ryan Tilghman	11	17	316	18.6	3	28.7
Tremaine Hudson	6	14	91	6.5	0	15.2
SCORING						
Player	G	TD	Xpt.	FG	Pts.	Pts./G
Zach Sharp	11	-	46-46	6-11	64	5.8
Da'Rick Rogers	11	10	-	-	60	5.5
Doug Page	11	9	-	-	54	4.9
Adam Urbano	10	4	-	-	24	2.4
Cody Matthews	11	4	-	-	24	2.2
TACKLES						
Player	G	Solo	Asst.	Total	TFL	Sacks
Tra'Darius Goff	11	29	72	101	2.5	0
Austin Tallant	10	28	66	94	3.5	0
Will Johnson	11	37	46	83	1.0	0
Howard Griffin	11	22	54	76	4.5	0
Bill Dillard	10	26	47	73	1.5	0
INTERCEPTIONS						
Player	G	No.	Yds.	Avg.	TD	PBU
Caleb Mitchell	6	1	49	49.0	1	4
Taylor Hennigan	11	1	17	17.0	0	1
Returning Players in Bold						



2012 SCHEDULE AND RESULTS

Date	Opponent	Result	Attendance
8/30	Hampton	W, 41-31	10,130
9/6	North Greenville	W, 42-14	6,306
9/15	at #4 Oregon	L, 63-14	57,091
9/22	at Southeast Missouri*	L, 41-38 (2OT)	8,327
9/29	at Murray State*	L, 70-35	9,794
10/6	Jacksonville State*	L, 37-28	7,141
10/20	#23 Eastern Kentucky*	L, 42-28	5,668
10/27	at #21 Tennessee State*	L, 22-21	11,373
11/3	Eastern Illinois*	L, 31-24	8,968
11/10	#23 UT Martin*	W, 45-44 (OT)	3,709
11/17	at Austin Peay*	L, 38-31	3,738

* - Ohio Valley Conference Contest
Home Games in Bold

TEAM RECORDS

INDIVIDUAL RUSHING

Most Attempts

Game: 40 - Larry Schreiber vs. Middle Tennessee (1968)
Season: 286 - Larry Schreiber (1968)
Career: 877 - Larry Schreiber (1966-69)

Most Yards

Game: 261 - Michael Penix vs. Southeast Mo. (1993)
Season: 1,522 - Larry Schreiber (1969)
Career: 4,421 - Larry Schreiber (1966-69)

INDIVIDUAL PASSING

Most Attempts

Game: 57 - Lee Sweeney vs. Southeast Mo. (2006)
57 - Tre Lamb vs. Southeast Missouri (2012)
Season: 367 - Robert Craft (2004)
Career: 1,084 - Lee Sweeney (2006-09)

Most Completions

Game: 38 - Tre Lamb vs. Southeast Missouri (2012)
Season: 201 - Robert Craft (2004)
Career: 625 - Lee Sweeney (2006-09)

Most Yards

Game: 481 - Tre Lamb vs. Southeast Missouri (2012)
Season: 2,448 - Robert Craft (2002)
Career: 7,157 - Lee Sweeney (2006-09)

INDIVIDUAL RECEIVING

Most Receptions

Game: 18 - Da'Rick Rogers vs. SE Missouri (2012)
Season: 68 - Tim Benford (2008)
Career: 195 - Larry Shipp (2004-07)

Most Receiving Yards

Game: 303 - Da'Rick Rogers vs. SE Missouri (2012)
Season: 909 - Craig Rolle (1976)
Career: 2,950 - Larry Shipp (2004-07)

YEAR-BY-YEAR RESULTS

YEAR	ALL	OVC	COACH	YEAR	ALL	OVC	COACH
1922	2-14	--	Loyall Duyck	1968	2-8	2-5	Don Wade
1923	2-3-1	--	Putty Overall	1969	5-5	4-3	Don Wade
1924	5-3-1	--	Putty Overall	1970	4-6	2-5	Don Wade
1925	3-2-1	--	Putty Overall	1971	8-2	5-2	Don Wade
1926	1-4-1	--	Putty Overall	1972	10-2	7-0	Don Wade
1927	2-5-1	--	Putty Overall	1973	2-8-1	1-6	Don Wade
1928	6-0-1	--	Putty Overall	1974	6-5	4-3	Don Wade
1929	3-3-1	--	Putty Overall	1975	8-3	6-1	Don Wade
1930	6-2-1	--	Putty Overall	1976	8-3	5-2	Don Wade
1931	6-3	--	Putty Overall	1977	9-2	5-2	Don Wade
1932	4-0-3	--	Putty Overall	1978	5-6	4-2	Don Wade
1933	4-4	--	Putty Overall	1979	1-8-2	05-1	Don Wade
1934	3-5-1	--	Putty Overall	1980	4-7	1-6	Don Wade
1935	1-5-1	--	Putty Overall	1981	6-5	4-4	Don Wade
1936	2-5-1	--	Putty Overall	1982	3-8	1-6	Don Wade
1937	3-5-1	--	Putty Overall	1983	2-8	2-5	Gary Darnell
1938	6-3	--	Putty Overall	1984	0-11	0-7	Gary Darnell
1939	6-3-1	--	Putty Overall	1985	1-10	1-6	Gary Darnell
1940	2-6	--	Putty Overall	1986	0-10	0-7	Jim Ragland
1941	5-4	--	Putty Overall	1987	5-6	2-4	Jim Ragland
1942	3-4-2	--	Putty Overall	1988	1-10	1-5	Jim Ragland
1943	1-5	--	Putty Overall	1989	5-5	3-3	Jim Ragland
1944	1-2	--	Putty Overall	1990	6-5	3-3	Jim Ragland
1945	1-8	--	Putty Overall	1991	2-9	2-4	Jim Ragland
1946	5-5	--	Putty Overall	1992	7-4	6-2	Jim Ragland
1947	4-7	--	Hooper Eblen	1993	8-3	7-1	Jim Ragland
1948	5-6	--	Hooper Eblen	1994	5-6	3-5	Jim Ragland
1949	3-6	0-3	Hooper Eblen	1995	3-8	2-6	Jim Ragland
1950	4-7	1-5	Star Wood	1996	5-6	4-4	Mike Hennigan
1951	5-5-1	3-3	Star Wood	1997	6-5	4-3	Mike Hennigan
1952	9-2	4-1	Putty Overall	1998	4-7	2-5	Mike Hennigan
1953	7-4	5-0	Putty Overall	1999	5-5	4-3	Mike Hennigan
1954	4-4-2	1-3-1	Wilburn Tucker	2000	8-3	5-2	Mike Hennigan
1955	7-3	5-0	Wilburn Tucker	2001	7-3	4-2	Mike Hennigan
1956	5-4-1	2-3	Wilburn Tucker	2002	5-7	2-4	Mike Hennigan
1957	6-4	4-1	Wilburn Tucker	2003	2-9	1-7	Mike Hennigan
1958	7-3	5-1	Wilburn Tucker	2004	6-5	3-4	Mike Hennigan
1959	6-2-2	5-0-1	Wilburn Tucker	2005	4-7	3-5	Mike Hennigan
1960	8-3	6-0	Wilburn Tucker	2006	4-7	4-4	Doug Malone (Acting)
1961	7-3	6-0	Wilburn Tucker	2007	4-7	2-6	Watson Brown
1962	2-8	1-5	Wilburn Tucker	2008	3-9	1-7	Watson Brown
1963	6-4	3-4	Wilburn Tucker	2009	6-5	5-3	Watson Brown
1964	1-9	1-6	Wilburn Tucker	2010	5-6	4-4	Watson Brown
1965	3-7	3-4	Wilburn Tucker	2011	7-4	6-2	Watson Brown
1966	5-5	4-3	Wilburn Tucker	2012	3-8	1-7	Watson Brown
1967	3-7	2-5	Wilburn Tucker				

OVC Championships (10)

1952*, 1953, 1955, 1958*, 1959*, 1960, 1961, 1972, 1975, 2011*


* Co Champions

NCAA FCS Playoff Appearances (1)

2011

ALL-TIME COACHES

Coach	Years	Overall Record	OVC Record	OVC Titles	Playoff Appearances
Loyall Duyck	1922	2-1-4 (.571)	-	-	-
Putty Overall	1923-46, 52-53	97-95-18 (.505)	9-1 (.900)	2	-
Hooper Eblen	1947-49	12-19 (.387)	3-6 (.333)	0	-
Star Wood	1950-51	9-12-1 (.432)	4-8 (.333)	0	-
Wilburn Tucker	1954-67	70-66-5 (.514)	49-34-2 (.588)	5	-
Don Wade	1968-82	81-78-3 (.509)	60-52-1 (.534)	2	0
Gary Darnell	1983-85	3-29 (.094)	3-18 (.143)	0	0
Jim Ragland	1986-95	42-66 (.389)	29-41 (.414)	0	0
Mike Hennigan	1996-05	52-57 (.477)	32-39 (.451)	0	0
Doug Malone (Acting)	2006	4-7 (.364)	4-4 (.500)	0	0
Watson Brown	2007-present	28-39 (.418)	19-29 (.396)	1	1



Jim Youngblood was a two-time All-American and was twice the OVC Defensive Player of the Year. He went on to play 12 seasons in the NFL.



Hardy M. Graham Stadium (7,500) - Opened in 1930.



UT MARTIN
SKYHAWKS



Dr. Thomas Rakes
Chancellor



Phil Dane
Athletics Director



Ryne Rickman
Football Contact



Jason Simpson
Head Coach

2013 SCHEDULE

Aug. 29	at Chattanooga	6:00 p.m.
<i>Chattanooga leads 3-0; Last Meeting: UTC won 26-7 (9/2/93)</i>		
Sept. 7	at Boise State (TV: ESPN3)	2:00 p.m.
<i>First meeting</i>		
Sept. 14	Central Arkansas (TV: WLJT)	6:00 p.m.
<i>Central Arkansas leads 8-3; Last Meeting: UCA won 48-34 (9/15/07)</i>		
Sept. 28	at Southeast Missouri*	6:00 p.m.
<i>Series tied 14-14; Last Meeting: UT Martin won 27-17 (10/20/12)</i>		
Oct. 5	Jacksonville State* (HC) (TV: ESPN3)	2:00 p.m.
<i>Jacksonville State leads 27-7; Last Meeting: UTM won 49-47 (11/3/12)</i>		
Oct. 10	at Tennessee Tech* (TV: WCTE)	7:00 p.m.
<i>Tenn. Tech leads 22-10-2; Last Meeting: TTU won 45-44 in OT (11/10/12)</i>		
Oct. 19	Tennessee State* (TV: WLJT)	1:00 p.m.
<i>Tennessee State leads 14-8; Last Meeting: UTM won 35-26 (11/17/12)</i>		
Oct. 26	at Austin Peay*	4:00 p.m.
<i>UT Martin leads 34-25-2; Last Meeting: UTM won 31-6 (9/22/12)</i>		
Nov. 2	Murray State* (TV: WLJT)	1:00 p.m.
<i>Murray State leads 35-16-1; Last Meeting: UTM won 66-59 (10/13/12)</i>		
Nov. 9	at Memphis	3:30 p.m.
<i>Memphis leads 8-4-1; Last Meeting: UT Martin won 20-17 (9/1/12)</i>		
Nov. 16	at Eastern Kentucky*	12:00 p.m.
<i>Eastern Kentucky leads 22-1; Last Meeting: EKU won 28-16 (9/29/12)</i>		
Nov. 23	Eastern Illinois* (TV: ESPN3)	1:00 p.m.
<i>Eastern Illinois leads 12-6; Last Meeting: UTM won 51-37 (10/6/12)</i>		

* Denotes Ohio Valley Conference Matchup

Home Games in Bold HC - Homecoming

All Times Central and Subject to Change

QUICK FACTS

Basic Information

Location:	Martin, Tenn.
Enrollment:	8,400
Founded:	1900 (Senior College in 1951)
Nickname:	Skyhawks
Colors:	Navy Blue and Orange
Chancellor:	Dr. Thomas Rakes
Athletic Director:	Phil Dane
Stadium (Capacity):	Hardy M. Graham Stadium (7,500)
Surface:	FieldTurf

Media Relations

Football Contact:	Ryne Rickman/Alex Boggis
Office Phone:	(731) 881-7632/(731) 881-7694
Cell Phone:	(270) 703-2601/(618) 357-1536
Fax:	(731) 881-7624
Email:	rickman@utm.edu/daboggis@utm.edu
Web site:	www.UTMSports.com
Press Box Phone:	(731) 881-7694

Team Information

Offense:	Multiple
Defense:	Multiple
Lettermen Returning/Lost:	61/22
Offensive Starters Returning:	6
Defensive Starters Returning:	6
Specialist Starters Returning:	2
2012 Record/OVC Record (Finish):	8-3/6-2 (2nd/tie)
Postseason:	none

All-Time Record/OVC Record:	332-452-18 (.425)/55-104 (.346)
Joined OVC:	1992
OVC Championships (Last):	1 (2006)
NCAA FCS Playoff Appearances (Last):	1 (2006)

PRESEASON DEPTH CHART

OFFENSE

WR	3	Jeremy Butler	6-3	205	Sr.
	9	Chris Thompson	5-11	198	Jr.
WR	8	Dylan Davis	6-2	195	Sr.
	19	Rod Wright	6-1	175	So.
OT	76	Charles Sweeton	6-5	291	Jr.
OG	73	John Johnson	6-5	298	Jr.
	75	Jordan Murphy	6-3	280	So.
C	65	Tyler Eady	6-2	270	Sr.
	60	Anthony Topps	6-1	274	Jr.
OG	72	Mathew Axline	6-5	310	So.
OT	78	Jackson Roberts	6-7	300	So.
	77	Sam Curtis	6-4	298	Jr.
QB	13	Jarod Neal	6-1	191	So.
	10	Tyler Rice	6-3	195	Jr.
RB	23	DJ McNeil	6-2	205	Sr.
	22	Trent Garland	5-9	180	So.
TE	85	Matt Stewart	6-2	239	Jr.
	87	Tyler McPeak	6-3	240	R-Fr.
WR	5	Kevin Anderson	5-10	175	Jr.
	88	Ben Axline	6-3	185	So.

DEFENSE

DE	91	Ryan Isom	6-2	280	Jr.
	54	Austin Hopper	6-3	264	Sr.
DT	95	Dean Wathen	6-2	246	Jr.
	48	Matt Murphy	6-2	260	Jr.
DE	2	DJ Roberts	6-2	245	Sr.
	82	Corey Rogers	6-4	250	So.
LB	31	Marquis Clemons	5-11	175	So.
	41	Ben Johnson	6-2	235	Sr.
LB	45	Caleb Counce	6-0	205	R-Fr.
	40	Tony Bell	6-1	200	Jr.
LB	51	James Ratliff	6-0	225	So.
	38	Bobby Ellis	5-9	198	Sr.
LB	44	Deilouse Jackson	6-1	223	Jr.
	12	Taino Fears-Perez	5-8	167	Jr.
CB	6	Kevin Barfield	5-9	167	Sr.
	7	J'Vontez Blackmon	6-0	208	Sr.
SS	28	Obi Nwanko	5-10	181	Sr.
	21	Brian Isaac	5-11	190	Jr.
FS	26	Walter Evans	5-11	175	So.
	4	Thad Williams	5-9	190	Sr.
CB	27	Camaren Harris	5-9	190	Sr.

SPECIAL TEAMS

PK	57	Jackson Redditt	6-2	190	So.
	39	James Satterfield	6-1	171	Jr.
P	39	James Satterfield	6-1	171	Jr.
	57	Jackson Redditt	6-2	190	So.
LS	98	Nick Michaels	5-11	220	So.
	54	Austin Hopper	6-3	264	Sr.
KR	6	Kevin Barfield	5-9	167	Sr.
	3	Jeremy Butler	6-3	205	Sr.
PR	6	Kevin Barfield	5-9	167	Sr.
	3	Jeremy Butler	6-3	205	Sr.

Returning Starters in Bold

Key Losses

QB	Derek Carr	
	<i>2nd Team All-OVC; 3,276 passing yards, 31 TD's</i>	
WR	Quentin Sims	
	<i>All-America; 86 catches, 1,092 yards, 16 TD's</i>	
DL	Montori Hughes	
	<i>All-American; 42 tackles, 8.5 TFL, 4.0 sacks, 13 QBH</i>	
RB	Tevin Barksdale	
	<i>568 rushing yards; 17 catches, 144 yards</i>	
RB	Jason McNair	
	<i>504 rushing yards, 3 TD's; 37 catches, 261 yards</i>	

PLAYERS TO WATCH

BEN JOHNSON

Senior • Linebacker

6-2 • 235 • Primm Springs, Tenn.

Third-Team Preseason All-American by the Sports Network...Preseason All-OVC selection...Was a first-team All-OVC selection in 2012...Ranked sixth nationally in tackles/game (11.9) last season; that number was tops in the OVC...Finished year with 131 total tackles...Also added four sacks (fourth in OVC)...The 131 tackles were the seventh-most in UTM single-season history...Accumulated eight or more tackles in all 11 games during 2012, including double-digit stops on eight occasions; made a career-best 17 tackles against Jacksonville State (Nov. 3)...Enters 2013 campaign just 17 tackles away from entering UT Martin's career top-10 list for all-time tackles.



JEREMY BUTLER

Senior • Wide Receiver

6-3 • 205 • Bradenton, Fla.

Named an OVC All-Newcomer selection following his debut season with the team in 2012...Was named the league's Newcomer of the Week twice (Oct. 14, Nov. 11) after transferring in from College of the Sequoias...Butler led the OVC with three multi-touchdown games and ranked in the top 10 in the OVC in seven other categories...Had 10 total touchdowns which all came against OVC competition...Hauled in eight catches for 177 yards and four touchdowns against Murray State (Oct. 13)...Had a career-high 13 catches against Tennessee Tech (Nov. 10).



TEAM NOTES

- Head coach Jason Simpson has won 43 Ohio Valley Conference games in seven years at UT Martin. Before Simpson arrived, UT Martin managed 37 wins in 14 years (1992-2005) under the direction of five head coaches.

- A familiar face joins the Skyhawk coaching staff in 2013, as UT Martin alum Kevin Bannon will tutor the offensive line. A two-time All-Ohio Valley Conference offensive lineman, Bannon appeared in 45 games (39 starts) during his Skyhawk career (2005-08) and was a key member of UT Martin's 2006 OVC championship squad. Bannon joins his alma mater after coaching stints at Marshall and Arkansas.

- On April 27, UT Martin produced its 12th player to be selected in the NFL Draft when the Indianapolis Colts snagged defensive lineman Montori Hughes in the fifth round (139th overall). Hughes was the first Ohio Valley Conference player selected in the 2013 NFL Draft and was the first UT Martin player to be selected since Fred Thomas was chosen in the second round (47th overall) by the Seattle Seahawks in 1996. Teammates Quentin Sims (Atlanta Falcons) and Derek Carr (New York Giants) also received professional mini-camp tryouts.

- The Skyhawks are coming off an 8-3 record in 2012, finishing the season tied for the best winning percentage (.727) in the Ohio Valley Conference. That mark ranks as the second-highest winning percentage since joining the OVC in 1992. UT Martin tied a program record with six OVC victories – including a 14-point win over league regular season champion Eastern Illinois – and chalked up a 20-17 triumph over in-state FBS foe Memphis in the season opener.

NUMERICAL ROSTER

No.	Name	Pos.	Ht.	Wt.	Yr.	Hometown (Last School)
1	Dylan Favre	QB	5-10	195	Jr.	Kiln, Miss. (Pearl River CC)
2	DJ Roberts	DE	6-2	245	R-Sr.	Knoxville, Tenn. (Austin-East HS)
3	Jeremy Butler	WR	6-3	205	Sr.	Bradenton, Fla. (College of Sequoias CC)
4	Thad Williams	DB	5-9	190	R-Sr.	Adel, Ga. (Hutchinson CC)
5	Kevin Anderson	WR	5-10	175	Jr.	Lakewood, Calif. (Arizona State Univ.)
6	Kevin Barfield	DB	5-9	167	Sr.	Memphis, Tenn. (Frayser HS)
7	J'vontez Blackmon	S	6-0	193	Sr.	Bryam, Miss. (Hinds CC)
8	Dylan Davis	WR	6-2	195	R-Sr.	Jackson, Miss. (Hinds CC)
9	Chris Thompson	WR	5-11	198	R-Jr.	St. Louis, Mo. (Riverview Garden HS)
10	Tyler Rice	QB	6-3	195	Jr.	Waynesboro, Tenn. (Wayne County HS)
11	Khalid Hagens	QB	6-3	189	Fr.	Maplewood, Mo. (Maplewood-Richmond Hts.)
12	Taino Fears-Perez	DB	5-8	167	Jr.	Knoxville, Tenn. (Farragut HS)
13	Jarod Neal	QB	6-1	180	R-So.	Hendersonville, Tenn. (Beech HS)
14	Najee Ray	RB	6-1	180	R-Fr.	Paris, Tenn. (Henry County HS)
16	Leon Carlton III	DB	5-10	175	Jr.	Hoover, Ala. (Pearl River CC)
17	DeAdrian Terry	WR	6-1	180	Jr.	Moss Point, Miss. (Mississippi Gulf Coast CC)
18	Jake Overbey	QB	6-2	195	Jr.	Jackson, Tenn. (Ole Miss)
19	Rod Wright	WR	6-1	175	R-So.	Memphis, Tenn. (Ridgeway HS)
20	Jeremy Cannon	DB	5-8	180	Sr.	West Point, Miss. (East Mississippi CC)
21	Brian Isaac	DB	5-11	190	Jr.	Natchez, Miss. (Copiah-Lincoln CC)
22	Trent Garland	RB	5-9	180	R-So.	Lawrenceburg, Tenn. (Middle Tennessee State)
23	DJ McNeil	RB	5-9	205	Sr.	Collierville, Tenn. (Briarcrest HS)
24	Jordan Landry	DB	5-8	165	So.	Tucker, Ga. (Tucker HS)
25	Ladevin Fair	RB	5-9	180	R-Fr.	Troy, Tenn. (Obion County Central HS)
26	Walter Evans	DB	5-11	175	R-So.	Memphis, Tenn. (Ridgeway HS)
27	Camaren Harris	DB	5-9	190	Sr.	Horne Lake, Miss. (Horne Lake HS)
28	Obi Nwankwo	S	5-10	181	Sr.	West Chester, Ohio (Lakota West HS)
29	Abou Toure	RB	6-2	230	Sr.	Framingham, Mass. (Utah State Univ.)
29	Aaron Simms	DB	5-10	160	Jr.	Mt. Juliet, Tenn. (McGavock HS)
30	Ariel Arguello	S	5-11	170	Jr.	Bellflower, Calif. (Long Beach City College)
30	Will Singleton	DB	6-0	180	R-So.	Memphis, Tenn. (Lane College)
31	Marquis Clemons	S	5-11	175	R-So.	St. Louis, Mo. (Webster Groves HS)
32	Chauncey Ingram	RB	5-11	175	Fr.	Austell, Ga. (South Cobb HS)
34	Tae Martin	ATH	6-3	187	Fr.	Murfreesboro, Tenn. (Siegel HS)
35	Justin Jackson	DB	5-10	175	Fr.	Johns Creek, Ga. (Chattahoochee HS)
36	Devontay Barnett	DB	6-1	198	Jr.	Taylorsville, Miss. (Jones County CC)
36	Amiri Hawkins	S	6-2	205	So.	Hermitage, Tenn. (Hillsboro HS)
37	La'Quante Bone	CB	5-10	175	Fr.	Huntsville, Ala. (Madison County HS)
38	Bobby Ellis	LB	5-9	198	Sr.	Dyersburg, Tenn. (Dyersburg HS)
39	James Satterfield	P	6-1	171	R-Jr.	Gallatin, Tenn. (Gallatin HS)
40	Tony Bell	DB	6-1	200	Jr.	Memphis, Tenn. (Kingsbury HS)
41	Ben Johnson	LB	6-2	235	R-Sr.	Primm Springs, Tenn. (Fairview HS)
42	Roland Genesy	RB	6-1	220	R-Fr.	Millington, Tenn. (Millington Central HS)
43	James Cotton	LB	6-3	223	Fr.	Belleville, Ill. (Belleville East HS)
44	Deilouse Jackson	LB	6-1	223	Jr.	Warner Robins, Ga. (Garden City CC)
45	Caleb Counce	LB	6-0	205	R-Fr.	Paris, Tenn. (Henry County HS)
47	Deantae Glover	DE	6-1	240	So.	Murfreesboro, Tenn. (Riverdale HS)
48	Matt Murphy	DL	6-2	260	Jr.	Memphis, Tenn. (Christian Brothers HS)
49	Mitch Mersman	K	6-2	190	Fr.	Dickson, Tenn. (Dickson County HS)
50	Ethan Myers	LB	6-0	215	R-Jr.	Columbia, Tenn. (Columbia Central HS)
51	James Ratliff	LB	6-0	225	R-So.	Memphis, Tenn. (Craigmont HS)
54	Austin Hopper	DL	6-3	264	R-Sr.	Troy, Tenn. (Obion County Central HS)
55	DJ Simmons	LB	6-0	200	Fr.	Rogersville, Ala. (Lauderdale County HS)
57	Jackson Redditt	K	6-2	190	R-So.	Mt. Juliet, Tenn. (Wilson Central HS)
60	Anthony Topps	OL	6-1	274	R-Jr.	Fort Campbell, Ky. (Fort Campbell HS)
61	Juwan Turner	OL	6-0	265	R-Jr.	Old Hickory, Tenn. (McGavock HS)
62	Kenneth Crenshaw	OL	6-1	230	R-Fr.	Stone Mountain, Ga. (Tucker HS)
63	Dominique Vaughn	OL	6-3	285	Jr.	Gardena, Calif. (Santa Monica College)
64	Kadarren Bond	OL	6-4	282	Fr.	Brownsville, Tenn. (Haywood County HS)
65	Tyler Eady	OL	6-2	270	R-Sr.	Smyrna, Tenn. (Smyrna HS)
66	Clay McKinnie	LB	6-1	210	R-Sr.	Medon, Tenn. (Chester County HS)
68	Tyler Kilburn	OL	6-3	275	R-Fr.	Lawrenceburg, Tenn. (Lawrence County HS)
71	Alex Roberts	OL	6-5	260	Fr.	St. Louis, Mo. (Webster Groves HS)
72	Mathew Axline	OL	6-5	310	R-So.	Shelbyville, Ky. (Shelby County HS)
73	John Johnson	OL	6-5	248	R-Jr.	University City, Mo. (University City HS)
74	Robert Burleigh	OL	6-5	313	Fr.	Jackson, Tenn. (South Side HS)
75	Jordan Murphy	OL	6-3	280	R-So.	Camden, Tenn. (Camden Central HS)
76	Charles Sweeton	OL	6-5	291	R-Jr.	Lawrenceburg, Tenn. (Lawrence County HS)
77	Sam Curtis	OL	6-4	298	R-Jr.	South Fulton, Tenn. (South Fulton HS)
78	Jackson Roberts	OL	6-7	300	R-So.	St. Louis, Mo. (Webster Groves HS)
79	Garrett Vincent	DL	6-0	200	R-So.	Martin, Tenn. (Westview HS)
80	Corey Jordan	WR	5-11	215	Sr.	Antioch, Tenn. (Hillsboro HS)
81	Caylon Weathers	WR	6-4	207	Fr.	Germantown, Tenn. (Germantown HS)
82	Corey Rogers	DE	6-4	250	R-So.	Winchester, Ky. (George Rogers Clark HS)
83	Drew Thomas	TE	6-3	210	R-Fr.	Lakeland, Tenn. (Arlington HS)
84	Will Whitley	WR	6-3	187	Fr.	Memphis, Tenn. (Memphis University School)
85	Matt Stewart	TE	6-2	239	R-Jr.	Mt. Juliet, Tenn. (Mount Juliet HS)
86	Malik Generett	WR	6-4	205	R-Sr.	York, Pa. (Univ. of Connecticut)
87	Tyler McPeak	TE	6-3	240	R-Fr.	Dresden, Tenn. (Dresden HS)
88	Ben Axline	WR	6-3	185	R-So.	Shelbyville, Ky. (Martha Layne Collins HS)
90	Tyler Sweeden	DE	6-3	220	R-Fr.	Louisville, Ky. (Trinity HS)
91	Ryan Isom	DT	6-2	280	R-Jr.	St. Louis, Mo. (Desmet Jesuit HS)
92	Nick Brown	OL	6-2	233	R-Jr.	Louisville, Ky. (DuPont Manual HS)
94	Keith Jones	DL	6-1	275	R-Fr.	Florissant, Mo. (McCleure North HS)
95	Dean Wathen	DL	6-2	246	R-Jr.	Henderson, Ky. (Henderson County HS)
96	Trey Warren	DL	6-2	189	Fr.	Marietta, Ga. (Marietta HS)
98	Nick Michaels	LS	5-11	220	R-So.	Murfreesboro, Tenn. (Riverdale HS)

ALPHABETICAL ROSTER

No.	Name	Pos.	Yr.
5	Kevin Anderson	WR	Jr.
30	Ariel Arguello	S	Jr.
88	Ben Axline	WR	So.
72	Matt Axline	OL	So.
6	Kevin Barfield	DB	Sr.
36	Devontay Barnett	DB	Jr.
40	Tony Bell	DB	Jr.
7	J'vontez Blackmon	S	Sr.
64	Kadarren Bond	OL	Fr.
37	La'Quante Bone	CB	Fr.
92	Nick Brown	OL	Jr.
74	Robert Burleigh	OL	Fr.
3	Jeremy Butler	WR	Sr.
20	Jeremy Cannon	DB	Sr.
16	Leon Carlton III	DB	Jr.
31	Marquis Clemons	S	So.
43	James Cotton	LB	Fr.
45	Caleb Counce	LB	R-Fr.
62	Kenneth Crenshaw	OL	R-Fr.
77	Sam Curtis	OL	Jr.
8	Dylan Davis	WR	Sr.
65	Tyler Eady	OL	Sr.
38	Bobby Ellis	LB	Sr.
26	Walter Evans	DB	So.
25	Ladevin Fair	RB	R-Fr.
1	Dylan Favre	QB	Jr.
12	Taino Fears-Perez	DB	Jr.
22	Trent Garland	RB	So.
86	Malik Generett	WR	Sr.
42	Roland Genesy	RB	R-Fr.
47	Deantae Glover	DE	So.
11	Khalid Hagen	QB	Fr.
27	Camaren Harris	DB	Sr.
36	Amiri Hawkins	S	So.
54	Austin Hopper	DL	Sr.
32	Chauncey Ingram	RB	Fr.
21	Brian Isaac	DB	Jr.
91	Ryan Isom	DT	Jr.
44	Deilouse Jackson	LB	Jr.
35	Justin Jackson	DB	Fr.
41	Ben Johnson	LB	Sr.
73	John Johnson	OL	Jr.
94	Keith Jones	DL	R-Fr.
80	Corey Jordan	WR	Sr.
68	Tyler Kilburn	OL	R-Fr.
24	Jordan Landry	DB	So.
34	Tae Martin	ATH	Fr.
66	Clay McKinnie	LB	Sr.
23	DJ McNeil	RB	Sr.
87	Tyler McPeak	TE	R-Fr.
49	Mitch Mersman	K	Fr.
98	Nick Michaels	LS	So.
75	Jordan Murphy	OL	So.
48	Matt Murphy	DL	Jr.
50	Ethan Myers	LB	Jr.
13	Jarod Neal	QB	Jr.
28	Obi Nwankwo	S	Sr.
18	Jake Overbey	QB	Jr.
51	James Ratliff	LB	So.
14	Najee Ray	RB	R-Fr.
57	Jackson Redditt	K	So.
10	Tyler Rice	QB	Jr.
71	Alex Roberts	OL	Fr.
2	DJ Roberts	DE	Sr.
78	Jackson Roberts	OL	So.
82	Corey Rogers	DE	So.
39	James Satterfield	P	Jr.
55	DJ Simmons	LB	Fr.
29	Aaron Sims	DB	So.
30	Will Singleton	DB	R-So.
85	Matt Stewart	TE	Jr.
90	Tyler Sweeden	DE	R-Fr.
76	Charles Sweeton	OL	Jr.
17	DeAdrian Terry	WR	Jr.
83	Drew Thomas	TE	R-Fr.
9	Chris Thompson	WR	Jr.
60	Anthony Topps	OL	Jr.
29	Abou Toure	RB	Jr.
61	Juwan Turner	OL	Jr.
63	Dominique Vaughn	OL	Jr.
79	Garrett Vincent	DL	So.
96	Trey Warren	DL	Fr.
95	Dean Wathen	DL	Jr.
81	Caylon Weathers	WR	Fr.
84	Will Whitley	WR	Fr.
4	Thad Williams	DB	Sr.
24	Rod Wright	WR	So.



Jason Simpson, who enters his seventh year with the program in 2012, was the choice for the 2006 Roy Kidd OVC Coach of the Year Award. That year - his first with the program - he led the Skyhawks to their first OVC Championship and first NCAA FCS Playoff berth.

JASON SIMPSON

HEAD COACH

8TH SEASON

45-34 CAREER RECORD

Birthdate: Jan. 25, 1971
Hometown: Ellisville, Miss.
College: Southern Miss, 1995 (Sports Administration)
Family: Wife - Julie
 Children - Ty, Emma, Graham

Career Record

Year	School	Overall	Conf. (Finish)
2006	UT Martin	9-3	6-1 (1st-t)
2007	UT Martin	4-7	4-4 (6th)
2008	UT Martin	8-4	6-2 (2nd-t)
2009	UT Martin	5-6	4-4 (4th-t)
2010	UT Martin	6-5	5-3 (4th-t)
2011	UT Martin	5-6	4-4 (5th-t)
2012	UT Martin	8-3	6-2 (2nd-t)

CAREER HIGHLIGHTS

• In his first three years at UT Martin Simpson won 21 games, which was the highest three-year win total in school history.

• In his first season as a head coach (2006), Simpson led UT Martin to its best season of football at the FCS level and was named OVC Coach of the Year for his efforts. The Skyhawks won nine games overall (the most since winning 11 in 1988 when the team competed at the Division II level), shared its first Ohio Valley Conference Championship and advanced to the FCS Playoffs for the first time in school history. It was only the team's third .500 or better record since the move up from Division II.

• Simpson came to UTM after three seasons at Chattanooga as that program's offensive coordinator. At UTC, he helped the Mocs to a 6-5 record in 2006, the program's first winning season since 1997. There he coached quarterback Cedric Stevens, who threw for more than 3,100 yards and had a 66 percent completion percentage. He also coached Alonzo Nix, who set the Southern Conference record for receptions (90) on his way to All-America honors.

• Simpson got his start at Delta State (1994-95) serving as the defensive backs coach for two years before moving onto Jacksonville State (1997-99). At JSU he was a member of the staff that was responsible for the third best turnaround in Division I football for the 1997 and 1998 seasons. That was followed by one year at Blinn Junior College (2000) and four seasons as quarterbacks coach and recruiting coordinator at Texas State (2000-03).

• Simpson played two seasons of college football at Mississippi State, where he was also a member of the baseball team. He then transferred to Southern Miss, where he was a two-time all-conference pick on the diamond and a team captain.

ASSISTANT COACHES

Associate Head Coach/LB's/Special Teams:Jordon Hankins
 Alma Mater: UT Martin, 2005 (4th season)

Defensive Coordinator:Jeff Byrd
 Alma Mater: Southern Miss, 1982 (2nd season)

Offensive Coordinator/Wide Receivers: Carmen Felus
 Alma Mater:Western Maryland, 1995 (3rd season)

Assistant Head Coach/Defensive Line: Bernard Riley
 Alma Mater: Southern California, 2003 (3rd season)

Offensive Line:Kevin Bannon
 Alma Mater: UT Martin, 2009 (1st season)

Running Backs/Tight Ends: Eric Stuedemann
 Alma Mater: North Central College, 2007 (2nd season)

Defensive Assistant/Recruiting Coordinator: Nick Glenn
 Alma Mater: UT Martin, 2005 (3rd season)

Offensive Graduate Assistant Derek Carr
 Alma Mater: UT Martin, 2013 (1st season)

Defensive Graduate Assistant: Julius McNair
 Alma Mater: UT Martin, 2013 (1st season)

Director of Football Operations: Randy Barnes
 Alma Mater: UT Martin, 1973 (9th season)

2012 TEAM STATISTICS

	<u>UTM</u>	<u>Opponent</u>				
SCORING	369	323				
Points Per Game	33.5	29.4				
FIRST DOWNS	249	286				
Rushing	77	122				
Passing	146	146				
Penalty	26	18				
RUSHING YARDAGE	1427	2027				
Yards Gained Rushing	1676	2282				
Yards Lost Rushing	249	255				
Rushing Attempts	390	472				
Average Per Rush	3.7	4.3				
Average Per Game	129.7	184.3				
TDs Rushing	14	13				
PASSING YARDAGE	3295	3145				
Comp-Att-Int	265-418-8	234-417-13				
Average Per Pass	7.9	7.5				
Average Per Catch	12.4	13.4				
Average Per Game	299.5	285.9				
TDs Passing	31	30				
TOTAL OFFENSE	4722	5172				
Total Plays	808	889				
Average Per Play	5.8	5.8				
Average Per Game	429.3	470.2				
TIME OF POSSESSION/GAME	29:37	30:23				
3RD DOWN CONVERSIONS	62/155	82/183				
3rd-Down Pct.	40%	45%				
4TH DOWN CONVERSIONS	11/23	20/28				
4th-Down Pct.	48%	71%				
RED-ZONE SCORES	37-50 (74%)	40-52 (77%)				
RED-ZONE TOUCHDOWNS	30-50 (60%)	32-52 (62%)				
PAT-ATTEMPTS	46-47 (98%)	36-39 (92%)				
ATTENDANCE	25,523	81,675				
Games/Avg. Per Game	5/5,105	6/13,612				
Neutral Site Games	-	0/0				
<u>SCORE BY QUARTERS</u>	<u>1st</u>	<u>2nd</u>	<u>3rd</u>	<u>4th</u>	<u>OT</u>	<u>Total</u>
UT Martin	118	92	82	71	6	369
Opponents	57	85	51	123	7	323

2012 INDIVIDUAL STATISTICS

RUSHING						
<u>Player</u>	<u>G</u>	<u>Att.</u>	<u>Yds.</u>	<u>Avg.</u>	<u>TD</u>	<u>Yds./G</u>
Tevin Barksdale	10	116	539	4.6	0	53.9
Jason McNair	11	112	460	4.1	3	41.8
DJ McNeil	11	103	32	402	3.9	36.5
Trent Garland	10	8	50	6.2	1	5.0
Kevin Barfield	11	3	14	4.7	0	1.3
PASSING						
<u>Player</u>	<u>G</u>	<u>Cmp.-Att.</u>	<u>Pct.</u>	<u>Yds.</u>	<u>TD/Int.</u>	<u>Avg.</u>
Derek Carr	11	264-415	63.6	3276	31/8	297.8
RECEIVING						
<u>Player</u>	<u>G</u>	<u>No.</u>	<u>Yds.</u>	<u>Avg.</u>	<u>TD</u>	<u>Yds./G</u>
Quentin Sims	11	86	1092	12.7	16	99.3
Jeremy Butler	10	51	750	14.7	10	75.0
Jason McNair	11	37	261	7.1	0	23.7
Dylan Davis	11	23	293	12.7	0	26.6
Chris Thompson	10	18	242	13.4	2	24.2
SCORING						
<u>Player</u>	<u>G</u>	<u>TD</u>	<u>XPt.</u>	<u>FG</u>	<u>Pts.</u>	<u>Pts./G</u>
Quentin Sims	11	16	-	-	96	8.7
Cody Sandlin	11	-	44-45	9-19	71	6.5
Jeremy Butler	10	10	-	-	60	6.0
DJ McNeil	11	9	-	-	54	4.9
Jason McNair	11	4	-	-	24	2.2
TACKLES						
<u>Player</u>	<u>G</u>	<u>Solo</u>	<u>Asst.</u>	<u>Total</u>	<u>TFL</u>	<u>Sacks</u>
Ben Johnson	11	60	71	131	5.0	4.0
Tony Bell	11	29	49	78	9.0	4.0
J'Vontez Blackmon	11	42	34	76	1.5	0
Julius McNair	11	36	34	70	1.0	1.0
Chris Wright	11	29	27	56	11.0	2.0
INTERCEPTIONS						
<u>Player</u>	<u>G</u>	<u>No.</u>	<u>Yds.</u>	<u>Avg.</u>	<u>TD</u>	<u>PBU</u>
Thad Williams	11	2	73	36.5	1	7
Jett Howard	11	2	0	0.0	0	6
J'Vontez Blackmon	11	2	10	5.0	0	3
Returning Players in Bold						



2012 SCHEDULE AND RESULTS

<u>Date</u>	<u>Opponent</u>	<u>Result</u>	<u>Attendance</u>
9/1	at Memphis	W, 20-17	39,076
9/8	at Northern Illinois	L, 35-7	16,010
9/13	Southeastern Louisiana	W, 23-6	4,012
9/22	at Austin Peay*	W, 31-6	7,463
9/29	#19 Eastern Kentucky*	L, 28-16	4,994
10/6	Eastern Illinois*	W, 51-37	5,456
10/13	at Murray State*	W, 66-59	9,597
10/20	at Southeast Missouri*	W, 27-17	5,820
11/3	Jacksonville State*	W, 49-47	4,739
11/10	at Tennessee Tech*	L, 45-44 (OT)	3,709
11/17	#23 Tennessee State*	W, 35-26	6,322

* - Ohio Valley Conference Contest
Home Games in Bold

TEAM RECORDS

INDIVIDUAL RUSHING

Most Attempts

Game: 47 - Don Chapman vs. Murray State (2005)
Season: 302 - Don Chapman (2005)
Career: 1046 - Don Chapman (2004-07)

Most Yards

Game: 272 - Don Chapman vs. Southeast Mo. (2004)
Season: 1,412 - Don Chapman (2006)
Career: 5,017 - Don Chapman (2004-07)

INDIVIDUAL PASSING

Most Attempts

Game: 65 - Brady Wahlberg vs. Jacksonville St. (2003)
Season: 424 - Leon Reed (1988)
Career: 1,110 - Derek Carr (2009-12)

Most Completions

Game: 44 - Brady Wahlberg vs. Jacksonville St. (2003)
Season: 264 - Derek Carr (2012)
Career: 665 - Derek Carr (2009-12)

Most Yards

Game: 560 - Derek Carr vs. Murray State (2012)
Season: 3,276 - Derek Carr (2012)
Career: 8,428 - Derek Carr (2009-12)

INDIVIDUAL RECEIVING

Most Receptions

Game: 16 - William Mackall vs. Delta State (1987)
Season: 90 - William Mackall (1987)
Career: 225 - William Mackall (1985-88)

Most Receiving Yards

Game: 283 - William Mackall vs. Troy State (1988)
Season: 1,092 - Quentin Sims (2012)
Career: 2,494 - William Mackall (1985-88)



UT Martin running back Don Chapman (2004-07) became the No. 3 leading rusher in OVC history and only 14th Division I player to rush for 1,000 yards in four consecutive seasons.

YEAR-BY-YEAR RESULTS

YEAR	ALL	OVC	COACH	YEAR	ALL	OVC	COACH
1952	3-4	--	James Henson	1983	4-7	--	Fred Pickard
1953	2-5	--	James Henson	1984	2-8-1	--	Fred Pickard
1954	2-6	--	James Henson	1985	1-10	--	Fred Pickard
1955	2-5-1	--	James Henson	1986	3-8	--	Don McLeary
1956	4-4	--	James Henson	1987	5-6	--	Don McLeary
1957	6-1	--	Bob Carroll	1988	11-2	--	Don McLeary
1958	7-0-1	--	Bob Carroll	1989	2-9	--	Don McLeary
1959	4-4	--	Bob Carroll	1990	4-7	--	Don McLeary
1960	7-3	--	Bob Carroll	1991	5-6	--	Don McLeary
1961	4-5	--	Bob Carroll	1992	3-8	2-6	Don McLeary
1962	6-3	--	Bob Carroll	1993	6-5	5-3	Don McLeary
1963	5-5	--	Bob Carroll	1994	5-6	2-6	Don McLeary
1964	4-5-1	--	Bob Carroll	1995	5-6	4-4	Don McLeary
1965	4-5	--	Bob Carroll	1996	1-10	1-7	Don McLeary
1966	5-5	--	Bob Carroll	1997	1-10	0-7	Jim Marshall
1967	10-1	--	Bob Carroll	1998	0-11	0-7	Jim Marshall
1968	3-5-1	--	Bob Carroll	1999	1-10	0-7	Jim Marshall
1969	3-6	--	Bob Carroll	2000	2-9	0-7	Sam McCorkle
1970	7-3	--	Bob Carroll	2001	1-10	0-6	Sam McCorkle
1971	5-5	--	Bob Carroll	2002	2-10	0-6	Sam McCorkle
1972	1-9	--	Bob Carroll				Johnny Jernigan
1973	2-8-1	--	Bob Carroll	2003	2-10	1-7	Matt Griffin
1974	2-9	--	Bob Carroll	2004	2-9	1-7	Matt Griffin
1975	2-8	--	George MacIntyre	2005	6-5	4-4	Matt Griffin
1976	8-3	--	George MacIntyre	2006	9-3	6-1	Jason Simpson
1977	8-3	--	George MacIntyre	2007	4-7	4-4	Jason Simpson
1978	2-8	--	Vester Newcomb	2008	8-4	6-2	Jason Simpson
1979	5-5	--	Vester Newcomb	2009	5-6	4-4	Jason Simpson
1980	4-7	--	Lynn Amadee	2010	6-5	5-3	Jason Simpson
1981	4-7	--	Lynn Amadee	2011	5-6	4-4	Jason Simpson
1982	5-6	--	Fred Pickard	2012	8-3	6-2	Jason Simpson

Above Includes Years as a Senior College Only

OVC Championships (1)

2006*

* Co Champions

NCAA FCS Playoff Appearances (1)

2006

ALL-TIME COACHES

Coach	Years	Overall Record	OVC Record	OVC Titles	Playoff Appearances
James Henson	1952-56	13-24-1 (.355)	-	-	-
Bob Carroll	1957-74	85-82-4 (.509)	-	-	-
George MacIntyre	1975-77	18-14 (.563)	-	-	-
Vester Newcomb	1978-79	7-13 (.350)	-	-	-
Lynn Amadee	1980-81	8-14 (.364)	-	-	-
Fred Pickard	1982-85	12-31-1 (.284)	-	-	-
Don McLeary	1986-96	50-73 (.407)	14-26 (.350)	0	0
Jim Marshall	1997-99	2-31 (.061)	0-21 (.000)	0	0
Sam McCorkle	2000-02	5-25 (.167)	0-16 (.000)	0	0
Johnny Jernigan	2002	0-4 (.000)	0-3 (.000)	0	0
Matt Griffin	2003-05	10-24 (.294)	6-18 (.250)	0	0
Jason Simpson	2006-present	45-34 (.570)	35-20 (.636)	1	1



2012 ALL-OHIO VALLEY CONFERENCE TEAMS

OVC Offensive Player of the Year: Erik Lora (WR), Eastern Illinois
OVC Defensive Player of the Year: Blake Peiffer (LB), Southeast Missouri
OVC Freshman of the Year: Scott Lathrop (QB), Southeast Missouri
OVC Roy Kidd Coach of the Year: Dino Babers, Eastern Illinois

FIRST-TEAM OFFENSE

<u>Player</u> , <u>School</u>	<u>Pos.</u>	<u>Ht.</u>	<u>Wt.</u>	<u>Yr.</u>	<u>Hometown</u>	<u>Key Stats</u>
Casey Brockman, Murray State ^*	QB	6-2	220	Sr.	Murray, Ky.	359-of-517, 3729 yds, 28 TDs, 7 rush TDs
Matt Denham, Eastern Kentucky *	RB	5-10	185	Sr.	Rineyville, Ky.	1386 yards, 14 TDs, 14 catches, 3 TDs
Trabis Ward, Tennessee State	RB	5-10	200	Jr.	Ft. Lauderdale, Fla.	1422 yards, 15 TDs, 21 catches, 248 yards
Erik Lora, Eastern Illinois	WR	5-10	181	R-Jr.	Miami, Fla.	136 catches, 1664 yards, 12 TDs
Quentin Sims, UT Martin #%	WR	6-3	202	Sr.	Cincinnati, Ohio	86 catches, 1092 yards, 16 TDs
A.C. Leonard, Tennessee State	TE	6-4	245	So.	Jacksonville, Fla.	51 catches, 733 yards, 6 TDs
Sherman Carter, Tennessee State #	C	6-3	300	Sr.	LaVergne, Tenn.	
Collin Seibert, Eastern Illinois	OG	6-4	268	So.	Oswego, Ill.	
Kadeem Edwards, Tennessee State #	OG	6-4	290	Jr.	Sanford, Fla.	
Aaron Adams, Eastern Kentucky *	OT	6-5	295	Sr.	Lake Worth, Fla.	
Rogers Gaines, Tennessee State #	OT	6-7	320	Sr.	Goodlettsville, Tenn.	

FIRST-TEAM DEFENSE

<u>Player</u> , <u>School</u>	<u>Pos.</u>	<u>Ht.</u>	<u>Wt.</u>	<u>Yr.</u>	<u>Hometown</u>	<u>Key Stats</u>
Artavious Dowdell, Eastern Illinois #	DL	6-2	230	Sr.	Belle Glade, Fla.	58 tackles, 13.5 TFL, 7.5 sacks, 8 QBH, 3 FF
Robert Knowles, Eastern Kentucky	DL	6-1	273	Sr.	Lexington, Ky.	40 tackles, 11.0 TFL, 5.0 sacks, 5 QBH
DeMitorio Tyson, Jacksonville State	DL	6-2	275	Sr.	Elba, Ala.	30 tackles, 7.0 TFL, 3.5 sacks, 5 QBH
Montori Hughes, UT Martin	DL	6-4	330	Sr.	Murfreesboro, Tenn.	42 tackles, 8.5 TFL, 4.0 sacks, 13 QBH
Anthony Brown, Eastern Kentucky ^!	LB	6-0	220	Jr.	Cincinnati, Ohio	60 tackles, 12.5 TFL, 2.5 sacks, 6 QBH, 3 FF
Blake Peiffer, Southeast Missouri *	LB	6-1	225	Sr.	Jackson, Mo.	117 tackles, 8.0 TFL, 2 PBU, 1 QBH, 2 FF
Ben Johnson, UT Martin %	LB	6-2	215	Jr.	Primm Springs, Tenn.	131 tackles, 5.0 TFL, 4.0 sacks, 2 FF, 2 FR
Nick Beard, Eastern Illinois	DB	6-1	183	Jr.	Delray Beach, Fla.	85 tackles, 3.0 TFL, 1.0 sacks, 9 PBU, 1 FF
Brooklyn Fox, Eastern Kentucky	DB	6-4	215	Sr.	Tulsa, Okla.	57 tackles, 3.0 TFL, 6 INT, 4 PBU, 2 FR
Tylor Brock, Southeast Missouri \$	DB	6-3	218	Sr.	St. Louis, Mo.	81 tackles, 3.0 TFL, 4 INT, 4 PBU, 1 FF
Steven Godbolt, Tennessee State %	DB	6-1	180	So.	Cross City, Fla.	45 tackles, 6 INT, 6 PBU, 2 FF

FIRST-TEAM SPECIALISTS

<u>Player</u> , <u>School</u>	<u>Pos.</u>	<u>Ht.</u>	<u>Wt.</u>	<u>Yr.</u>	<u>Hometown</u>	<u>Key Stats</u>
Cameron Berra, Eastern Illinois	K	5-11	203	Jr.	St. Louis, Mo.	12-of-13 FGs, Long of 44, 48-of-52 PATs
Chad Zinchini, Tennessee Tech	P	6-3	220	Jr.	Hendersonville, Tenn.	44.8 yards/punt, Long of 64, 19 inside 20-yd line
Walter Powell, Murray State	RS	6-0	180	Jr.	St. Louis, Mo.	26.3 yds./KR, 15.8 yds./PR, 2 TDs

SECOND-TEAM OFFENSE

<u>Player</u> , <u>School</u>	<u>Pos.</u>	<u>Ht.</u>	<u>Wt.</u>	<u>Yr.</u>	<u>Hometown</u>	<u>Key Stats</u>
Jimmy Garoppolo, Eastern Illinois !	QB	6-3	206	Jr.	Arlington Heights, Ill.	331-of-540, 3823 yds, 31 TDs, 2 rush TDs
Derek Carr, UT Martin	QB	6-1	191	Sr.	McKenzie, Tenn.	264-of-415, 3276 yds, 31 TDs, 1 rush TD
Jake Walker, Eastern Illinois	RB	5-11	194	Sr.	Delray Beach, Fla.	1153 yards, 12 TDs, 18 catches, 1 TD
Levi Terrell, Southeast Missouri	RB	6-0	195	Sr.	De Soto, Mo.	1349 yards, 6 TDs, 122.6 yards/game
Tyrone Goard, Eastern Kentucky #	WR	6-4	192	Sr.	Charleston, W.Va.	41 catches, 900 yards, 8 TDs
Walter Powell, Murray State	WR	6-0	180	Jr.	St. Louis, Mo.	94 catches, 1213 yards, 10 TDs
Sam Hendricks, Eastern Illinois	TE	6-4	206	So.	Cincinnati, Ohio	37 catches, 306 yards, 2 TDs
Kevin Kapellas, Eastern Illinois	C	6-4	277	Sr.	Cincinnati, Ohio	
Justin Meredith, Eastern Kentucky	OG	6-2	290	Jr.	Bowling Green, Ky.	
Tori Mobley, Jacksonville State	OG	6-3	280	Sr.	Columbus, Ga.	
Patrick Ford, Eastern Kentucky *	OT	6-6	305	Sr.	Richmond, Ky.	
Roderick Tomlin, Murray State	OT	6-5	300	Sr.	Jackson, Tenn.	

SECOND-TEAM DEFENSE

<u>Player</u> , <u>School</u>	<u>Pos.</u>	<u>Ht.</u>	<u>Wt.</u>	<u>Yr.</u>	<u>Hometown</u>	<u>Key Stats</u>
Roosevelt Holliday, Eastern Illinois	DL	6-3	297	Sr.	Bolingbrook, Ill.	58 tackles, 9.0 TFL, 1.0 sacks, 2 FF, 1 FR
Pat Wertz, Eastern Illinois	DL	6-4	241	Sr.	Orland Hills, Ill.	53 tackles, 8.5 TFL, 3.0 sacks, 4 QBH, 3 FF
Shawn Shupperd, Eastern Kentucky	DL	6-5	257	Jr.	Brownsburg, Ind.	56 tackles, 3.0 TFL, 1.5 sacks, 16 QBH, 3 FR
Antonio Harper, Tennessee State #	DL	6-3	245	Jr.	Memphis, Tenn.	36 tackles, 6.5 TFL, 3.5 sacks, 1 INT, 1 FF
DJ Roberts, UT Martin	DL	6-2	245	Jr.	Knoxville, Tenn.	53 tackles, 11.5 TFL, 3.5 sacks, 11 QBH, 1 FF
Ichiro Vance, Eastern Kentucky *	LB	6-1	235	Jr.	LaGrange, Ky.	56 tackles, 4.0 TFL, 1 INT, 1 QBH
Kevin Hamlin, Eastern Kentucky %	LB	6-3	200	Sr.	Jupiter, Fla.	60 tackles, 7.5 TFL, 3.0 sacks, 2 INT, 2 FF
Nick Thrasher, Tennessee State	LB	6-2	240	So.	Morrow, Ga.	105 tackles, 9.0 TFL, 1.0 sacks, 1 QBH, 1 FF
Justin Bell, Eastern Kentucky	DB	5-10	176	Sr.	Tampa, Fla.	56 tackles, 2.5 TFL, 2 INT, 10 PBU, 2 FF
Brandon Stanley, Eastern Kentucky	DB	6-1	201	So.	Suwanee, Ga.	81 tackles, 3.0 TFL, 1.0 sacks, 3 PBU, 2 FF
Daniel Fitzpatrick, Tennessee State	DB	6-2	190	So.	Fort Wayne, Ind.	61 tackles, 5.0 TFL, 1 INT, 8 PBU, 2 FF, 1 FR
Thad Williams, UT Martin	DB	5-9	190	Jr.	Adel, Ga.	44 tackles, 1.0 TFL, 2 INT, 7 PBU, 1 FR

SECOND-TEAM SPECIALISTS

<u>Player</u> , <u>School</u>	<u>Pos.</u>	<u>Ht.</u>	<u>Wt.</u>	<u>Yr.</u>	<u>Hometown</u>	<u>Key Stats</u>
Jamin Godfrey, Tennessee State	K	6-0	180	Jr.	Englewood, Tenn.	16-of-20 FGs, Long of 46, 33-of-36 PATs
James Satterfield, UT Martin	P	6-1	171	So.	Gallatin, Tenn.	42.5 yards/punt, Long of 73, 9 inside 20-yd line
Ladarius Vanlier, Tennessee Tech	RS	5-7	165	Fr.	Nashville, Tenn.	20.9 yds/KR, 1 TD, Long of 94, 8.0 yds/PR
Jason McNair, UT Martin &	RS	5-9	192	Sr.	Mt. Olive, Miss.	17.6 yds/PR, Long of 75, 1 TD, 14.8 yds/KR

* - 1st Team All-OVC in 2011
 \$ - 1st Team All-OVC in 2010

- 2nd Team All-OVC in 2011
 ^ - 2nd Team All-OVC in 2010

% - OVC All-Newcomer Team in 2011
 ! - OVC All-Newcomer in 2010 & - OVC All-Newcomer in 2009

ALL-NEWCOMER TEAM

<u>Player</u> , <u>School</u>	<u>Pos.</u>	<u>Ht.</u>	<u>Wt.</u>	<u>Yr.</u>	<u>Hometown</u>	<u>Key Stats</u>
Reco Williams, Austin Peay	RB	6-1	250	R-Fr.	Clarksville, Tenn.	496 yards, 2 TDs, 17 catches, 147 yds, 1 TD
LeQuince McCall, Eastern Illinois	LB	6-1	220	Jr.	San Antonio, Texas	82 tackles, 5.0 TFL, 1.0 sacks, 2 QBH, 1 FF
Jermaine Hough, Jacksonville State	DB	5-9	163	Fr.	Lovejoy, Ga.	42 tackles, 5.0 TFL, 3 INT, 8 PBU, 1 QBH
Jaamal Berry, Murray State	RB	5-10	200	Jr.	Miami, Fla.	675 yards, 7 TDs, 29 catches, 234 yds, 1 TD
Scott Lathrop, Southeast Missouri	QB	5-10	175	R-Fr.	Warrenton, Mo.	91-of-158, 1025 yds, 7 TDs, 824 rush yds, 7 TDs
A.C. Leonard, Tennessee State	TE	6-4	245	So.	Jacksonville, Fla.	51 catches, 733 yards, 6 TDs
Joe Bowens, Tennessee State	TE	6-5	230	Fr.	Greenville, S.C.	28 catches, 348 yards, 2 TDs
Da'Rick Rogers, Tennessee Tech	WR	6-3	205	Jr.	Calhoun, Ga.	61 catches, 893 yards, 10 TDs
Ladarius Vanlier, Tennessee Tech	RS/RB	5-7	165	Fr.	Nashville, Tenn.	20.9 yds/KR, 1 TD, 109 rush yds, 21 catches
Chad Zinchini, Tennessee Tech	P	6-3	220	Jr.	Hendersonville, Tenn.	44.8 yards/punt, Long of 64, 19 inside 20-yd line
Jeremy Butler, UT Martin	WR	6-3	205	Jr.	Bradenton, Fla.	51 catches, 750 yards, 10 TDs

2012 FINAL TEAM AND INDIVIDUAL STATISTICAL LEADERS

	OVC GAMES						ALL GAMES								
	W	L	Pct.	PF	PA	Strk.	W	L	Pct.	PF	PA	Home	Away	Neutral	Strk.
Eastern Illinois *#	6	1	.857	277	194	W4	7	5	.583	438	434	5-0	2-5	0-0	L2
UT Martin	6	2	.750	319	265	W1	8	3	.727	369	323	4-1	4-2	0-0	W1
Eastern Kentucky	6	2	.750	279	157	W2	8	3	.727	344	239	4-1	4-2	0-0	W2
Jacksonville State	5	3	.625	271	261	W1	6	5	.545	322	357	5-0	1-5	0-0	L1
Tennessee State	4	3	.571	201	198	L2	8	3	.727	317	251	5-0	2-3	1-0	L2
Murray State	4	4	.500	380	321	W1	5	6	.455	431	455	3-2	2-4	0-0	W1
Southeast Missouri	2	6	.250	212	275	L3	3	8	.273	283	366	2-3	1-5	0-0	L3
Tennessee Tech	1	7	.125	250	325	L1	3	8	.273	347	433	3-3	0-5	0-0	L1
Austin Peay	1	7	.125	151	344	W1	2	9	.182	224	435	2-3	0-6	0-0	W1

* - OVC Champion

- NCAA FCS Playoff Participant

TOTAL OFFENSE									TOTAL DEFENSE								
	G	RUSH	PASS	PLAYS	YDS	AVG/P	TD	YDS/G		G	RUSH	PASS	PLAYS	YDS	AVG/P	TD	YDS/G
1. Murray State	11	1490	3838	910	5328	5.9	53	484.4	1. Tennessee State	11	1684	2294	756	3978	5.3	30	361.6
2. Eastern Illinois	12	1632	4019	1011	5651	5.6	57	470.9	2. Eastern Kentucky	11	1190	2796	755	3986	5.3	31	362.4
3. UT Martin	11	1427	3295	808	4722	5.8	45	429.3	3. Eastern Illinois	12	2043	3178	1048	5221	5.0	54	435.1
4. Tennessee State	11	1933	2755	818	4688	5.7	37	426.2	4. Southeast Missouri	11	2118	2693	774	4811	6.2	47	437.4
5. Eastern Kentucky	11	2263	2421	818	4684	5.7	44	425.8	5. Jacksonville State	11	2064	2756	812	4820	5.9	44	438.2
6. Jacksonville State	11	2101	2445	793	4546	5.7	41	413.3	6. Austin Peay	11	1985	2955	741	4940	6.7	54	449.1
7. Tennessee Tech	11	1823	2658	814	4481	5.5	45	407.4	7. Tennessee Tech	11	2066	3063	841	5129	6.1	50	466.3
8. Southeast Missouri	11	2886	1061	758	3947	5.2	31	358.8	8. UT Martin	11	2027	3145	889	5172	5.8	43	470.2
9. Austin Peay	11	1729	2120	779	3849	4.9	30	349.9	9. Murray State	11	2200	3443	913	5643	6.2	58	513.0

RUSHING OFFENSE							RUSHING DEFENSE						
	G	ATT	YDS	AVG	TD	YDS/G		G	RUSH	YDS	AVG	TD	YDS/G
1. Southeast Missouri	11	589	2886	4.9	23	262.4	1. Eastern Kentucky	11	339	1190	3.5	10	108.2
2. Eastern Kentucky	11	549	2263	4.1	25	205.7	2. Tennessee State	11	402	1684	4.2	15	153.1
3. Jacksonville State	11	486	2101	4.3	21	191.0	3. Eastern Illinois	12	539	2043	3.8	28	170.2
4. Tennessee State	11	454	1933	4.3	19	175.7	4. Austin Peay	11	439	1985	4.5	26	180.5
5. Tennessee Tech	11	446	1823	4.1	18	165.7	5. UT Martin	11	472	2027	4.3	13	184.3
6. Austin Peay	11	401	1729	4.3	12	157.2	6. Jacksonville State	11	432	2064	4.8	21	187.6
7. Eastern Illinois	12	457	1632	3.6	23	136.0	7. Tennessee Tech	11	468	2066	4.4	24	187.8
8. Murray State	11	377	1490	4.0	23	135.5	8. Southeast Missouri	11	420	2118	5.0	26	192.5
9. UT Martin	11	390	1427	3.7	14	129.7	9. Murray State	11	487	2200	4.5	26	200.0

PASS OFFENSE										PASS DEFENSE									
	G	ATT	CMP	INT	PCT	YDS	AVG	TD	YDS/G		G	ATT	CMP	INT	PCT	YDS	AVG	TD	YDS/G
1. Murray State	11	533	370	11	69.4	3838	7.2	30	348.9	1. Tennessee State	11	354	193	14	54.5	2294	6.5	15	208.5
2. Eastern Illinois	12	554	341	15	61.6	4019	7.3	34	334.9	2. Southeast Missouri	11	354	230	13	65.0	2693	7.6	21	244.8
3. UT Martin	11	418	265	8	63.4	3295	7.9	31	299.5	3. Jacksonville State	11	380	221	9	58.2	2756	7.3	23	250.5
4. Tennessee State	11	364	216	10	59.3	2755	7.6	18	250.5	4. Eastern Kentucky	11	416	262	16	63.0	2796	6.7	21	254.2
5. Tennessee Tech	11	368	207	13	56.2	2658	7.2	27	241.6	5. Eastern Illinois	12	509	316	9	62.1	3178	6.2	26	264.8
6. Jacksonville State	11	307	171	10	55.7	2445	8.0	20	222.3	6. Austin Peay	11	302	199	8	65.9	2955	9.8	28	268.6
7. Eastern Kentucky	11	269	155	6	57.6	2421	9.0	19	220.1	7. Tennessee Tech	11	373	253	7	67.8	3063	8.2	26	278.5
8. Austin Peay	11	378	209	11	55.3	2120	5.6	18	192.7	8. UT Martin	11	417	234	13	56.1	3145	7.5	30	285.9
9. Southeast Missouri	11	169	95	5	56.2	1061	6.3	8	96.5	9. Murray State	11	426	275	6	64.6	3443	8.1	32	313.0

SCORING OFFENSE										SCORING DEFENSE									
	G	TD	XP	2XP	DXP	FG	SAF	PTS	AVG		G	TD	XP	2XP	DXP	FG	SAF	PTS	AVG
1. Murray State	11	57	54	1	0	11	0	431	39.2	1. Eastern Kentucky	11	32	27	1	0	6	0	239	21.7
2. Eastern Illinois	12	58	48	3	0	12	0	438	36.5	2. Tennessee State	11	32	30	1	0	9	0	251	22.8
3. UT Martin	11	49	46	0	1	9	0	369	33.5	3. UT Martin	11	43	36	1	0	9	0	323	29.4
4. Tennessee Tech	11	47	47	0	0	6	0	347	31.5	4. Jacksonville State	11	48	44	1	0	7	1	357	32.5
5. Eastern Kentucky	11	46	42	1	0	8	0	344	31.3	5. Southeast Missouri	11	49	42	0	0	10	0	366	33.3
6. Jacksonville State	11	42	38	1	0	10	0	322	29.3	6. Eastern Illinois	12	56	52	1	1	14	0	434	36.2
7. Tennessee State	11	39	33	1	0	16	0	317	28.8	7. Tennessee Tech	11	55	53	1	0	16	0	433	39.4
8. Southeast Missouri	11	34	32	0	0	15	1	283	25.7	8. Austin Peay	11	58	55	1	0	10	0	435	39.5
9. Austin Peay	11	30	28	1	0	4	1	224	20.4	9. Murray State	11	62	56	2	0	7	1	455	41.4

KICKOFF RETURNS						PUNT RETURNS					
	G	RET	YDS	TD	AVG		G	RET	YDS	TD	AVG
1. Eastern Kentucky	11	35	821	0	23.5	1. UT Martin	11	17	280	1	16.5
2. Murray State	11	51	1120	1	22.0	2. Murray State	11	23	306	2	13.3
3. Jacksonville State	11	43	917	0	21.3	3. Jacksonville State	11	17	164	0	9.6
4. UT Martin	11	42	892	1	21.2	4. Austin Peay	11	20	161	0	8.1
5. Southeast Missouri	11	48	942	0	19.6	5. Tennessee State	11	19	148	0	7.8
6. Tennessee Tech	11	53	1032	1	19.5	6. Southeast Missouri	11	7	49	0	7.0
7. Eastern Illinois	12	55	1062	0	19.3	7. Tennessee Tech	11	14	96	0	6.9
8. Tennessee State	11	40	764	0	19.1	8. Eastern Illinois	12	17	74	0	4.4
9. Austin Peay	11	51	953	0	18.7	9. Eastern Kentucky	11	13	56	0	4.3

PUNTING									TURNOVER MARGIN									
	G	NO	YDS	AVG	PR	YDS	TBq	NET/P		G	FUM	INT	TOT	FUM	INT	TOT	MAR	PER/G
1. Tennessee Tech	11	65	2910	44.8	317	4.9	5	38.0	1. Eastern Kentucky	11	12	16	28	3	6	9	+1.73	
2. UT Martin	11	48	1995	41.6	53	1.1	5	37.9	2. UT Martin	11	13	13	26	5	8	13	+1.18	
3. Jacksonville State	11	53	2053	38.7	114	2.2	2	35.6	3. Southeast Missouri	11	12	13	25	13	5	18	+7	0.64
4. Murray State	11	51	2077	40.7	200	3.9	4	34.8	4. Tennessee State	11	7	14	21	9	10	19	+2	0.18
5. Eastern Kentucky	11	47	1779	37.9	105	2.2	3	34.0	5. Austin Peay	11	9	8	17	9	11	20	-3	-0.27
6. Southeast Missouri	11	46	1923	41.8	365	7.9	0	33.9	6. Tennessee Tech	11	10	7	17	8	13	21	-4	-0.36
7. Austin Peay	11	58	2198	37.9	225	3.9	3	32.7	7. Murray State	11	9	6	15	8	11	19	-4	-0.36
8. Tennessee State	11	53	1978	37.3	216	4.1	2	32.3	8. Eastern Illinois	12	16	9	25	15	15	30	-5	-0.42
9. Eastern Illinois	12	69	2583	37.4	367	5.3	4	30.7	9. Jacksonville State	11	5	9	14	9	10	19	-5	-0.45



PASSING										PUNT RETURNS										KICK RETURNS									
	CL	G	ATT	CMP	INT	PCT.	YDS	TD	AVG/G		CL	G	RET	YDS	TD	AVG	LONG		CL	G	RET	YDS	TD	LONG	AVG				
1. Casey Brockman, MUR	Sr.	11	517	359	10	69.4	3729	28	339.0	1. Jason McNair, UTM	Sr.	11	16	281	1	17.6	75		1. Walter Powell, MUR	Jr.	11	19	301	2	15.8	100			
2. Jimmy Garoppolo, EIU	Jr.	12	540	331	15	61.3	3823	31	318.6	2. Walter Powell, MUR	Jr.	11	19	301	2	15.8	100												
3. Derek Carr, UTM	Sr.	11	415	264	8	63.6	3276	31	297.8																				
4. Michael German, TSU	So.	11	358	215	10	60.1	2751	18	250.1																				
5. T.J. Pryor, EIU	Sr.	10	213	123	3	57.7	1929	15	192.9																				
6. Jake Ryan, APSU	Sr.	11	365	207	10	56.7	2089	18	189.9																				
7. Marques Ivory, JSU	Sr.	11	266	153	7	57.5	2086	16	189.6																				
8. Scott Lathrop, SEMO	Fr.	11	158	91	5	57.6	1025	7	93.2																				
9. Darian Stone, TTU	So.	9	143	70	5	49.0	786	10	87.3																				
10. Jared McClain, EIU	So.	11	53	30	3	56.6	460	3	41.8																				

RUSHING									FIELD GOALS								
	CL	G	ATT	YDS	AVG	TD	LONG	YDS/G		CL	G	FG	FGA	PCT.	FG/G		
1. Trabis Ward, TSU	Jr.	11	309	1422	4.6	15	47	129.3	1. Jamin Godfrey, TSU	Jr.	11	16	20	80.0	1.45		
2. Matt Denham, EKU	Sr.	11	287	1386	4.8	14	73	126.0	2. Drew Geldbach, SEMO	Sr.	11	15	22	68.2	1.36		
3. Levi Terrell, SEMO	Sr.	11	231	1349	5.8	6	52	122.6	3. Cameron Berra, EIU	Jr.	12	12	13	92.3	1.00		
4. DaMarcus James, JSU	So.	9	143	867	6.1	6	60	96.3	Jordan Benton, MUR	So.	11	11	14	78.6	1.00		
5. Jake Walker, EIU	Sr.	12	232	1133	4.9	12	43	94.4	5. Griffin Thomas, JSU	Jr.	11	10	19	52.6	0.91		
6. Jaamal Berry, MUR	Jr.	9	95	675	7.1	7	47	75.0	6. Cody Sandlin, UTM	Sr.	11	9	19	47.4	0.82		
7. Scott Lathrop, SEMO	Fr.	11	211	824	3.9	7	67	74.9	7. Luke Pray, EKU	Jr.	11	7	14	50.0	0.64		
8. Washaun Ealey, JSU	Sr.	10	179	727	4.1	10	29	72.7	8. Zach Sharp, TTU	So.	11	6	11	54.5	0.55		
9. Darian Stone, TTU	So.	9	89	553	6.2	1	42	61.4	9. Stephen Stansell, APSU	Sr.	11	4	12	33.3	0.36		
10. Reco Williams, APSU	Fr.	9	103	496	4.8	2	32	55.1									

TOTAL OFFENSE								PUNTING							
	CL	G	RUSH	PASS	PLAYS	TOTAL	YDS/G		CL	G	PUNT	YDS	LONG	AVG	
1. Casey Brockman, MUR	Sr.	11	73	3729	619	3802	345.6	1. Chad Zinchini, TTU	Jr.	11	65	2910	64	44.8	
2. Jimmy Garoppolo, EIU	Jr.	12	0	3823	623	3823	318.6	2. James Satterfield, UTM	So.	11	41	1744	73	42.5	
3. Derek Carr, UTM	Sr.	11	-7	3276	452	3269	297.2	3. Joe Vucic, SEMO	Jr.	11	45	1885	68	41.9	
4. Michael German, TSU	So.	11	40	2751	404	2791	253.7	4. Steven Mix, MUR	Jr.	11	50	2054	60	41.1	
5. T.J. Pryor, EIU	Sr.	10	87	1929	261	2016	201.6	5. Scott Weatherford, EIU	Jr.	12	54	2127	55	39.4	
6. Marques Ivory, JSU	Sr.	11	66	2086	311	2152	195.6	6. Hamish MacInnes, JSU	Fr.	11	49	1927	55	39.3	
7. Jake Ryan, APSU	Sr.	11	-57	2089	387	2032	184.7	7. Ben Campbell, APSU	So.	10	57	2198	68	38.6	
8. Scott Lathrop, SEMO	Fr.	11	824	1025	369	1849	168.1	8. Jordan Berry, EIU	Jr.	11	46	1769	63	38.5	
9. Darian Stone, TTU	So.	9	553	786	232	1339	148.8	9. Jamin Godfrey, TSU	Jr.	11	51	1956	60	38.4	
10. Trabis Ward, TSU	Jr.	11	1422	0	309	1422	129.3								

RECEPTIONS									INTERCEPTIONS								
	CL	G	REC	YDS	TD	LONG	AVG/C	REC/G		CL	G	INT	YDS	TD	LONG	INT/G	
1. Erik Lora, EIU	Jr.	12	136	1664	12	50	12.2	11.33	1. Steven Godbolt III, TSU	So.	10	6	67	0	62	0.60	
2. Walter Powell, MUR	Jr.	11	94	1213	10	71	12.9	8.55	2. Brooklyn Fox, EIU	Sr.	11	6	138	0	59	0.55	
3. Quentin Sims, UTM	Sr.	11	86	1092	16	50	12.7	7.82	3. Tylor Brock, SEMO	Sr.	11	4	108	0	64	0.36	
4. Devin Stark, APSU	Sr.	11	67	769	10	47	11.5	6.09	4. Cejay Ceniza, EIU	Sr.	9	3	113	1	84	0.33	
5. Da'Rick Rogers, TTU	Jr.	11	61	893	10	52	14.6	5.55	5. Jermaine Hough, JSU	Fr.	11	3	36	0	15	0.27	
6. Jeremy Butler, UTM	Jr.	10	51	750	10	62	14.7	5.10	6. Darrick Borum, SEMO	Sr.	10	2	41	1	41	0.20	
A.C. Leonard, TSU	So.	10	51	733	6	80	14.4	5.10	7. Branden Spann, SEMO	Sr.	11	2	119	1	100	0.18	
8. Alan Bonner, JSU	Sr.	10	50	859	8	71	17.2	5.00	Thad Williams, UTM	Sr.	11	2	73	1	42	0.18	
Travis James, TSU	Sr.	11	55	730	3	68	13.3	5.00	Tavares Crawford, EIU	Jr.	11	2	70	1	39	0.18	
10. Cameron Bailey, EIU	Sr.	11	49	640	5	84	13.1	4.45	Reggie Jennings, SEMO	So.	11	2	38	0	21	0.18	

RECEIVING YARDS										TACKLES									
	CL	G	REC	YDS	TD	LONG	YDS/C	YDS/G			CL	G	SOLO	AST	TOTAL	AVG/G	SACK		
1. Erik Lora, EIU	Jr.	12	136	1664	12	50	12.2	138.7	1. Ben Johnson, UTM	Jr.	11	60	71	131	11.9	4.0			
2. Walter Powell, MUR	Jr.	11	94	1213	10	71	12.9	110.3	2. Blake Peiffer, SEMO	Sr.	11	60	57	117	10.6	0.0			
3. Quentin Sims, UTM	Sr.	11	86	1092	16	50	12.7	99.3	3. Nick Thrasher, TSU	So.	11	68	37	105	9.5	1.0			
4. Tyrone Goard, EIU	Sr.	10	41	900	8	78	22.0	90.0	4. Austin Tallant, TTU	So.	10	28	66	94	9.4	0.0			
5. Alan Bonner, JSU	Sr.	10	50	859	8	71	17.2	85.9	5. Tra'Darius Goff, TTU	So.	11	29	72	101	9.2	0.0			
6. Da'Rick Rogers, TTU	Jr.	11	61	893	10	52	14.6	81.2	Robert Haynes, EIU	So.	11	51	50	101	9.2	2.0			
7. Jeremy Butler, UTM	Jr.	10	51	750	10	62	14.7	75.0	7. Rashad Smith, JSU	Jr.	11	58	31	89	8.1	1.0			
8. Chris Wright, EIU	Sr.	12	53	888	11	74	16.8	74.0	8. Ben Endress, JSU	So.	11	51	34	85	7.7	1.0			
9. A.C. Leonard, TSU	So.	10	51	733	6	80	14.4	73.3	9. Will Johnson, TTU	Sr.	11	37	46	83	7.5	0.0			
10. Devin Stark, APSU	Sr.	11	67	769	10	47	11.5	69.9	10. LeQuince McCall, EIU	Jr.	11	44	38	82	7.5	1.0			

SCORING									SACKS								
	CL	G	TD	XPT	FG	2XP	PTS	PTS/G		CL	G	SOLO	AST	YDS	TOTAL	AVG/G	
1. Matt Denham, EKU	Sr.	11	17	0	0	2	104	9.5	1. Artavious Dowdell, EIU	Sr.	12	7	1	41	7.5	0.62	
2. Quentin Sims, UTM	Sr.	11	16	0	0	0	96	8.7	2. Robert Knowles, EKU	Sr.	11	5	0	32	5.0	0.45	
3. Trabis Ward, TSU	Jr.	11	15	0	0	0	90	8.2	3. Greg Mahan, EIU	Sr.	12	5	0	27	5.0	0.42	
4. Jordan Benton, MUR	So.	11	0	53	11	0	86	7.8	4. Anthony Bass, TSU	So.	11	4	0	31	4.0	0.36	
5. Washaun Ealey, JSU	Sr.	10	13	0	0	0	78	7.8	Tony Bell, UTM	So.	11	4	0	31	4.0	0.36	
6. Jamin Godfrey, TSU	Jr.	11	0	33	16	0	81	7.4	Montori Hughes, UTM	Sr.	11	3	2	28	4.0	0.36	
7. Drew Geldbach, SEMO	Sr.	11	0	32	15	0	77	7.0	Ernest Smith, APSU	Jr.	11	4	0	26	4.0	0.36	
Cameron Berra, EIU	Jr.	12	0	48	12	0	84	7.0	Ben Johnson, UTM	Jr.	11	3	2	21	4.0	0.36	
9. Walter Powell, MUR	Jr.	11	12	0	0	0	72	6.5	9. DiMetrio Tyson, JSU	Sr.	11	3	1	20	3.5	0.32	
10. Jake Walker, EIU	Sr.	12	13	0	0	0	78	6.5	Antonio Harper, TSU	Jr.	11	3	1	18	3.5	0.32	



2012 FINAL TEAM AND INDIVIDUAL STATISTICAL LEADERS (CONFERENCE-ONLY)

<u>TOTAL OFFENSE</u>	<u>G</u>	<u>RUSH</u>	<u>PASS</u>	<u>PLAYS</u>	<u>YDS</u>	<u>AVG/P</u>	<u>TD</u>	<u>YDS/G</u>	<u>TOTAL DEFENSE</u>	<u>G</u>	<u>RUSH</u>	<u>PASS</u>	<u>PLAYS</u>	<u>YDS</u>	<u>AVG/P</u>	<u>TD</u>	<u>YDS/G</u>
1. Murray State	8	1301	2935	644	4236	6.6	46	529.5	1. Eastern Kentucky	8	900	1887	546	2787	5.1	21	348.4
2. Eastern Illinois	7	1107	2506	609	3613	5.9	36	516.1	2. Eastern Illinois	7	1131	1508	599	2639	4.4	23	377.0
3. Eastern Kentucky	8	1659	1953	613	3612	5.9	35	451.5	3. Tennessee State	7	1216	1541	477	2757	5.8	25	393.9
UT Martin	8	995	2617	581	3612	6.2	39	451.5	4. Southeast Missouri	8	1520	1864	562	3384	6.0	34	423.0
5. Jacksonville State	8	1742	1830	596	3572	6.0	36	446.5	5. Jacksonville State	8	1457	2021	605	3478	5.7	33	434.8
6. Tennessee State	7	1159	1936	536	3095	5.8	24	442.1	6. Austin Peay	8	1544	2340	567	3884	6.9	42	485.5
7. Tennessee Tech	8	1295	1983	600	3278	5.5	32	409.8	7. Tennessee Tech	8	1486	2485	634	3971	6.3	36	496.4
8. Southeast Missouri	8	2297	754	570	3051	5.4	23	381.4	8. UT Martin	8	1569	2454	671	4023	6.0	35	502.9
9. Austin Peay	8	1049	1978	595	3027	5.1	20	378.4	9. Murray State	8	1781	2392	683	4173	6.1	42	521.6

<u>RUSHING OFFENSE</u>	<u>G</u>	<u>ATT</u>	<u>YDS</u>	<u>AVG</u>	<u>TD</u>	<u>YDS/G</u>	<u>RUSHING DEFENSE</u>	<u>G</u>	<u>RUSH</u>	<u>YDS</u>	<u>AVG</u>	<u>TD</u>	<u>YDS/G</u>
1. Southeast Missouri	8	455	2297	5.0	18	287.1	1. Eastern Kentucky	8	264	900	3.4	8	112.5
2. Jacksonville State	8	376	1742	4.6	19	217.8	2. Eastern Illinois	7	332	1131	3.4	14	161.6
3. Eastern Kentucky	8	407	1659	4.1	19	207.4	3. Tennessee State	7	264	1216	4.6	14	173.7
4. Tennessee State	7	282	1159	4.1	10	165.6	4. Jacksonville State	8	311	1457	4.7	15	182.1
5. Murray State	8	275	1301	4.7	20	162.6	5. Tennessee Tech	8	351	1486	4.2	16	185.8
6. Tennessee Tech	8	313	1295	4.1	14	161.9	6. Southeast Missouri	8	308	1520	4.9	19	190.0
7. Eastern Illinois	7	277	1107	4.0	16	158.1	7. Austin Peay	8	335	1544	4.6	20	193.0
8. Austin Peay	8	262	1049	4.0	4	131.1	8. UT Martin	8	358	1569	4.4	8	196.1
9. UT Martin	8	261	995	3.8	11	124.4	9. Murray State	8	385	1781	4.6	17	222.6

<u>PASS OFFENSE</u>	<u>G</u>	<u>ATT</u>	<u>CMP</u>	<u>INT</u>	<u>PCT</u>	<u>YDS</u>	<u>AVG</u>	<u>TD</u>	<u>YDS/G</u>	<u>PASS DEFENSE</u>	<u>G</u>	<u>ATT</u>	<u>CMP</u>	<u>INT</u>	<u>PCT</u>	<u>YDS</u>	<u>AVG</u>	<u>TD</u>	<u>YDS/G</u>
1. Murray State	8	369	266	7	72.1	2935	8.0	26	366.9	1. Eastern Illinois	7	267	158	5	59.2	1508	5.6	9	215.4
2. Eastern Illinois	7	332	209	8	63.0	2506	7.5	20	358.0	2. Tennessee State	7	213	119	8	55.9	1541	7.2	11	220.1
3. UT Martin	8	320	215	5	67.2	2617	8.2	28	327.1	3. Southeast Missouri	8	254	170	6	66.9	1864	7.3	15	233.0
4. Tennessee State	7	254	158	6	62.2	1936	7.6	14	276.6	4. Eastern Kentucky	8	282	166	12	58.9	1887	6.7	13	235.9
5. Tennessee Tech	8	287	153	10	53.3	1983	6.9	18	247.9	5. Jacksonville State	8	294	166	9	56.5	2021	6.9	18	252.6
6. Austin Peay	8	333	191	8	57.4	1978	5.9	16	247.2	6. Austin Peay	8	232	155	4	66.8	2340	10.1	22	292.5
7. Eastern Kentucky	8	206	120	3	58.3	1953	9.5	16	244.1	7. Murray State	8	298	189	2	63.4	2392	8.0	25	299.0
8. Jacksonville State	8	220	121	8	55.0	1830	8.3	17	228.8	8. UT Martin	8	313	179	11	57.2	2454	7.8	27	306.8
9. Southeast Missouri	8	115	63	5	54.8	754	6.6	5	94.2	9. Tennessee Tech	8	283	194	3	68.6	2485	8.8	20	310.6

<u>SCORING OFFENSE</u>	<u>G</u>	<u>TD</u>	<u>XP</u>	<u>2XP</u>	<u>DXP</u>	<u>FG</u>	<u>SAF</u>	<u>PTS</u>	<u>AVG</u>	<u>SCORING DEFENSE</u>	<u>G</u>	<u>TD</u>	<u>XP</u>	<u>2XP</u>	<u>DXP</u>	<u>FG</u>	<u>SAF</u>	<u>PTS</u>	<u>AVG</u>
1. Murray State	8	50	48	1	0	10	0	380	47.5	1. Eastern Kentucky	8	21	17	1	0	4	0	157	19.6
2. UT Martin	8	43	41	0	1	6	0	319	39.9	2. Eastern Illinois	7	24	22	1	1	8	0	194	27.7
3. Eastern Illinois	7	37	28	3	0	7	0	277	39.6	3. Tennessee State	7	26	25	1	0	5	0	198	28.3
4. Eastern Kentucky	8	37	34	1	0	7	0	279	34.9	4. Jacksonville State	8	36	34	0	0	3	1	261	32.6
5. Jacksonville State	8	36	32	1	0	7	0	271	33.9	5. UT Martin	8	35	29	1	0	8	0	265	33.1
6. Tennessee Tech	8	34	34	0	0	4	0	250	31.2	6. Southeast Missouri	8	36	32	0	0	9	0	275	34.4
7. Tennessee State	7	24	19	1	0	12	0	201	28.7	7. Murray State	8	44	39	2	0	4	1	321	40.1
8. Southeast Missouri	8	26	24	0	0	10	1	212	26.5	8. Tennessee Tech	8	40	38	1	0	15	0	325	40.6
9. Austin Peay	8	20	18	1	0	3	1	151	18.9	9. Austin Peay	8	45	42	1	0	10	0	344	43.0

<u>KICKOFF RETURNS</u>	<u>G</u>	<u>RET</u>	<u>YDS</u>	<u>TD</u>	<u>AVG</u>	<u>PUNT RETURNS</u>	<u>G</u>	<u>RET</u>	<u>YDS</u>	<u>TD</u>	<u>AVG</u>
1. Eastern Kentucky	8	21	500	0	23.8	1. UT Martin	8	14	247	1	17.6
2. Murray State	8	37	860	1	23.2	2. Murray State	8	19	313	2	16.5
3. Jacksonville State	8	34	758	0	22.3	3. Tennessee Tech	8	9	102	0	11.3
4. UT Martin	8	37	794	1	21.5	4. Southeast Missouri	8	5	45	0	9.0
5. Tennessee Tech	8	42	819	1	19.5	5. Jacksonville State	8	15	133	0	8.9
6. Southeast Missouri	8	37	711	0	19.2	6. Tennessee State	7	8	57	0	7.1
7. Tennessee State	7	29	555	0	19.1	7. Austin Peay	8	12	71	0	5.9
8. Austin Peay	8	41	757	0	18.5	8. Eastern Illinois	7	12	62	0	5.2
9. Eastern Illinois	7	23	386	0	16.8	9. Eastern Kentucky	8	8	40	0	5.0

<u>PUNTING</u>	<u>G</u>	<u>NO</u>	<u>YDS</u>	<u>AVG</u>	<u>PR</u>	<u>YDS</u>	<u>TBq</u>	<u>NET/P</u>	<u>TURNOVER MARGIN</u>	<u>G</u>	<u>FUM</u>	<u>INT</u>	<u>TOT</u>	<u>FUM</u>	<u>INT</u>	<u>TOT</u>	<u>MAR</u>	<u>PER/G</u>
1. Tennessee Tech	8	47	2151	45.8	210	4.5	5	38.6	1. Eastern Kentucky	8	8	12	20	1	3	4	+16	2.00
2. UT Martin	8	34	1470	43.2	46	1.4	5	38.2	2. UT Martin	8	9	11	20	2	5	7	+13	1.62
3. Murray State	8	27	1137	42.1	40	1.5	3	37.9	3. Southeast Missouri	8	6	6	12	8	5	13	-1	-0.12
4. Jacksonville State	8	33	1270	38.5	55	1.7	0	36.8	4. Tennessee State	7	2	8	10	5	6	11	-1	-0.14
5. Austin Peay	8	41	1602	39.1	63	1.5	3	35.7	5. Murray State	8	7	2	9	5	7	12	-3	-0.38
6. Eastern Kentucky	8	34	1287	37.9	79	2.3	2	34.1	6. Eastern Illinois	7	6	5	11	8	8	16	-5	-0.71
7. Tennessee State	7	29	1074	37.0	140	4.8	1	31.3	7. Tennessee Tech	8	8	3	11	7	10	17	-6	-0.75
8. Eastern Illinois	7	28	1033	36.9	154	5.5	2	29.6	Jacksonville State	8	1	9	10	8	8	16	-6	-0.75
9. Southeast Missouri	8	27	1077	39.9	283	10.5	0	29.4	9. Austin Peay	8	5	4	9	8	8	16	-7	-0.88



PASSING

	CL	G	ATT	CMP	INT	PCT.	YDS	TD	AVG/G
1. Casey Brockman, MUR	Sr.	8	359	258	6	71.9	2854	25	356.8
2. Jimmy Garoppolo, EIU	Jr.	7	324	203	8	62.7	2393	19	341.9
3. Derek Carr, UTM	Sr.	8	319	215	5	67.4	2617	28	327.1
4. Michael German, TSU	So.	7	252	157	6	62.3	1932	14	276.0
5. Jake Ryan, APSU	Sr.	8	326	191	7	58.6	1978	16	247.2
6. T.J. Pryor, ECU	Sr.	8	181	104	3	57.5	1657	13	207.1
7. Marques Ivory, JSU	Sr.	8	194	111	5	57.2	1601	14	200.1
8. Darian Stone, TTU	So.	7	136	66	4	48.5	770	9	110.0
9. Scott Lathrop, SEMO	Fr.	8	107	62	5	57.9	741	5	92.6
10. Jared McClain, ECU	So.	8	23	15	0	65.2	274	2	34.2

RUSHING

	CL	G	ATT	YDS	AVG	TD	LONG	YDS/G
1. Trabis Ward, TSU	Jr.	7	211	943	4.5	8	43	134.7
2. Levi Terrell, SEMO	Sr.	8	181	1076	5.9	6	52	134.5
3. Matt Denham, ECU	Sr.	8	219	1052	4.8	11	73	131.5
4. DaMarcus James, JSU	So.	6	105	673	6.4	5	60	112.2
5. Jake Walker, EIU	Sr.	7	151	778	5.2	9	43	111.1
6. Scott Lathrop, SEMO	Fr.	8	169	752	4.4	6	67	94.0
7. Washaun Ealey, JSU	Sr.	8	169	709	4.2	10	29	88.6
8. Jaamal Berry, MUR	Jr.	8	87	634	7.3	7	47	79.2
9. Darian Stone, TTU	So.	7	85	522	6.1	1	42	74.6
10. Duane Brady, MUR	Jr.	8	89	500	5.6	6	25	62.5

TOTAL OFFENSE

	CL	G	RUSH	PASS	PLAYS	TOTAL	YDS/G
1. Casey Brockman, MUR	Sr.	8	105	2854	427	2959	369.9
2. Jimmy Garoppolo, EIU	Jr.	7	54	2393	369	2447	349.6
3. Derek Carr, UTM	Sr.	8	-11	2617	349	2606	325.8
4. Michael German, TSU	So.	7	47	1932	283	1979	282.7
5. Jake Ryan, APSU	Sr.	8	-45	1978	343	1933	241.6
6. T.J. Pryor, ECU	Sr.	8	74	1657	221	1731	216.4
7. Marques Ivory, JSU	Sr.	8	101	1601	228	1702	212.8
8. Scott Lathrop, SEMO	Fr.	8	752	741	276	1493	186.6
9. Darian Stone, TTU	So.	7	522	770	221	1292	184.6
10. Trabis Ward, TSU	Jr.	7	943	0	211	943	134.7

RECEPTIONS

	CL	G	REC	YDS	TD	LONG	AVG/C	REC/G
1. Erik Lora, EIU	Jr.	7	88	1101	7	50	12.5	12.57
2. Walter Powell, MUR	Jr.	8	66	973	10	71	14.7	8.25
3. Quentin Sims, UTM	Sr.	8	64	798	14	50	12.5	8.00
4. Devin Stark, APSU	Sr.	8	59	696	9	47	11.8	7.38
5. Jeremy Butler, UTM	Jr.	8	51	750	10	62	14.7	6.38
6. A.C. Leonard, TSU	So.	6	38	503	5	52	13.2	6.33
7. Da'Rick Rogers, TTU	Jr.	8	50	692	7	48	13.8	6.25
8. Travis James, TSU	Sr.	7	43	538	3	68	12.5	6.14
9. Alan Bonner, JSU	Sr.	7	34	659	7	71	19.4	4.86
10. Chris Wright, EIU	Sr.	7	33	494	5	73	15.0	4.71

RECEIVING YARDS

	CL	G	REC	YDS	TD	LONG	YDS/C	YDS/G
1. Erik Lora, EIU	Jr.	7	88	1101	7	50	12.5	157.3
2. Walter Powell, MUR	Jr.	8	66	973	10	71	14.7	121.6
3. Quentin Sims, UTM	Sr.	8	64	798	14	50	12.5	99.8
4. Tyrone Goard, ECU	Sr.	8	36	771	7	78	21.4	96.4
5. Alan Bonner, JSU	Sr.	7	34	659	7	71	19.4	94.1
6. Jeremy Butler, UTM	Jr.	8	51	750	10	62	14.7	93.8
7. Devin Stark, APSU	Sr.	8	59	696	9	47	11.8	87.0
8. Da'Rick Rogers, TTU	Jr.	8	50	692	7	48	13.8	86.5
9. A.C. Leonard, TSU	So.	6	38	503	5	52	13.2	83.8
10. Travis James, TSU	Sr.	7	43	538	3	68	12.5	76.9

SCORING

	CL	G	TD	XPT	FG	2XP	PTS	PTS/G
1. Quentin Sims, UTM	Sr.	8	14	0	0	0	84	10.5
2. Matt Denham, ECU	Sr.	8	13	0	0	2	80	10.0
3. Washaun Ealey, JSU	Sr.	8	13	0	0	0	78	9.8
4. Jordan Benton, MUR	So.	8	0	47	10	0	77	9.6
5. Walter Powell, MUR	Jr.	8	12	0	0	0	72	9.0
6. Jamin Godfrey, TSU	Jr.	7	0	19	12	0	55	7.9
7. Jake Walker, EIU	Sr.	7	9	0	0	0	54	7.7
8. Jeremy Butler, UTM	Jr.	8	10	0	0	0	60	7.5
9. Cody Sandlin, UTM	Sr.	8	0	40	6	0	58	7.2
10. Cameron Berra, EIU	Jr.	7	0	28	7	0	49	7.0

ALL PURPOSE

	CL	G	RUSH	RCV	PR	KR	YDS	AVG/G
1. Walter Powell, MUR	Jr.	8	5	973	300	541	1819	227.4
2. Erik Lora, EIU	Jr.	7	0	1101	62	0	1163	166.1
3. Trabis Ward, TSU	Jr.	7	943	187	0	0	1130	161.4
4. Matt Denham, ECU	Sr.	8	1052	134	0	0	1186	148.2
5. Levi Terrell, SEMO	Sr.	8	1076	24	0	0	1100	137.5
6. Jake Walker, EIU	Sr.	7	778	76	0	0	854	122.0
7. DaMarcus James, JSU	So.	6	673	40	0	0	713	118.8
8. LaDarius Vanlier, TTU	Fr.	8	102	189	102	543	936	117.0
9. Washaun Ealey, JSU	Sr.	8	709	193	0	15	917	114.6
10. Alan Bonner, JSU	Sr.	7	29	659	56	24	768	109.7

PUNT RETURNS

	CL	G	RET	YDS	TD	AVG	LONG
1. Walter Powell, MUR	Jr.	8	18	300	2	100	16.7

KICK RETURNS

	CL	G	RET	YDS	TD	LONG	AVG
1. Walter Powell, MUR	Jr.	8	21	541	0	83	25.8
2. Kevin Barfield, UTM	Jr.	8	26	656	1	93	25.2
3. LaDarius Vanlier, TTU	Fr.	8	25	543	1	94	21.7
4. Spencer Davis, SEMO	So.	8	24	494	0	32	20.6
5. Weldon Garlington, TSU	So.	7	15	293	0	66	19.5

FIELD GOALS

	CL	G	FG	FGA	PCT.	FG/G
1. Jamin Godfrey, TSU	Jr.	7	12	16	75.0	1.71
2. Jordan Benton, MUR	So.	8	10	11	90.9	1.25
3. Drew Geldbach, SEMO	Sr.	8	10	16	62.5	1.25
4. Cameron Berra, EIU	Jr.	7	7	8	87.5	1.00
5. Griffin Thomas, JSU	Jr.	8	7	13	53.8	0.88
6. Cody Sandlin, UTM	Sr.	8	6	11	54.5	0.75
7. Luke Pray, ECU	Jr.	8	6	11	54.5	0.75
8. Zach Sharp, TTU	So.	8	4	8	50.0	0.50
9. Stephen Stansell, APSU	Sr.	8	3	10	30.0	0.38

PUNTING

	CL	G	PUNT	YDS	LONG	AVG
1. Chad Zinchini, TTU	Jr.	8	47	2151	64	45.8
2. James Satterfield, UTM	So.	8	29	1281	73	44.2
3. Steven Mix, MUR	Jr.	8	26	1114	60	42.8
4. Joe Vucic, SEMO	Jr.	8	26	1039	55	40.0
5. Scott Weatherford, EIU	Jr.	7	20	784	53	39.2
6. Ben Campbell, APSU	So.	8	41	1602	68	39.1
7. Jordan Berry, ECU	Jr.	8	33	1277	63	38.7
8. Hamish MacInnes, JSU	Fr.	8	31	1198	55	38.6
9. Jamin Godfrey, TSU	Jr.	7	29	1074	49	37.0

INTERCEPTIONS

	CL	G	INT	YDS	TD	LONG	INT/G
1. Steven Godbolt III, TSU	So.	6	4	62	0	62	0.67
2. Cejay Ceniza, ECU	Sr.	8	3	113	1	84	0.38
Brooklyn Fox, ECU	Sr.	8	3	77	0	59	0.38
Jermaine Hough, JSU	Fr.	8	3	36	0	15	0.38
5. Tavares Crawford, EIU	Jr.	6	2	70	1	39	0.33
6. Jourdan Wickliffe, EIU	So.	7	2	28	0	28	0.29
Ronn Vinson, TSU	So.	7	2	18	0	18	0.29
8. Thad Williams, UTM	Sr.	8	2	73	1	42	0.25
Tyler Brock, SEMO	Sr.	8	2	47	0	47	0.25
Julian Whitehead, MUR	Sr.	8	2	18	1	18	0.25

TACKLES

	CL	G	SOLO	AST	TOTAL	AVG/G	SACK
1. Ben Johnson, UTM	Jr.	8	38	59	97	12.1	1.5
2. Blake Peiffer, SEMO	Sr.	8	49	35	84	10.5	0.0
3. Austin Tallant, TTU	So.	7	21	50	71	10.1	0.0
4. Nick Thrasher, TSU	So.	7	46	23	69	9.9	1.0
5. Tra'Darius Goff, TTU	So.	8	20	56	76	9.5	0.0
6. Robert H aynes, EIU	So.	7	30	34	64	9.1	1.0
7. William Dillard, TTU	Fr.	7	19	42	61	8.7	0.0
8. Tony Bell, UTM	So.	8	24	42	66	8.2	4.0
9. Ben Endress, JSU	So.	8	40	24	64	8.0	1.0
J'Vontez Blackmon, UTM	Jr.	8	35	29	64	8.0	0.0

SACKS

	CL	G	SOLO	AST	YDS	TOTAL	AVG/G
1. Greg Mahan, EIU	Sr.	7	5	0	27	5.0	0.71
2. Tony Bell, UTM	So.	8	4	0	31	4.0	0.50
Montori Hughes, UTM	Sr.	8	3	2	28	4.0	0.50
Robert Knowles, ECU	Sr.	8	4	0	22	4.0	0.50
Artavious Dowdell, EIU	Sr.	7	3	1	25	3.5	0.50
6. Taylor Ramsey, SEMO	Sr.	8	3	0	24	3.0	0.38
Ernest Smith, APSU	Jr.	8	3	0	24	3.0	0.38
Kevin Hamlin, ECU	Sr.	8	2	2	23	3.0	0.38
9. Anthony Bass, TSU	So.	7	3	0	16	3.0	0.43
10. Alonzo Nevarez, SEMO	Sr.	8	2	1	20	2.5	0.31

TACKLES FOR LOSS

	CL	G	SOLO	AST	YDS	TOTAL	AVG/G
1. Robert Knowles, ECU	Sr.	8	8	4	34	10.0	1.25
2. Anthony Brown, ECU	Jr.	8	6	6	25	9.0	1.12
3. Greg Mahan, EIU	Sr.	7	7	4	33	9.0	1.29
4. Tony Bell, UTM	So.	8	5	6	40	8.0	1.00
5. Ernest Smith, APSU	Jr.	8	6	2	30	7.0	0.88
DJ Roberts, UTM	Jr.	8	4	6	18	7.0	0.88
Chris Wright, UTM	Sr.	8	5	4	21	7.0	0.88
8. Artavious Dowdell, EIU	Sr.	7	3	7	30	6.5	0.93
9. T-Ray Malone, MUR	Fr.	8	5	1	13	5.5	0.69
Marcus Edwards, TTU	Sr.	8	4	3	29	5.5	0.69

OVC TEAMS/PLAYERS IN 2012 NATIONAL STATISTICAL LEADERS

ALL-PURPOSE YARDS (YDS/GAME)

2.	Walter Powell, MUR	193.00
13.	Trabis Ward, TSU	151.82
18.	Erik Lora, EIU	146.00
21.	Matt Denham, EKU	141.91
41.	Levi Terrell, SEMO	125.73

RUSHING (YDS/GAME)

8.	Trabis Ward, TSU	129.27
9.	Matt Denham, EKU	126.00
11.	Levi Terrell, SEMO	122.64
31.	DaMarcus James, JSU	96.33
34.	Jake Walker, EIU	94.42

PASSING EFFICIENCY

7.	T.J. Pryor, EKU	154.24
11.	Derek Carr, UTM	150.72
17.	Casey Brockman, MUR	144.03
32.	Marques Ivory, JSU	137.84
39.	Michael German, TSU	134.97
41.	Jimmy Garoppolo, EIU	134.15

TOTAL OFFENSE

2.	Casey Brockman, MUR	345.64
7.	Jimmy Garoppolo, EIU	318.58
11.	Derek Carr, UTM	297.18
27.	Michael German, TSU	254.18

PASSING YARDS/GAME

3.	Casey Brockman, MUR	339.00
6.	Jimmy Garoppolo, EIU	318.58
7.	Derek Carr, UTM	397.82
22.	Michael German, TSU	250.55
48.	T.J. Pryor, EKU	192.90

TOTAL PASSING YARDS

2.	Jimmy Garoppolo, EIU	3,823
3.	Casey Brockman, MUR	3,729
8.	Derek Carr, UTM	3,276
22.	Michael German, TSU	2,756
50.	Jake Ryan, APSU	2,089

COMPLETIONS/GAME

1.	Casey Brockman, MUR	32.64
7.	Jimmy Garoppolo, EIU	27.58
13.	Derek Carr, UTM	24.00
29.	Michael German, TSU	19.55
36.	Jake Ryan, APSU	18.82

RECEPTIONS PER GAME

1.	Erik Lora, EIU	11.33
4.	Walter Powell, MUR	8.55
7.	Quentin Sims, UTM	7.82
31.	Devin Stark, APSU	6.09
41.	Da'Rick Rogers, TTU	5.55

RECEIVING YARDS PER GAME

1.	Erik Lora, EIU	138.67
9.	Walter Powell, MUR	110.27
14.	Quentin Sims, UTM	99.27
23.	Tyrone Goad, EKU	90.00
26.	Alan Bonner, JSU	85.90
28.	Da'Rick Rogers, TTU	81.18
35.	Jeremy Butler, UTM	75.00
38.	Chris Wright, EIU	74.00
42.	A.C. Leonard, TSU	73.30

TOTAL RECEIVING YARDS

2.	Erik Lora, EIU	1,664
8.	Walter Powell, MUR	1,213
14.	Quentin Sims, UTM	1,092
27.	Tyrone Goad, EKU	900
29.	Da'Rick Rogers, TTU	893
30.	Chris Wright, EIU	888
34.	Alan Bonner, JSU	859

SCORING (PTS/GAME)

8.	Matt Denham, EKU	9.45
14.	Quentin Sims, UTM	8.73
18.	Trabis Ward, TSU	8.18
28.	Jordan Benton, MUR	7.82
29.	Washaun Ealey, JSU	7.80
39.	Jamin Godfrey, TSU	7.36

POINTS RESPONSIBLE FOR (PER GAME)

3.	Casey Brockman, MUR	19.45
5.	Derek Carr, UTM	17.45
6.	Jimmy Garoppolo, EIU	17.17
46.	Michael German, TSU	11.27

PUNT RETURNS (YARDS/RETURN)

2.	Jason McNair, UTM	17.56
5.	Walter Powell, MUR	15.84
19.	Tyler Clendenen, APSU	9.69

KICKOFF RETURNS (YDS/RETURN)

10.	Telvin Brown, JSU	27.46
19.	Walter Powell, MUR	26.26
27.	Stanley Absanon, EKU	25.59
32.	Kevin Barfield, UTM	24.52

FIELD GOALS (MADE/GAME)

4.	Jamin Godfrey, TSU	1.45
9.	Drew Geldbach, SEMO	1.36
33.	Jordan Benton, MUR	1.00
33.	Cameron Berra, EIU	1.00
44.	Griffin Thomas, JSU	0.91

PUNTING (YDS/PUNT)

5.	Chad Zinchini, TTU	44.77
15.	James Satterfield, UTM	42.54
20.	Joe Vucic, SEMO	41.89
31.	Steven Mix, MUR	41.08

INTERCEPTIONS (PER GAME)

1.	Steven Godbolt, TSU	0.60
2.	Brooklyn Fox, EKU	0.55
24.	Taylor Brock, SEMO	0.36
37.	Cejay Ceniza, EKU	0.33

TACKLES/GAME

6.	Ben Johnson, UTM	11.91
17.	Blake Peiffer, SEMO	10.64
33.	Nick Thrasher, TSU	9.55
39.	Austin Tallant, TTU	9.40
43.	Robert Haynes, EIU	9.18
43.	Tra'Darius Golf, TTU	9.18

SACKS/GAME

43.	Artavious Dowdell, EIU	0.63
-----	------------------------	------

FORCED FUMBLES/GAME

19.	Earnest Smith, APSU	0.27
19.	Anthony Brown, EKU	0.27
19.	Adam Noble, APSU	0.27
40.	Artavious Dowdell, EIU	0.25
40.	Pat Wertz, EIU	0.25

PASSES DEFENDED/GAME

13.	Steven Godbolt, TSU	1.20
22.	Justin Bell, EKU	1.09
31.	Rashod Byers, JSU	1.00
31.	Jermaine Hough, JSU	1.00

TACKLES FOR LOSS/GAME

47.	DJ Roberts, UTM	1.14
47.	Anthony Brown, EKU	1.14

FUMBLES RECOVERED/GAME

17.	Brandon Hathaway, MUR	0.27
17.	Shawn Shupperd, EKU	0.27
32.	Cejay Ceniza, EKU	0.22
39.	David Coley, SEMO	0.20

RUSHING OFFENSE (YDS/GAME)

8.	Southeast Missouri	262.36
20.	Eastern Kentucky	205.73
27.	Jacksonville State	191.00
36.	Tennessee State	175.73
48.	Tennessee Tech	165.73

PASSING OFFENSE (YDS/GAME)

5.	Murray State	348.91
6.	Eastern Illinois	334.92
10.	UT Martin	299.55
26.	Tennessee State	250.91
32.	Tennessee Tech	241.64
47.	Jacksonville State	222.27
49.	Eastern Kentucky	220.09

TOTAL OFFENSE (YDS/GAME)

5.	Murray State	484.36
7.	Eastern Illinois	470.92
24.	UT Martin	427.45
25.	Tennessee State	426.64
26.	Eastern Kentucky	425.82
30.	Jacksonville State	413.27
37.	Tennessee Tech	407.36

SCORING OFFENSE

5.	Murray State	39.18
8.	Eastern Illinois	36.50
18.	UT Martin	33.55
29.	Tennessee Tech	31.55
30.	Eastern Kentucky	31.27
40.	Jacksonville State	29.27
44.	Tennessee State	28.82

RUSHING DEFENSE

9.	Eastern Kentucky	108.18
----	------------------	--------

TOTAL DEFENSE

50.	Tennessee State	361.64
-----	-----------------	--------

SCORING DEFENSE

32.	Eastern Kentucky	21.73
41.	Tennessee State	22.82

NET PUNTING

8.	UT Martin	38.38
10.	Tennessee Tech	38.35
48.	Jacksonville State	35.83

PUNT RETURNS (YDS/RETURN)

8.	UT Martin	16.47
14.	Murray State	13.30
34.	Jacksonville State	9.65

KICKOFF RETURNS (YDS/RETURN)

15.	Eastern Kentucky	23.21
28.	Murray State	21.96
36.	Jacksonville State	21.33
41.	UT Martin	21.24

TURNOVER MARGIN (PER GAME)

2.	Eastern Kentucky	+1.73
7.	UT Martin	+1.18
17.	Southeast Missouri	+0.64
45.	Tennessee State	+0.18

FUMBLES RECOVERED

3.	Eastern Illinois	16
17.	UT Martin	13
21.	Eastern Kentucky	12
21.	Southeast Missouri	12
39.	Tennessee Tech	10
49.	Austin Peay	9
49.	Murray State	9

PASSES INTERCEPTED

6.	Eastern Kentucky	16
15.	Tennessee State	14
23.	Southeast Missouri	13
23.	UT Martin	13

FUMBLES LOST

1.	Eastern Kentucky	3
9.	UT Martin	5
46.	Murray State	8
46.	Tennessee Tech	8

INTERCEPTIONS THROWN

7.	Southeast Missouri	5
15.	Eastern Kentucky	6
24.	UT Martin	8
48.	Jacksonville State	10
48.	Tennessee State	10

TURNOVERS GAINED

8.	Eastern Kentucky	28
13.	UT Martin	26
18.	Eastern Illinois	25
18.	Southeast Missouri	25
41.	Tennessee State	21

TURNOVERS LOST

2.	Eastern Kentucky	9
10.	UT Martin	13
39.	Southeast Missouri	18

PASSING EFFICIENCY

7.	Eastern Kentucky	152.05
12.	UT Martin	150.26
21.	Murray State	144.33
30.	Jacksonville State	137.58
32.	Eastern Illinois	140.20
44.	Tennessee Tech	134.12
46.	Tennessee State	133.82

PASS EFFICIENCY DEFENSE

21.	Tennessee State	115.01
-----	-----------------	--------

FEWEST PENALTIES PER GAME

7.	Southeast Missouri	4.36
42.	Murray State	6.00

FEWEST YARDS PENALIZED PER GAME

4.	Southeast Missouri	36.18
40.	Eastern Kentucky	51.36
42.	Murray State	51.55

PUNT RETURN YARDAGE DEFENSE

25.	Eastern Kentucky	5.83
27.	UT Martin	5.89
41.	Jacksonville State	7.13

KICKOFF RETURN YARDAGE DEFENSE

6.	UT Martin	15.36
17.	Tennessee State	17.28
21.	Eastern Illinois	18.07
43.	Murray State	19.26

SACKS/GAME

42.	Eastern Kentucky	2.18
-----	------------------	------

TACKLES FOR LOSS/GAME

22.	Eastern Illinois	7.08
32.	UT Martin	6.64
36.	Eastern Kentucky	6.45

SACKS ALLOWED/GAME

10.	Austin Peay	0.91
15.	UT Martin	1.09
15.	Jacksonville State	1.09
29.	Eastern Kentucky	1.55
29.	Tennessee State	1.55

TACKLES FOR LOSS ALLOWED/GAME

18.	Tennessee State	4.73
26.	Jacksonville State	5.00
31.	Eastern Kentucky	5.09
45.	Austin Peay	5.45
50.	Eastern Illinois	5.58

3RD DOWN CONVERSION PERCENTAGE

5.	Eastern Kentucky	51.41%
15.	Jacksonville State	47.56%
29.	Tennessee State	43.43%
34.	Southeast Missouri	42.58%
42.	Murray State	41.32%
46.	Eastern Illinois	40.98%

4TH DOWN CONVERSION PERCENTAGE

10.	Eastern Kentucky	66.67%
15.	Tennessee Tech	65.00%
19.	Tennessee State	62.50%
37.	Murray State	55.56%

3RD DOWN CONVERSION DEFENSE

28.	Tennessee State	35.29%
-----	-----------------	--------

4TH DOWN CONVERSION DEFENSE

5.	Austin Peay	27.27%
24.	Tennessee State	40.00%
24.	Jacksonville State	40.00%
39.	Eastern Kentucky	45.00%

TIME OF POSSESSION

1.	Eastern Kentucky	34:22
18.	Southeast Missouri	32:09
20.	Tennessee State	32:07
23.	Jacksonville State	31:38
25.	Austin Peay	31:33

2012 OVC PLAYERS OF THE WEEK

OFFENSIVE

9/2	Jimmy Garoppolo, Eastern Illinois
9/9	DaMarcus James, Jacksonville State
	Trabis Ward, Tennessee State
9/16	Michael German, Tennessee State
9/23	Erik Lora, Eastern Illinois
9/30	Jimmy Garoppolo, Eastern Illinois
10/7	Casey Brockman, Murray State
10/14	Derek Carr, UT Martin
	Trabis Ward, Tennessee State
10/21	T.J. Pryor, Eastern Kentucky
10/28	Washaun Ealey, Jacksonville State
11/4	Derek Carr, UT Martin
11/11	Darian Stone, Tennessee Tech
11/18	Quentin Sims, UT Martin
	Jake Ryan, Austin Peay

DEFENSIVE

9/2	Brooklyn Fox, Eastern Kentucky
9/9	Rashad Smith, Jacksonville State
9/16	Brandon Wicks, Murray State
9/23	Cejay Ceniza, Eastern Kentucky
9/30	Pete Houlihan, Eastern Illinois
10/7	Nick Thrasher, Tennessee State
10/14	Steven Godbolt III, Tennessee State
	Thad Williams, UT Martin
10/21	Jermaine Hough, Jacksonville State
	DJ Roberts, UT Martin
10/28	Artavious Dowdell, Eastern Illinois
11/4	Brooklyn Fox, Eastern Kentucky
11/11	Rashad Smith, Jacksonville State
11/18	Artavious Dowdell, Eastern Illinois
	Brandon Wicks, Murray State

Note: A complete list of all-time OVC Players of the Week from 1978 to the present is available starting on page 98 of this publication.

Bold indicates players who went on to win National Player of the Week honors that week.

2012 FINAL NATIONAL POLLS

SPORTS NETWORK

MEDIA POLL

Team (1st Place Votes)	Record	Pts.
1. North Dakota State (142)	14-1	3,550
2. Sam Houston State	11-4	3,386
3. Georgia Southern	10-4	3,183
4. Eastern Washington	11-3	3,143
5. Montana State	11-2	2,949
6. Old Dominion	11-2	2,859
7. Wofford	9-4	2,673
8. Illinois State	9-4	2,289
9. Appalachian State	8-4	2,229
10. Central Arkansas	9-3	2,166
11. Stony Brook	10-3	2,158
12. Cal Poly	9-3	1,930
13. New Hampshire	8-4	1,839
14. South Dakota State	9-4	1,537
15. Villanova	8-4	1,354
16. Lehigh	10-1	1,346
17. Towson	7-4	1,147
18. Richmond	8-3	938
19. James Madison	7-4	894
20. Northern Arizona	8-3	736
21. Wagner	9-4	603
22. Bethune-Cookman	9-3	523
23. Eastern Kentucky	8-3	515
24. Coastal Carolina	8-5	495
25. Colgate	8-4	383

Others Receiving Votes: Eastern Illinois (349), Arkansas-Pine Bluff (138), Albany (120), **UT Martin (102)**, Youngstown State (81), Harvard (56), **Tennessee State (44)**, Sasmford (29), Montana (22), McNeese State (19), The Citadel (16), Penn (14), Drake (8), Sacramento State (5), Howard (5), South Carolina State (5), Southern Illinois (1), Northern Iowa (1), Maine (1).

SPECIALIST

9/2	Cody Sandlin, UT Martin
9/9	Griffin Thomas, Jacksonville State
9/16	Cameron Berra, Eastern Illinois
9/23	Jordan Benton, Murray State
	Drew Geldbach, Southeast Missouri
9/30	Ladarius Vanlier, Tennessee Tech
10/7	Kevin Barfield, UT Martin
10/14	Cameron Berra, Eastern Illinois
10/21	Griffin Thomas, Jacksonville State
10/28	Jamin Godfrey, Tennessee State
11/4	Steven Mix, Murray State
11/11	Zach Sharp, Tennessee Tech
11/18	Walter Powell, Murray State

NEWCOMER

9/2	Troymaine Pope, Jacksonville State
	Da'Rick Rogers, Tennessee Tech
9/9	Troymaine Pope, Jacksonville State
9/16	Jaamal Berry, Murray State
9/23	Da'Rick Rogers, Tennessee Tech
9/30	Jaamal Berry, Murray State
10/7	Telvin Brown, Jacksonville State
10/14	Jeremy Butler, UT Martin
10/21	Jermaine Hough, Jacksonville State
10/28	Scott Lathrop, Southeast Missouri
11/4	Jaamal Berry, Murray State
11/11	Jeremy Butler, UT Martin
11/18	Alex Helms, Eastern Illinois



UT Martin defensive lineman Montori Hughes earned first-team All-American honors from Phil Steele following the 2012 season in which he had 42 tackles, 8.5 tackles-for-loss and 4.0 sacks.

2012 ALL-AMERICANS

ASSOCIATED PRESS

WR - Erik Lora, Eastern Illinois (1st)
 AP - Walter Powell, Murray State (1st)
 OL - Rogers Gaines, Tennessee State (1st)
 QB - Casey Brockman, Murray State (2nd)
 TE - A.C. Leonard, Tennessee State (2nd)
 LB - Blake Peiffer, Southeast Missouri (2nd)
 OL - Aaron Adams, Eastern Kentucky (3rd)
 DB - Steven Godbolt III, Tennessee State (3rd)

AFCA

WR - Erik Lora, Eastern Illinois

CSN FABULOUS 50 TEAM

WR - Erik Lora, Eastern Illinois
 WR - Quentin Sims, UT Martin
 TE - A.C. Leonard, Tennessee State
 AP - Walter Powell, Murray State
 DB - Steven Godbolt III, Tennessee State

PHIL STEELE

WR - Erik Lora, Eastern Illinois (1st)
 OL - Rogers Gaines, Tennessee State (1st)
 DL - Montori Hughes, UT Martin (1st)
 LS - Brandon Gabbard, Southeast Missouri (1st)
 TE - A.C. Leonard, Tennessee State (2nd)
 DB - Steven Godbolt III, Tennessee State (2nd)
 WR - Tyrone Goard, Eastern Kentucky (3rd)
 K - Cameron Berra, Eastern Illinois (3rd)
 OL - Sherman Carter, Tennessee State (4th)
 DB - Brooklyn Fox, Eastern Kentucky (4th)
 PR - Walter Powell, Murray State (4th)

SPORTS NETWORK

WR - Erik Lora, Eastern Illinois (1st)
 TE - A.C. Leonard, Tennessee State (1st)
 AP - Walter Powell, Murray State (1st)
 OL - Aaron Adams, Eastern Kentucky (2nd)
 OL - Rogers Gaines, Tennessee State (2nd)
 DT - Montori Hughes, UT Martin (2nd)
 DB - Steven Godbolt III, Tennessee State (2nd)
 QB - Casey Brockman, Murray State (3rd)
 WR - Quentin Sims, UT Martin (3rd)
 LB - Blake Peiffer, Southeast Missouri (3rd)

WALTER CAMP

WR - Erik Lora, Eastern Illinois
 TE - A.C. Leonard, Tennessee State

ALL-TIME OVC YEAR-BY-YEAR FINAL STANDINGS

1948	OVC	ALL	1958	OVC	ALL	1967	OVC	ALL	1976	OVC	ALL
Murray State	3-1-0	9-1-0	Middle Tennessee	5-1-0	8-2-0	Eastern Kentucky	5-0-2	7-1-2	Eastern Kentucky	6-1-0	8-3-0
Evansville	3-1-0	5-3-0	Tennessee Tech	5-1-0	7-3-0	Western Kentucky	5-1-1	7-1-1	Tennessee Tech	5-2-0	8-3-0
Eastern Kentucky	2-2-0	8-3-0	East Tennessee	4-2-0	5-4-0	Middle Tennessee	4-3-0	5-5-0	Murray State	4-3-0	5-6-0
Louisville	1-1-0	5-5-0	Eastern Kentucky	3-3-0	3-6-0	East Tennessee	3-4-0	3-7-0	Austin Peay	3-4-0	5-6-0
Western Kentucky	2-3-0	5-4-0	Western Kentucky	2-4-0	4-5-0	Tennessee Tech	3-4-0	3-7-0	Western Kentucky	3-4-0	4-5-1
Morehead State	0-3-0	3-5-0	Murray State	2-4-0	3-7-0	Morehead State	2-4-1	4-5-1	East Tennessee State	3-4-0	3-7-0
			Morehead State	0-6-0	0-8-1	Murray State	2-5-0	4-6-0	Middle Tennessee	2-5-0	4-7-0
						Austin Peay	2-5-0	2-8-0	^Morehead State	2-5-0	2-9-0
1949	OVC	ALL	1959	OVC	ALL	1968	OVC	ALL	1977	OVC	ALL
Marshall	4-0-0	6-4-0	Middle Tennessee	5-0-1	10-0-1	Eastern Kentucky	7-0-0	8-2-0	Austin Peay	6-1-0	8-3-0
Louisville	3-0-0	8-3-0	Tennessee Tech	5-0-1	7-2-2	Western Kentucky	5-2-0	7-2-1	Tennessee Tech	5-2-0	9-2-0
Evansville*	3-1-1	7-2-1	East Tennessee	4-2-0	7-3-0	Murray State	5-2-0	7-2-1	Eastern Kentucky	4-3-0	5-5-0
Morehead State	3-3-0	6-3-0	Western Kentucky	3-3-0	5-4-0	East Tennessee	4-3-0	5-5-0	Murray State	4-3-0	6-5-0
Eastern Kentucky	2-2-1	4-4-1	Eastern Kentucky	2-4-0	3-6-0	Austin Peay	3-4-0	5-5-0	Middle Tennessee	3-4-0	3-8-0
Western Kentucky	2-3-0	5-4-0	Morehead State	1-5-0	3-6-0	Tennessee Tech	2-5-0	2-8-0	Morehead State	2-4-1	2-6-2
Murray State	1-6-0	1-7-1	Murray State	0-6-0	0-10-0	Morehead State	1-6-0	3-6-1	East Tennessee State	2-5-0	3-8-0
Tennessee Tech	0-3-0	3-6-0				Middle Tennessee	1-6-0	2-8-0	Western Kentucky	1-5-1	1-8-1
1950	OVC	ALL	1960	OVC	ALL	1969	OVC	ALL	1978	OVC	ALL
Murray State	5-0-1	7-2-1	Tennessee Tech	6-0-0	8-2-0	East Tennessee	6-0-1	9-0-1	Western Kentucky	6-0-0	8-2-0
Western Kentucky	3-1-2	6-2-2	Middle Tennessee	4-2-0	5-5-0	Western Kentucky	5-2-0	6-3-1	Eastern Kentucky	5-1-0	8-2-0
Eastern Kentucky	4-2-0	6-4-0	Murray State	4-2-0	5-5-0	Eastern Kentucky	4-3-0	6-4-0	Tennessee Tech	4-2-0	5-6-0
Morehead State	3-3-0	4-4-0	Morehead State	2-4-0	5-4-0	Tennessee Tech	4-3-0	5-5-0	Austin Peay	3-3-0	6-4-0
Marshall	2-4-0	2-8-0	East Tennessee	1-3-2	3-4-2	Morehead State	3-4-0	6-4-0	Murray State	1-5-0	4-7-0
Evansville	1-4-1	3-6-1	Eastern Kentucky	1-4-1	3-6-1	Murray State	2-4-1	5-4-1	Morehead State	1-5-0	2-6-1
Tennessee Tech	1-5-0	4-7-0	Western Kentucky	1-4-1	2-6-1	Austin Peay	2-5-0	2-7-1	Middle Tennessee	1-5-0	1-9-1
						Middle Tennessee	1-6-0	1-9-0			
1951	OVC	ALL	1961	OVC	ALL	1970	OVC	ALL	1979	OVC	ALL
Murray State	5-0-1	8-1-0	Tennessee Tech	6-0-0	7-3-0	Western Kentucky	5-1-1	8-1-1	#Murray State	6-0-0	9-2-1
Eastern Kentucky	4-2-0	7-3-0	Middle Tennessee	5-1-0	7-3-0	Eastern Kentucky	5-2-0	8-2-0	#Eastern Kentucky	5-1-0	11-2-0
Marshall	4-2-0	5-5-1	Western Kentucky	4-2-0	6-3-0	East Tennessee	4-1-2	7-1-2	Morehead State	3-2-1	5-4-1
Evansville	3-3-0	5-5-0	Eastern Kentucky	3-3-0	4-5-0	East Tennessee	4-3-0	6-4-0	Western Kentucky	3-3-0	5-5-0
Tennessee Tech	3-3-0	5-5-1	Murray State	2-4-0	4-6-0	Morehead State	3-3-1	6-3-1	Austin Peay	2-4-0	7-4-0
Western Kentucky	2-4-0	4-5-0	East Tennessee	1-5-0	3-7-0	Middle Tennessee	2-5-0	3-7-0	Middle Tennessee	1-5-0	1-9-0
Morehead State	0-6-0	1-7-0	Morehead State	0-6-0	1-6-1	Tennessee Tech	2-5-0	4-6-0	Tennessee Tech	0-5-1	1-8-2
						Murray State	1-6-0	4-6-0			
1952	OVC	ALL	1962	OVC	ALL	1971	OVC	ALL	1980	OVC	ALL
Tennessee Tech	4-1-0	9-1-0	East Tennessee	4-2-0	7-3-0	Western Kentucky	6-1-0	8-2-0	Western Kentucky	6-1-0	9-1-0
Western Kentucky	4-1-0	8-1-0	Eastern Kentucky	4-2-0	6-3-0	Tennessee Tech	5-2-0	8-2-0	#Eastern Kentucky	5-2-0	10-3-0
Murray State	3-2-0	4-4-0	Morehead State	4-2-0	5-3-0	Middle Tennessee	5-2-0	7-4-0	Murray State	5-2-0	9-2-0
Middle Tennessee	2-2-0	6-5-0	Middle Tennessee	4-2-0	6-4-0	Morehead State	4-3-0	7-3-0	Austin Peay	5-2-0	7-4-0
Eastern Kentucky	0-3-1	3-4-1	Western Kentucky	3-3-0	5-3-0	Murray State	3-3-1	5-4-1	Akron	2-4-1	3-7-1
Morehead State	0-4-1	1-6-1	Murray State	1-5-0	5-5-0	Eastern Kentucky	3-4-0	5-6-0	Morehead State	2-5-0	4-7-0
			Tennessee Tech	1-5-0	2-8-0	Austin Peay	1-6-0	4-6-0	Middle Tennessee	2-5-0	2-8-0
1953	OVC	ALL	1963	OVC	ALL	1972	OVC	ALL	1981	OVC	ALL
Tennessee Tech	5-0-0	7-4-0	Western Kentucky	7-0-0	9-0-1	Tennessee Tech	7-0-0	10-1-0	#Eastern Kentucky	8-0-0	12-2-0
Eastern Kentucky	4-1-0	8-2-0	Middle Tennessee	6-1-0	8-2-0	Western Kentucky	5-2-0	7-3-0	Murray State	5-3-0	8-3-0
Middle Tennessee	3-2-0	7-4-0	East Tennessee	5-2-0	7-2-0	Middle Tennessee	4-2-1	7-3-1	Youngstown State	5-3-0	7-4-0
Western Kentucky	2-3-0	6-4-0	Tennessee Tech	3-4-0	6-4-0	Morehead State	3-3-1	3-6-1	Tennessee Tech	4-4-0	6-5-0
Murray State	1-4-0	3-6-0	Murray State	3-4-0	5-5-0	Eastern Kentucky	3-4-0	5-6-0	Middle Tennessee	4-4-0	6-5-0
Morehead State	0-5-0	0-8-0	Morehead State	3-4-0	5-4-0	Murray State	2-5-0	4-6-0	Western Kentucky	4-4-0	6-5-0
			Eastern Kentucky	1-6-0	2-8-0	East Tennessee	2-5-0	3-7-0	Akron	4-4-0	5-5-0
1954	OVC	ALL	1964	OVC	ALL	1973	OVC	ALL	1982	OVC	ALL
Eastern Kentucky	5-0-0	8-0-1	Middle Tennessee	6-1-0	7-2-1	Western Kentucky	7-0-0	10-0-0	#Eastern Kentucky	7-0-0	13-0-0
Western Kentucky	3-2-0	7-3-0	Austin Peay	5-1-1	8-1-1	Murray State	5-2-0	7-3-0	Akron	5-2-0	6-5-0
Murray State	3-2-0	5-4-0	Western Kentucky	3-3-1	6-3-1	Eastern Kentucky	4-3-0	7-4-0	Middle Tennessee	4-3-0	8-3-0
Middle Tennessee	2-2-1	4-4-2	Murray State	3-3-1	5-4-1	Morehead State	4-3-0	6-5-0	Youngstown State	4-3-0	6-5-0
Tennessee Tech	1-3-1	4-4-2	Morehead State	3-4-0	5-4-0	East Tennessee	3-4-0	4-7-0	Morehead State	2-5-0	5-6-0
Morehead State	0-5-0	0-9-0	East Tennessee	3-4-0	5-5-0	Middle Tennessee	3-4-0	4-7-0	Murray State	2-5-0	4-7-0
1955	OVC	ALL	1965	OVC	ALL	1974	OVC	ALL	1983	OVC	ALL
Tennessee Tech	5-0-0	7-3-0	Middle Tennessee	7-0-0	10-0-0	Eastern Kentucky	6-1-0	8-2-0	#Eastern Kentucky	6-1-0	7-2-1
Middle Tennessee	4-1-0	7-2-1	Austin Peay	6-1-0	8-1-0	Murray State	5-2-0	9-2-0	Middle Tennessee	5-2-0	8-2-0
Eastern Kentucky	3-2-0	5-4-1	Eastern Kentucky	4-2-1	4-4-1	Eastern Kentucky	5-2-0	7-3-0	Akron	5-2-0	8-3-0
Murray State	2-3-0	6-4-0	Morehead State	3-4-0	3-6-0	Tennessee Tech	5-2-0	7-3-0	Murray State	4-3-0	7-4-0
Western Kentucky	1-4-0	3-6-0	Tennessee Tech	3-4-0	3-7-0	Morehead State	4-3-0	6-5-0	Austin Peay	3-4-0	6-5-0
Morehead State	0-5-0	0-9-0	Murray State	1-4-2	2-6-2	East Tennessee	3-3-1	4-6-1	Youngstown State	2-5-0	4-7-0
1956	OVC	ALL	1966	OVC	ALL	1975	OVC	ALL	1984	OVC	ALL
Middle Tennessee	5-0-0	7-2-0	Morehead State	6-1-0	7-2-0	Western Kentucky	6-1-0	9-1-0	#Eastern Kentucky	6-1	8-4-0
Murray State	4-1-0	6-4-0	Middle Tennessee	5-2-0	7-3-0	Tennessee Tech	6-1-0	8-3-0	#Middle Tennessee	5-2	11-3-0
Western Kentucky	2-3-0	5-4-0	Austin Peay	4-3-0	6-4-0	Eastern Kentucky	5-2-0	8-2-1	Murray State	5-2	9-2-0
Tennessee Tech	2-3-0	5-4-1	Eastern Kentucky	4-3-0	7-3-0	Murray State	3-3-1	4-5-1	Youngstown State	5-2	7-4-0
Eastern Kentucky	2-3-0	4-5-0	Tennessee Tech	4-3-0	5-5-0	Austin Peay	3-4-0	3-8-0	Austin Peay	4-3	7-4-0
Morehead State	0-5-0	2-6-0	Western Kentucky	3-4-0	5-5-0	Middle Tennessee	2-5-0	4-7-0	Akron	2-5	4-7-0
1957	OVC	ALL	1967	OVC	ALL				Morehead State	1-6	2-9-0
Middle Tennessee	5-0-0	10-0-0	Morehead State	6-1-0	7-2-0				Tennessee Tech	0-7	0-11-0
Tennessee Tech	4-1-0	6-4-0	Middle Tennessee	5-2-0	7-3-0						
Eastern Kentucky	3-2-0	4-5-0	Austin Peay	4-3-0	6-4-0						
Western Kentucky	1-3-1	5-3-1	Eastern Kentucky	4-3-0	7-3-0						
Murray State	1-3-1	3-5-1	Tennessee Tech	4-3-0	5-5-0						
Morehead State	0-5-0	2-7-0	Western Kentucky	3-4-0	5-5-0						
			East Tennessee	2-5-0	3-6-0						
			Murray State	0-7-0	0-10-0						



1985	OVC	ALL	1994	OVC	ALL	2003	OVC	ALL	2008	OVC	ALL
#Middle Tennessee	7-0	11-1-0	#Eastern Kentucky	8-0	8-4-0	#Jacksonville State	7-1	8-4	#Eastern Kentucky	7-1	8-4
#Akron	5-2	8-4-0	#Middle Tennessee	7-1	8-3-1	Eastern Kentucky	6-2	7-5	Jacksonville State	6-2	8-3
Eastern Kentucky	5-2	8-3-0	Southeast Missouri	5-3	7-5-0	Samford	5-3	7-4	UT Martin	6-2	8-4
Murray State	5-2	7-3-1	Tennessee State	4-4	5-6-0	Tennessee State	5-3	7-5	Tennessee State	5-3	8-4
Youngstown State	4-3	5-6-0	Murray State	4-4	5-6-0	Southeast Missouri	5-3	5-7	Murray State	4-4	5-7
Austin Peay	2-5	5-6-0	Tennessee Tech	3-5	5-6-0	Murray State	3-5	4-8	Eastern Illinois	3-5	5-7
Tennessee Tech	1-6	1-10-0	Austin Peay	3-5	4-7-0	Eastern Illinois	3-5	4-8	Southeast Missouri	2-6	4-8
Morehead State	0-7	1-10-0	UT Martin	2-6	5-6-0	Tennessee Tech	1-7	2-9	Austin Peay	2-6	2-9
			Morehead State	0-8	0-11-0	UT Martin	1-7	2-10	Tennessee Tech	1-7	3-9
1986	OVC	ALL	1995	OVC	ALL	2004	OVC	ALL	2009	OVC	ALL
#Eastern Kentucky	6-1	10-3-1	#Murray State	8-0	11-1	#Jacksonville State	7-1	9-2	#Eastern Illinois	6-2	8-4
#Murray State	6-1	7-4-1	#Eastern Kentucky	7-1	9-3	Murray State	6-2	7-4	Tennessee Tech	5-3	6-5
Akron	4-3	7-4-0	Middle Tennessee	6-2	7-4	Eastern Kentucky	6-2	6-5	Eastern Kentucky	5-3	5-6
Middle Tennessee	4-3	6-5-0	Southeast Missouri	5-3	5-6	Eastern Illinois	4-4	5-6	UT Martin	4-4	5-6
Morehead State	3-4	7-4-0	UT Martin	4-4	5-6	Tennessee Tech	3-4	6-5	Tennessee State	3-4	4-7
Austin Peay	3-4	5-6-0	Austin Peay	2-6	3-8	Samford	3-5	4-7	Austin Peay	3-5	4-7
Youngstown State	2-5	2-9-0	Tennessee Tech	2-6	3-8	Southeast Missouri	3-5	3-8	Murray State	2-6	3-8
Tennessee Tech	0-7	0-10-0	Morehead State	1-7	2-8	Tennessee State	2-5	4-7	Southeast Missouri	1-7	2-9
			Tennessee State	1-7	2-9	UT Martin	1-7	2-9	\$Jacksonville State	6-1	8-3
1987	OVC	ALL	1996	OVC	ALL	2005	OVC	ALL	2010	OVC	ALL
#Eastern Kentucky	5-1	9-3-0	#Murray State	8-0	11-2	#Eastern Illinois	8-0	9-3	#Southeast Missouri	7-1	9-3
#Youngstown State	5-1	8-4-0	#Eastern Illinois	6-2	8-4	Eastern Kentucky	7-1	7-4	#Jacksonville State	6-2	9-3
Middle Tennessee	4-2	6-5-0	Eastern Kentucky	6-2	6-5	Jacksonville State	6-2	6-5	Eastern Kentucky	5-2	6-5
Murray State	3-3	6-5-0	Middle Tennessee	4-4	6-5	UT Martin	4-4	6-5	Murray State	5-3	6-5
Tennessee Tech	2-4	5-6-0	Tennessee Tech	4-4	5-6	Samford	4-4	5-6	UT Martin	5-3	6-5
Morehead State	1-5	2-8-0	Southeast Missouri	3-5	4-7	Tennessee Tech	3-5	4-7	Tennessee Tech	4-4	5-6
Austin Peay	1-5	2-9-0	Austin Peay	1-7	1-10	Southeast Missouri	2-6	2-9	Eastern Illinois	2-6	2-9
			UT Martin	1-7	1-10	Tennessee State	1-6	2-9	Austin Peay	1-7	2-9
						Murray State	0-7	2-9	Tennessee State	0-7	3-8
1988	OVC	ALL	1997	OVC	ALL	2006	OVC	ALL	2011	OVC	ALL
#Eastern Kentucky	6-0	11-3-0	#Eastern Kentucky	7-0	8-4	#Eastern Illinois	7-1	8-5	#Tennessee Tech	6-2	7-4
Middle Tennessee	4-2	7-4-0	Eastern Illinois	5-2	8-3	#UT Martin	6-1	9-3	Jacksonville State	6-2	7-4
Murray State	4-2	4-6-0	Eastern Illinois	5-2	7-4	Tennessee State	5-2	6-5	#Eastern Kentucky	6-2	7-5
Tennessee State	2-4	3-7-1	Tennessee Tech	4-3	6-5	Jacksonville State	5-3	6-5	Murray State	5-3	7-4
Austin Peay	2-4	3-8-0	Tennessee State	4-3	4-7	Eastern Kentucky	5-3	6-5	Tennessee State	4-4	5-6
Morehead State	2-4	3-8-0	Middle Tennessee	2-5	4-6	Tennessee Tech	4-4	4-7	UT Martin	4-4	5-6
Tennessee Tech	1-5	1-10-0	Southeast Missouri	1-6	4-7	Southeast Missouri	2-6	4-7	Austin Peay	2-6	3-8
			UT Martin	0-7	1-10	Samford	1-7	3-8	Southeast Missouri	2-6	3-8
						Murray State	0-8	1-10	Eastern Illinois	1-7	2-9
1989	OVC	ALL	1998	OVC	ALL	2007	OVC	ALL	2012	OVC	ALL
#Middle Tennessee	6-0	9-4-0	#Tennessee State	6-1	9-3	#Eastern Kentucky	8-0	9-3	#Eastern Illinois	6-1	7-5
#Eastern Kentucky	5-1	9-3-0	Murray State	5-2	7-4	#Eastern Illinois	7-1	8-4	Eastern Kentucky	6-2	8-3
Murray State	3-3	6-4-1	Middle Tennessee	5-2	5-5	Austin Peay	5-3	7-4	UT Martin	6-2	8-3
Tennessee State	3-3	5-5-1	Eastern Illinois	4-3	6-5	Jacksonville State	5-3	6-5	Jacksonville State	5-3	6-5
Tennessee Tech	3-3	5-5-0	Tennessee Tech	2-5	4-7	Tennessee State	4-3	5-6	Tennessee State	4-3	8-3
Austin Peay	1-5	1-10-0	Southeast Missouri	2-5	3-8	UT Martin	4-4	4-7	Murray State	4-4	5-6
%Morehead State	0-6	1-10-0	UT Martin	0-7	0-11	Samford	2-6	4-7	Southeast Missouri	2-6	3-8
						Tennessee Tech	2-6	4-7	Tennessee Tech	3-8	1-7
						Southeast Missouri	1-6	3-8	Austin Peay	1-7	2-9
						Murray State	1-7	2-9			
1990	OVC	ALL	1999	OVC	ALL	Legend					
#Eastern Kentucky	5-1	10-2	#Tennessee State	7-0	11-1	* - FCS/II-AA Playoff Participant					
#Middle Tennessee	5-1	11-2	Murray State	5-2	7-4	* - Evansville declared champion because Marshall and Louisville did not play required games in 1949					
Tennessee State	4-2	7-4	Middle Tennessee	5-2	5-5	^ - Morehead State finished the year 3-8 overall but forfeited a game to Marshall to finish 2-9.					
Tennessee Tech	3-3	6-5	Eastern Illinois	4-3	6-5	% - Morehead State finished the season 5-6 overall (2-4 OVC) but forfeited two non-conference and two					
Morehead State	3-3	5-6	Eastern Kentucky	4-3	6-5	conference games following the season					
Murray State	1-5	2-9	Tennessee Tech	2-5	4-7	\$ - Jacksonville State was ineligible for OVC Championship due to a NCAA postseason ban (APR penalties)					
Austin Peay	0-6	0-11	Southeast Missouri	2-5	3-8						
			UT Martin	0-7	1-10						
1991	OVC	ALL	2000	OVC	ALL	Current Members	OVC Games	All Games			
#Eastern Kentucky	7-0	12-2	#Western Kentucky	7-0	11-2	Austin Peay (1963-96, '07-present)	96-181-2 (.348)	157-266-3 (.372)			
#Middle Tennessee	6-1	9-4	#Eastern Illinois	6-1	8-4	Eastern Illinois (1996-present)	81-46-0 (.638)	107-91-0 (.540)			
Austin Peay	3-4	5-6	Tennessee Tech	5-2	8-3	Eastern Kentucky (1948-present)	312-120-7 (.719)	461-238-13 (.657)			
Morehead State	3-4	4-7	Murray State	4-3	6-5	Jacksonville State (2003-present)	59-20-0 (.747)	73-39-0 (.652)			
Southeast Missouri	3-4	3-8	Eastern Kentucky	3-4	6-5	Murray State (1948-present)	212-219-9 (.492)	338-334-16 (.503)			
Tennessee State	2-5	3-8	Tennessee State	2-5	3-8	Southeast Missouri (1991-present)	58-108-0 (.349)	86-161-0 (.348)			
Tennessee Tech	2-5	2-9	Southeast Missouri	1-6	3-8	Tennessee State (1988-present)	83-95-0 (.466)	127-151-2 (.457)			
Murray State	1-6	3-8	UT Martin	0-7	2-9	Tennessee Tech (1949-present)	192-216-3 (.471)	313-363-9 (.464)			
						UT Martin (1992-present)	55-104-0 (.346)	82-153-0 (.349)			
1992	OVC	ALL	2001	OVC	ALL	Former Members	OVC Games	All Games			
#Middle Tennessee	8-0	10-3	#Eastern Illinois	6-0	9-1	Western Kentucky (1948-81, 99-00)	132-87-9 (.599)	223-122-14 (.641)			
#Eastern Kentucky	7-1	9-3	Eastern Kentucky	5-1	8-2	Morehead State (1948-95)	83-223-5 (.275)	155-312-10 (.335)			
Tennessee Tech	6-2	7-4	Tennessee Tech	4-2	7-3	Louisville (1948-49)	4-1-0 (.800)	13-8-0 (.619)			
Tennessee State	5-3	5-6	Tennessee State	3-3	8-3	Evansville (1948-51)	10-9-2 (.524)	20-16-2 (.553)			
Morehead State	3-5	3-8	Murray State	2-4	4-6	Marshall (1949-51)	10-6-0 (.625)	13-17-1 (.435)			
Austin Peay	2-6	3-8	Southeast Missouri	1-5	4-7	Middle Tennessee State (1952-98)	193-114-4 (.627)	297-205-9 (.592)			
UT Martin	2-6	3-8	UT Martin	0-6	1-10	East Tennessee State (1958-77)	56-71-8 (.444)	85-105-9 (.450)			
Southeast Missouri	2-6	2-9				Akron (1980-86)	27-22-1 (.550)	41-35-1 (.539)			
Murray State	1-7	2-9				Youngstown State (1981-87)	27-22-0 (.551)	39-39-0 (.500)			
1993	OVC	ALL				Samford (2003-07)	15-25-0 (.375)	23-32-0 (.418)			
#Eastern Kentucky	8-0	8-4									
Tennessee Tech	7-1	8-3									
UT Martin	5-3	6-5									
Middle Tennessee	4-4	5-6									
Murray State	4-4	4-7									
Tennessee State	4-4	4-7									
Morehead State	2-6	3-8									
Southeast Missouri	2-6	3-8									
Austin Peay	0-8	1-10									

OVC CHAMPIONS YEAR-BY-YEAR

<u>YEAR</u>	<u>SCHOOL</u>	<u>OVC</u>	<u>OVERALL</u>	<u>YEAR</u>	<u>SCHOOL</u>	<u>OVC</u>	<u>OVERALL</u>
1948	Murray State	3-1-0	9-1-0	1999	Tennessee State	7-0-0	11-1-0
	Evansville	3-1-0	5-3-0	2000	Western Kentucky	7-0-0	11-2-0
1949	Evansville	3-1-0	7-2-1	2001	Eastern Illinois	6-0-0	9-2-0
1950	Murray State	5-0-1	7-2-1	2002	Eastern Illinois	5-1-1	8-4-0
1951	Murray State	5-1-0	8-1-0		Murray State	5-1-1	7-5-0
1952	Tennessee Tech	4-1-0	9-1-0	2003	Jacksonville State	7-1-0	8-4-0
	Western Kentucky	4-1-0	8-1-0	2004	Jacksonville State	7-1-0	9-2-0
1953	Tennessee Tech	5-0-0	7-4-0	2005	Eastern Illinois	8-0-0	9-3-0
1954	Eastern Kentucky	5-0-0	8-0-1	2006	Eastern Illinois	7-1-0	8-5-0
1955	Tennessee Tech	5-0-0	7-3-0		UT Martin	6-1-0	9-3-0
1956	Middle Tennessee	5-0-0	7-2-0	2007	Eastern Kentucky	8-0-0	9-3-0
1957	Middle Tennessee	5-0-0	10-0-0	2008	Eastern Kentucky	7-1-0	8-4-0
1958	Middle Tennessee	5-1-0	8-2-0	2009	Eastern Illinois	6-2-0	8-4-0
	Tennessee Tech	5-1-0	7-3-0	2010	Southeast Missouri	7-1-0	9-3-0
1959	Middle Tennessee	5-0-1	10-0-1	2011	Tennessee Tech	6-2-0	7-4-0
	Tennessee Tech	5-0-1	7-2-2		Jacksonville State	6-2-0	7-4-0
1960	Tennessee Tech	6-0-0	8-2-0		Eastern Kentucky	6-2-0	7-5-0
1961	Tennessee Tech	6-0-0	7-3-0	2012	Eastern Illinois	6-1-0	7-5-0
1962	Eastern Kentucky	4-2-0	6-3-0				
	East Tennessee	4-2-0	7-3-0				
	Middle Tennessee	4-2-0	6-4-0				
	Morehead State	4-2-0	5-3-0				
1963	Western Kentucky	7-0-0	9-0-1				
1964	Middle Tennessee	6-1-0	7-2-1				
1965	Middle Tennessee	7-0-0	10-0-0				
1966	Morehead State	6-1-0	7-2-0				
1967	Eastern Kentucky	5-0-2	7-1-2				
1968	Eastern Kentucky	7-0-0	8-2-0				
1969	East Tennessee	6-0-1	9-0-1				
1970	Western Kentucky	5-1-1	8-1-1				
1971	Western Kentucky	5-2-0	8-2-0				
1972	Tennessee Tech	7-0-0	10-1-0				
1973	Western Kentucky	7-0-0	10-0-0				
1974	Eastern Kentucky	6-1-0	8-2-0				
1975	Tennessee Tech	6-1-0	9-1-0				
1976	Eastern Kentucky	6-1-0	8-3-0				
1977	Austin Peay	6-1-0	9-1-0				
1978	Western Kentucky	6-0-0	8-2-0				
1979	Murray State	6-0-0	9-2-1				
1980	Western Kentucky	6-1-0	9-1-0				
1981	Eastern Kentucky	8-0-0	12-2-0				
1982	Eastern Kentucky	7-0-0	13-0-0				
1983	Eastern Kentucky	6-1-0	7-2-1				
1984	Eastern Kentucky	6-1-0	8-4-0				
1985	Middle Tennessee	7-0-0	11-1-0				
1986	Eastern Kentucky	6-1-0	10-3-1				
	Murray State	6-1-0	7-4-1				
1987	Eastern Kentucky	5-1-0	9-3-0				
	Youngstown State	5-1-0	8-4-0				
1988	Eastern Kentucky	6-0-0	11-3-0				
1989	Middle Tennessee	6-0-0	9-4-0				
1990	Eastern Kentucky	5-1-0	10-2-0				
	Middle Tennessee	5-1-0	11-2-0				
1991	Eastern Kentucky	7-0-0	12-2-0				
1992	Middle Tennessee	8-0-0	10-3-0				
1993	Eastern Kentucky	8-0-0	8-4-0				
1994	Eastern Kentucky	8-0-0	8-4-0				
1995	Murray State	8-0-0	11-1-0				
1996	Murray State	8-0-0	11-2-0				
1997	Eastern Kentucky	7-0-0	8-4-0				
1998	Tennessee State	6-1-0	9-3-0				

CHAMPIONSHIPS BREAKDOWN

<u>School</u>	<u># of Titles</u>	<u>Last Title</u>
Eastern Kentucky	21	2011
Middle Tennessee State*	11	1992
Tennessee Tech	10	2011
Murray State	8	2002
Western Kentucky*	8	2000
Eastern Illinois	6	2012
Jacksonville State	3	2011
East Tennessee State*	2	1969
Evansville*	2	1949
Morehead State*	2	1966
Tennessee State	2	1999
Austin Peay	1	1977
Southeast Missouri	1	2010
UT Martin	1	2006
Youngstown State*	1	1987
Louisville*	0	-
Marshall*	0	-
Samford*	0	-

Current OVC Members in Bold

* No longer a OVC football-playing member institution

ALL-TIME ALL-CONFERENCE TEAMS

1948

E - Frank Wallheiser, WKU
E - Bob Sanders, MUR
T - John Hackney, MUR
T - Harold Mullins, MOR
G - Powell Puckett, MUR
G - Delmas Freeman, EKU
C - Paul Wright, EKU
B - Jim Pickens, WKU
B - Ross Lucia, UL
B - Joe Trabue, UL
B - Winnie Bill, MUR

1949

E - Frank Wallheiser, WKU
E - Jack Crouch, EU
T - Harold Mullins, MOR
T - John Hackney, MUR
G - Carl Plantholt, EKU
G - Robert Gerhardt, EU
C - Alvin Cope, MUR
B - Gene Logel, UL
B - Ray Pelfrey, EKU
B - Ed Zoretic, EKU
B - Jerry Wing, MOR

1950

E - Stewart Kirtley, MOR
E - Flavious Smith, TTU
T - Gilbert Mains, MUR
T - Hoyte Threet, WKU
G - Roy Hina, WKU
G - George Maier, MAR
C - Clyde McLaughlin, MOR
B - Chuck Porter, MOR
B - Phil Foster, MUR
B - Joe Unfried, EU
B - Jerry Wing, MOR

1951

E - Flavious Smith, TTU
E - James Swieczek, MAR
T - Gilbert Mains, MUR
T - Ed Wessel, EU
G - Marv Rammelsburg, MOR
G - Marvin Satterly, WKU
C - Lawrence Gilbert, WKU
B - Chuck Hertzger, EKU
B - Jimmy Feix, WKU
B - Bernie Behrendt, MUR
B - Charles Fisher, EU

1952

OFFENSE

E - Eddie Scott, TTU
E - R. E. Simpson, WKU
T - Chuck Schmitt, EKU
T - Tom Fann, TTU
G - Marvin Satterly, WKU
G - Ben Chamness, MUR
C - Bernie Fielor, MOR
B - Jimmy Feix, WKU
B - Bernie Behrendt, MUR
B - Gene McFadden, WKU
B - Bobby Young, MTSU

DEFENSE

E - Alex Kilakowski, EKU
E - Mac Catlett, MUR
T - Howard Alsup, MTSU
T - John Roberts, MUR
G - Marvin Satterly, WKU
G - John Satterly, MOR
LB - Bernie Behrendt, MUR
LB - Bernie Fielor, MOR
HB - Garnett Rather, MTSU
HB - Max Stevens, WKU
S - John Bohna, MUR

1953

E - Bill Ploumis, WKU
E - Marshall Taylor, TTU
T - Howard Alsup, MTSU
T - James Parsons, TTU
G - Marvin Satterly, WKU
G - Carl Oakley, EKU
C - Arnie Oaken, WKU
B - Bobby Young, MTSU
B - Roy Kidd, EKU
B - Gene McFaddn, WKU
B - John Bohna, MUR
B - Max Stevens, WKU

1954

E - Fred Winscher, EKU
E - Walt Apperson, WKU
T - Frank Nassida, EKU

T - James Passons, TTU
G - Jerry Johns, EKU
G - Joe Collier, EKU
C - Tom Patterson, WKU
B - James Hanlon, EKU
B - Don Daly, EKU
B - Garner Ezell, MTSU
B - Bob Muller, EKU

1955

E - Tom Schulte, EKU
E - Don Heine, MUR
T - Bill Hix, MTSU
T - Bill Stogner, TTU
G - Al Giordano, MUR
G - Vernon Wilson, WKU
C - Bill Strawn, WKU
B - Terry Sweeney, MTSU
B - Carl Walker, MUR
B - Travis Akin, MTSU
B - Ted Schwanger, TTU

1956

E - Jerry Hurst, MTSU
E - Don Heine, MUR
T - Gerald DeLucca, MTSU
T - Don Simonic, TTU
G - Al Giordano, MTSU
G - Harold Greer, MTSU
C - Don Plonk, MTSU
B - Jerre Stripling, MUR
B - Doug Caldwell, TTU
B - Dave Bottos, MUR
B - Terry Sweeney, MTSU

1957

E - Jerry Hurst, MTSU
E - G.E. McCormack, MTSU
T - Darrell Ferguson, TTU
T - Ralph Massey, MTSU
G - Lester Rizer, MTSU
G - Jim Hardin, WKU
C - Tom Scott, MOR
B - Bobby Hallum, MTSU
B - John Sebest, EKU
B - Marvin Roiman, MTSU
B - Ken Wright, TTU

1958

E - Rudy Schmittou, TTU
E - Bert Dixon, MOR
T - Don Franklin, MTSU
T - Larry Nutter, WKU
G - Willie Hickerson, MUR
G - Jim Hardin, WKU
C - Mickey Banyas, ETSU
B - Bobby Hallum, MTSU
B - Bucky Pitts, MTSU
B - Dave Bishop, EKU
B - Jack Morris, MUR

1959

E - Tommy Hackler, TTU
E - Brady Luckett, MTSU
T - Ralph Adams, MTSU
T - Steve Herszeg, EKU
G - Eddie Miller, EKU
G - Darman Place, ETSU
C - Joe Graybeal, EKU
B - Gordon Mason, TTU
B - W.J. Shumaker, TTU
B - Ray Purvis, MTSU
B - Bucky Pitts, MTSU
B - Gene Windham, MTSU

1960

E - Tommy Hackler, TTU
E - Bill Hughes, ETSU
T - Ray Thomas, TTU
T - Bob Burton, MUR
G - Herb Wassom, WKU
G - Joe Windham, MTSU
C - Tom Scott, MOR
QB - Gordon Mason, TTU
HB - Ronnie Quillen, ETSU
HB - Ralph Broyles, TTU
FB - Larry Puryear, MTSU

1961

E - George Dykes, MTSU
E - Jim Hughes, WKU
E - Rudy Schmittou, TTU
T - Dave Baxter, TTU
T - Ernie DeCourley, MOR
G - Ralph McMillan, TTU
G - Don MacDonald, EKU

C - Lowell Smith, TTU
QB - Terry Bailey, MTSU
HB - Jimmy Chittum, EKU
HB - Howard Murphy, MOR
FB - Ken Fults, TTU

1962

E - Gary Foltz, MUR
E - George Dykes, MTSU
T - Pat Carter, ETSU
T - Ernie DeCourley, MOR
G - Harry Harman, ETSU
G - Ken Goodhew, EKU
C - Jerry Kirk, ETSU
QB - Jimmy Baker, ETSU
HB - Jimmy Chittum, EKU
HB - Jim Shaeffer, TTU
FB - Tommy Glover, MUR

1963

E - John Mutchler, WKU
E - George Dykes, MTSU
T - Wayne King, ETSU
T - Harold Chambers, WKU
G - Joe Bugel, WKU
G - John Wheeler, MUR
C - Bryan Draper, TTU
QB - Jimmy Baker, ETSU
HB - Jim Burt, WKU
HB - Dale Lindsey, WKU
FB - Ron Reeves, TTU

1964

OFFENSE

E - Jack Smith, MOR
E - Pete Hunt, ETSU
T - Jack Armstrong, MTSU
T - Ed Bunio, APSU
G - Ed Crum, WKU
G - Bob Borkowski, TTU
C - Dave Satterfield, APSU
QB - Charlie Forrest, MUR
HB - Jim Burt, WKU
HB - David Holtsclaw, ETSU
FB - Tommy Glover, MUR

DEFENSE

E - Richard Pare, MOR
E - Stan Napper, WKU
T - James Osborne, MOR
T - James Anderson, ETSU
MG - Keith Atchley, MTSU
LB - Dale Lindsey, WKU
LB - John Wheeler, MUR
B - Tim Chilcutt, APSU
B - Jimbo Pearson, MTSU
B - Pat Counts, WKU
B - Carlton Flatt, APSU

1965

OFFENSE

E - John Watson, MUR
E - Ronnie Parson, APSU
T - Charlie Mitchell, MUR
T - Tom Fiveash, MTSU
G - Roscoe Perkins, EKU
G - Tommy Dobbs, APSU
C - Bryan Draper, TTU
QB - Teddy Morris, MTSU
HB - Jerry Smith, MTSU
HB - Dickie Moore, WKU
FB - John Ogles, APSU

DEFENSE

E - George Claxton, MTSU
E - Chuck Siemon, EKU
T - Tommy Dillard, APSU
T - Roy Evans, EKU
MG - Keith Atchley, MTSU
LB - Bobby Byrd, APSU
LB - Larry Dotson, MTSU
B - Buddy Pfaadt, EKU
B - Andy Toombs, APSU
B - Tim Chilcutt, APSU
B - Jim Whaley, TTU

1966

OFFENSE

E - Aaron Marsh, EKU
E - Ronnie Parson, APSU
T - Paul Connor, MOR
T - Calvin Walter, APSU
G - Tommy Dobbs, APSU
G - Steve Dillard, TTU
C - Bill Holloway, TTU
QB - Jim Guice, EKU
HB - Tommy Gray, MOR
B - Bob Holden, MTSU

FB - John Ogles, APSU

DEFENSE

E - George Claxton, MTSU
E - Wes Simpson, WKU
T - Bill Hull, TTU
T - Frank Victory, MTSU
MG - LeRoy Gray, ETSU
LB - Larry Dotson, MTSU
LB - Gary Virden, MOR
B - Buddy Pfaat, EKU
B - Andy Toombs, APSU
B - Mike Smith, EKU
B - Steve Edging, MTSU

1967

OFFENSE

E - Aaron Marsh, EKU
E - Harold Roberts, APSU
T - Bill Brewer, EKU
T - Larry Watkins, WKU
G - Roy Bondurant, WKU
G - Fred Troike, EKU
C - Allen Hogan, WKU
QB - Billy Walker, MTSU
B - Dickie Moore, WKU
B - Larry Schreiber, TT
B - Harvey Tanner, MU

DEFENSE

E - Charles Siemon, EKU
E - George Claxton, MTSU
T - Walter Heath, WKU
T - Dave Haverdick, MOR
MG - Ted Taylor, EKU
LB - Ron Reed, EKU
LB - Doug Linebarger, ETSU
B - Harry Lenz, EKU
B - Ron Overbay, ETSU
B - Mike Matheny, MTSU
B - Jim Garrett, WKU

1968

OFFENSE

E - Harold Roberts, APSU
E - Marvin Hicks, MOR
T - Bill Brewer, EKU
T - George Rice, MUR
G - Fred Troike, EKU
G - Tony Sims, MUR
C - John Walton, ETSU
QB - Larry Tillman, MUR
TB - Larry Schreiber, TTU
WB - Billy Hess, MUR
FB - Louis Rogan, MOR
PK - Jerry Pullins, EKU

DEFENSE

E - Lawrence Brame, WKU
E - Bill McPherson, TTU
T - Walter Heath, WKU
T - Dave Haverdick, MOR
MG - Ted Taylor, WKU
LB - Doug Linebarger, ETSU
LB - Jim Moberly, EKU
B - Ron Overbay, ETSU
B - Howell Flatt, APSU
B - Don Veatch, MUR
B - Leon Wesley, MOR
P - Ron Taylor, MTSU

1969

OFFENSE

SE - Harold Roberts, APSU
TE - Jack Wolf, MUR
T - Andy Thompson, MTSU
T - Darryl Sadowski, MOR
G - Bill Swaggerty, TTU
G - Don Williams, MUR
C - John Walton, ETSU
QB - Johnny Vance, WKU
RB - Larry Schreiber, TTU
RB - Jim Brooks, EKU
FB - John High, MOR
PK - Ronnie Harrold, ETSU

DEFENSE

E - Lawrence Brame, WKU
E - Ron Mendheim, ETSU
T - Dave Haverdick, MOR
T - Frank Patterson, ETSU
MG - Teddy Taylor, EKU
LB - Doug Linebarger, ETSU
LB - David Duval, MTSU
B - Bill Casey, ETSU
B - Bill Green, WKU
B - Joe Mulvihill, TTU
B - Al Guy, ETSU
P - Bill Marston, MOR

1970

OFFENSE

SE - Harold Roberts, APSU
TE - David Wade, ETSU
T - Charles Holt, MTSU
T - Ed Mignery, MOR
G - Harry Irwin, EKU
G - Dennis Durso, WKU
C - Greg Chestnut, ETSU
QB - Larry Graham, ETSU
TB - Jimmy Brooks, EKU
WB - Jay Davis, WKU
FB - Buch Evans, EKU
PK - Steve Wilson, WKU

DEFENSE

E - Lawrence Brame, WKU
E - Willie Bush, ETSU
T - Dave Ford, MUR
T - Wallace Chambers, EKU
LB - Jim Barber, WKU
LB - Harry Lyles, MOR
LB - James Croudep, EKU
DB - Bill Green, WKU
DB - Bill Casey, ETSU
DB - Larry Baldrige, MOR
DB - Ed Miller, MTSU
P - Chuck Cantrell, MUR

1971

OFFENSE

WR - John High, MOR
TE - James Wilson, EKU
T - Terry Kokinda, WKU
T - Mike Defino, TTU
G - John Chuy, TTU
G - Jim Inglis, MTSU
C - Bill Sykes, WKU
QB - Leo Peckenpough, WKU
RB - Rick Fisher, MUR
RB - Jeff Axel, TTU
RB - Jimmy Brooks, EKU
PK - Stan Watts, MUR

DEFENSE

E - John Matlock, TTU
E - Jim Hughes, APSU
T - Bonnie Sloan, APSU
T - Terry Thompson, WKU
LB - Jim Youngblood, TTU
LB - Frank Head, MUR
LB - Jimmy Barber, WKU
B - Ray Oldham, MTSU
B - James Porter, EKU
B - Robert Morehead, WKU
B - Mike Rucker, MOR
P - Mike Shawen, MTSU

1972

OFFENSE

WR - Larry Kirksey, EKU
TE - Gary Shirk, MOR
T - Allen Byrd, TTU
T - Bob Orsillo, MTSU
G - Charlie Holt, MTSU
G - Howard Cochran, TTU
C - Jim Dorsey, TTU
QB - Dave Schaetzke, MOR
RB - George Greenfield, MUR
RB - Clarence Jackson, WKU
RB - Jeff Axel, TTU
PK - Butch Gentry, TTU

DEFENSE

E - Brad Watson, WKU
E - Elois Grooms, TTU
T - Bonnie Sloan, APSU
T - Wally Chambers, EKU
LB - Jim Youngblood, TTU
LB - Mike Hennigan, TTU
LB - James Croudep, EKU
B - John Fitzpatrick, TTU
B - Ray Oldham, MTSU
B - Mike McCoy, WKU
B - Andrew Francis, WKU
P - Chuck Cantrell, MUR

1973

OFFENSE

WR - Porter Williams, WKU
TE - Bill Farrell, MUR
T - Mike Defino, TTU
T - Charles Carpenter, MUR
G - David Noliner, WKU
G - Rodney Pickering, MUR
C - Nick Nighswander, MOR
QB - Alan Chadwick, ETSU
RB - Don Clayton, MUR
RB - Clarence Jackson, WKU



RB - Alfred Thompson, EKU
 PK - Don Russell, MOR
DEFENSE
 E - Jeff Williamson, ETSU
 E - Charles Echert, MUR
 T - Lonnie Schuster, WKU
 T - John Bushong, WKU
 LB - Aundra Skiles, WKU
 LB - Bruce Farris, MUR
 LB - Rich Thomas, EKU
 B - Mike McCoy, WKU
 B - Nate Porter, MTSU
 B - Bob Morehead, WKU
 B - Mark Hickman, MUR
 P - Charlie Johnson, WKU

1974

OFFENSE

WR - John Revere, EKU
 TE - Keith Mescher, MOR
 T - Robyn Hatley, EKU
 T - Charles Carpenter, MUR
 G - John Humphrey, WKU
 G - Joe Alvino, EKU
 C - David Carter, WKU
 QB - Thomas Pandolfi, MUR
 B - Everett Talbert, EKU
 B - Don Clayton, MUR
 B - Frank Jones, MOR
 PK - Earl Cody, EKU

DEFENSE

E - Keith Tandy, WKU
 E - Elois Grooms, TTU
 T - John Bushong, WKU
 T - Junior Hardin, EKU
 LB - Rick Green, WKU
 LB - Stan Roberts, EKU
 LB - Dana Winningham, TTU
 B - Virgil Livers, WKU
 B - Vic Williams, MOR
 B - Peppy McCary, ETSU
 B - Robert Tripp, APSU
 P - Mike Shawen, MTSU

1975

OFFENSE

G - Joe Alvino, EKU
 G - Chip Carpenter, WKU
 T - Robyn Hatley, WKU
 T - Ed Burns, TTU
 RB - Mike Moore, MTSU
 RB - Scott McCallister, EKU
 WR - Elmo Boyd, EKU
 WR - Willie DeLoach, MUR
 TE - Keith Mescher, MOR
 QB - Gary Perdue, TTU
 PK - Murray Cunningham, TTU

DEFENSE

LB - Rick Green, WKU
 LB - Pee Wee Brown, ETSU
 LB - Howard Stidham, TTU
 L - Tony Plavich, TTU
 L - Keith Tandy, WKU
 L - Junior Hardin, EKU
 L - John Csir, MTSU
 B - John Leathers, WKU
 B - Vic Williams, MOR
 B - Ed McFarland, MUR
 P - Walt Herod, WKU

1976

OFFENSE

WR - Elmo Boyd, EKU
 WR - Craig Rolle, TTU
 TE - Keith Mescher, MOR
 T - Ed Burns, TTU
 T - Les Jones, APSU
 G - Joe Alvino, EKU
 G - Chip Carpenter, WKU
 C - Roosevelt Kelly, EKU
 QB - Ernie House, EKU
 B - Everett Talbert, EKU
 B - Mike Moore, MTSU
 B - Jimmy Woods, WKU
 B - Tony Harris, MOR
 PK - Hank Lagorce, MUR

DEFENSE

DL - Charles Norman, ETSU
 DL - Joe Jachimowicz, TTU
 DL - James Green, APSU
 LB - Biff Madon, WKU
 LB - Bob Bible, APSU
 LB - Terry McCabe, APSU
 LB - Jerry Spaeth, MOR
 DE - Keith Tandy, WKU
 DE - Chuck Wempe, MUR
 DB - Eddie McFarland, MUR
 DB - Anthony Miller, EKU
 DB - Johnny Tucker, TTU

DB - Bruce Walker, MUR
 P - Don Rardin, MOR

1977

OFFENSE

B - Stan Mitchell, EKU
 B - Mike Moore, MTSU
 B - Waddell Whitehead, APSU
 B - Cecil Fore, TTU
 QB - Phil Simms, MOR
 TE - Joe Ware, TTU
 OT - Lance House, TTU
 OT - Randy Haeberlin, EKU
 OG - Chip Carpenter, WKU
 OG - Dean Stucky, EKU
 OG - Dan Hutchinson, MUR
 C - Darrell Williams, MTSU
 C - Jim Jez, MUR

WR - Dennis Law, ETSU
 WR - Jim Nelson, EKU
 WR - Craig Rolle, TTU
 PK - Wayne Anderson, TTU

DEFENSE

DL - James Green, APSU
 DL - Reggie Bell, MTSU
 DL - Tony Towns, WKU
 LB - Biff Madon, WKU
 LB - Mo Bell, MTSU
 LB - Bob Bible, APSU
 DE - Ron Sebree, APSU
 DE - Dean Ratledge, TTU
 DB - Eddie McFarland, MUR
 DB - Greg Bauer, TTU
 DB - Anthony Miller, EKU
 DB - Mike Betts, APSU
 P - Randy Saunders, MTSU

1978

OFFENSE

B - Danny Johnson, MUR
 B - Dale Patton, EKU
 B - Cecil Fore, TTU
 QB - John Hall, WKU
 TE - David Thomas, MUR
 OT - Ken Dew, TTU
 OT - Joe Huenefeld, MOR
 OG - Dean Stucky, EKU
 OG - Dan Hutchinson, MUR
 C - David Neal, EKU
 WR - Craig Rolle, TTU
 WR - Eddie Preston, WKU
 K - Wayne Anderson, TTU

DEFENSE

DL - Tony Towns, WKU
 DL - Bruce Martin, MUR
 DL - Joe Richard, EKU
 DE - Ron Sebree, APSU
 DE - Chris Roberts, EKU
 LB - Stan Wright, MTSU
 LB - Reginald Hayden, WKU
 LB - Rodney Jefferson, MOR
 DB - Mike Betts, APSU
 DB - Danny Martin, EKU
 DB - Carl Brazley, WKU
 DB - Lynn Halistock, APSU
 DB - Joe Grimsley, APSU
 P - Steve Davis, TTU

1979

FIRST TEAM OFFENSE

B - Bernard McIntosh, MOR
 B - Dale Patton, MOR
 B - Danny Johnson, MUR
 QB - John Hall, WKU
 TE - Ricky Gwinn, WKU
 OT - Ken Dew, TTU
 OT - Charlie Young, MOR
 OG - Jeff Alsup, WKU
 OG - Kevin Greve, EKU
 OG - Fred Rockymore, TTU
 C - David Neal, EKU
 WR - Eddie Preston, WKU
 K - David Flores, EKU

FIRST TEAM DEFENSE

DL - Richard Wozniak, APSU
 DL - Joe Richard, EKU
 DL - Tim Ford, WKU
 DL - Rick Lanpher, MUR
 DE - Carl Estelle, WKU
 DE - Glen Jones, MUR
 LB - Rodney Jefferson, MOR
 LB - Bob McIntyre, EKU
 DB - Terry Love, MUR
 DB - Lynn Halistock, APSU
 DB - Danny Martin, EKU
 DB - Greg Evans, MUR
 P - Steve Davis, TTU

SECOND TEAM OFFENSE

RB - Alvin Miller, EKU

RB - Sam Smith, TTU
 QB - Bill Hughes, EKU
 QB - Ricky Ray, MUR
 TE - Bruce Bryant, MUR
 OL - Vernon Broadnax, MUR
 OL - Stan Burns, APSU
 WR - Jerry Parrish, EKU
 TE - Kris Robbins, MUR
 OL - Norman Fell, MUR
 K - Gerald Robinson, MTSU
SECOND TEAM DEFENSE
 DL - Tim Brewer, MUR
 DE - Mike Watson, MUR
 DE - Timi Frommeyer, EKU
 DE - Ronnie Dyer, TTU
 DE - Lamar Williams, MUR
 LB - Tommy Warren, MOR
 LB - Chuck DeLacey, WKU
 DB - Greg Bright, MOR
 DB - George Floyd, EKU
 DB - Joe Grimsley, APSU
 DB - Greg Hamilton, TTU
 P - Ray Farmer, WKU

1980

FIRST TEAM OFFENSE

B - Troy Snardon, WKU
 B - Dorron Hunter, MOR
 QB - Sonny Defilippis, APSU
 TE - Ricky Gwinn, WKU
 OT - Phil Rich, WKU
 OT - Darryl Lawson, EKU
 OG - Pete Walters, WKU
 OG - Kevin Greve, EKU
 C - Joe Schipske, EKU
 WR - Steve Puthoff, APSU
 WR - Jerry Flippin, WKU
 K - Wayne Anderson, TTU

FIRST TEAM DEFENSE

DL - Donnie Evans, WKU
 DL - Rick Lanpher, MUR
 DL - James Shelton, EKU
 DE - Brett Williams, APSU
 DE - Glenn Jones, MUR
 LB - Donald White, MUR
 LB - Brad Reese, ACR
 DB - George Floyd, EKU
 DB - Barry Bumm, WKU
 DB - Terry Love, MUR
 DB - Lamont Meacham, WKU
 P - Ray Farmer, WKU

SECOND TEAM OFFENSE

RB - Dennis Brumfield, ACR
 RB - Nate Jones, WKU
 RB - Dale Patton, EKU
 QB - Chris Isaac, EKU
 TE - Tim Devine, MOR
 OT - Charles Tucker, APSU
 OT - Ronnie Dyer, TTU
 OG - Davey Locke, TTU
 C - Greg Gallas, WKU
 WR - David Booze, EKU
 WR - Jack Kelly, TTU
 K - David Flores, EKU

SECOND TEAM DEFENSE

DL - Tim Ford, WKU
 DL - Jeff Gardner, MUR
 DL - Don Edwards, TTU
 DE - Lamar Williams, MUR
 DE - Mark Daniel, APSU
 LB - Danny Gooch, MOR
 LB - Alex Dominguez, EKU
 DB - Greg Evans, MUR
 DB - James Griffin, MTSU
 DB - Rodney Byrd, EKU
 DB - Tony Chatman, TTU
 P - Andy Graham, ACR

1981

OFFENSE

B - Terence Thompson, EKU
 B - Paris Wicks, YSU
 QB - Gino Gibbs, MUR
 TE - Brad Millice, TTU
 OT - David Dhirkop, EKU
 OT - Phil Poirier, MUR
 OG - Kevin Greve, EKU
 OG - Chris Taylor, EKU
 C - Brad Johnson, MUR
 WR - John Newby, WKU
 WR - Jerry Parrish, EKU
 K - Kelly Potter, MTSU

DEFENSE

DL - Donnie Evans, WKU
 DL - Randy Taylor, EKU
 DL - Emmanuel Toles, MTSU
 DE - Dennis Mix, MTSU
 DE - Tom Cullen, YSU
 LB - Alex Dominguez, EKU

LB - Paul Gray, WKU
 LB - Brad Reese, ACR
 DB - George Floyd, EKU
 DB - Barry Bumm, WKU
 DB - Greg Evans, MUR
 DB - James Griffin, MTSU
 P - John Christopher, MOR

1982

OFFENSE

B - Paris Wicks, YSU
 B - James Black, ACR
 QB - Tuck Woolum, EKU
 TE - Tron Armstrong, EKU
 OT - Rick McDonald, YSU
 OT - Charles Tucker, APSU
 OG - Chris Taylor, EKU
 OG - Phil Poirier, MUR
 C - Brian Clark, ACR
 WR - Steve Bird, EKU
 WR - Mark Ledford, MOR
 WR - Stan Trice, MUR
 K - Dennis Heckman, ACR

DEFENSE

DL - Emmanuel Toles, MTSU
 DL - Randy Taylor, EKU
 DL - Joe Myers, ACR
 DE - Dennis Mix, MTSU
 DE - Tony Philpott, ACR
 LB - Alex Dominguez, EKU
 LB - Ed Grimsley, ACR
 DB - James Griffin, MTSU
 DB - Billy Blaylock, TTU
 DB - Ronald Hopkins, MUR
 DB - Dave Peters, YSU
 P - John Christopher, MOR
 K - Dennis Heckman, ACR

1983

OFFENSE

B - James Black, ACR
 B - Vince Hall, MTSU
 QB - Mickey Conwin, MTSU
 TE - John Goode, YSU
 OT - Rick Brunot, YSU
 OT - Mike Bobek, EKU
 OG - Roger Carroll, MTSU
 OG - Jimmy Hopkins, MUR
 C - Chris Sullivan, EKU
 WR - Tron Armstrong, EKU
 WR - Mark Ledford, MOR
 K - Kelly Potter, MTSU

DEFENSE

DL - Dave Arango, ACR
 DL - Dan Coleman, MUR
 DL - Mike McSane, EKU
 DE - Russell Holmes, ACR
 DE - Jim Piercefield, MUR
 LB - Jeff Lake, ACR
 LB - David Hill, EKU
 DB - Don Griffin, MTSU
 DB - Robert Johnson, ACR
 DB - Anthony Jones, EKU
 DB - Mike Newton, APSU
 P - Scott Meadows, TTU

1984

OFFENSE

TB - Vince Hall, MTSU
 TB - Mike Clark, ACR
 FB - Mike Hardie, YSU
 QB - Mike Hanlin, MOR
 TE - Frank Pokorny, YSU
 OT - Joe Spadafino, EKU
 OT - Colby Schreckengost, MUR
 OG - Phil Cowan, MTSU
 OG - Billy Poe, MOR
 C - Chris Sullivan, EKU
 WR - Todd Short, MOR
 WR - Willie Davis, ACR
 K - Kelly Potter, MTSU

DEFENSE

DL - Dan Coleman, MUR
 DL - Jim Barlow, APSU
 DL - Wayne Grant, ACR
 DE - Chris Stec, YSU
 DE - Charles Keller, EKU
 LB - Fred Harvey, EKU
 LB - Pat Toler, YSU
 DB - Don Griffin, MTSU
 DB - Anthony Jones, EKU
 DB - Ralph Robinson, MUR
 DB - Ron Shegog, APSU
 P - Nick Xides, YSU

1985

OFFENSE

TB - Mike Clark, ACR
 TB - Gerald Anderson, MTSU

TB - James Crawford, EKU
 FB - Tony Burse, MTSU
 QB - Marvin Collier, MTSU
 TE - Mike Clark, MTSU
 OT - Keith Bosley, EKU
 OT - David Kercell, MTSU
 OG - Joe Spadafino, EKU
 OG - Cecil Andrews, MTSU
 C - Mike Teifke, ACR
 WR - Rick Shepas, YSU
 WR - Lee McCormick, MUR
 K - Russ Klaus, ACR

DEFENSE

DL - Wayne Grant, ACR
 DL - Aaron Jones, EKU
 DL - Martin Chapman, APSU
 DE - Scott Fox, APSU
 DE - Bill Hadden, ACR
 LB - Ed Grimsley, ACR
 LB - Roosevelt Colvard, MTSU
 DB - Don Griffin, MTSU
 DB - Ron Shegog, APSU
 DB - James Yarbrough, MUR
 DB - Willie Thompson, TTU
 P - Nick Xides, YSU

1986

OFFENSE

TB - Mike Clark, ACR
 TB - Dwight Stone, MTSU
 FB - Tony Burse, MTSU
 QB - Adrian Breen, MOR
 TE - Chris Kelley, ACR
 OT - John Jackson, EKU
 OT - Ron Pasquale, ACR
 OG - Billy Poe, MOR
 OG - Cecil Andrews, MTSU
 C - Byron Ingram, EKU
 WR - Rick Shepas, YSU
 WR - Stanley Howard, MUR
 K - Dale Dawson, EKU

DEFENSE

DL - Eugene Banks, EKU
 DL - Willie Bester, MUR
 DL - Harold Torrens, EKU
 DE - John Klingel, EKU
 DE - Tony Woodlee, MUR
 LB - Fred Harvey, EKU
 LB - Eddie Walls, APSU
 LB - Roosevelt Colvard, MTSU
 DB - Pat Smith, EKU
 DB - Danny Copeland, EKU
 DB - Dejuan Buford, MTSU
 DB - Brian Moran, ACR
 P - Greg Burke, MOR

1987

OFFENSE

RB - Elroy Harris, EKU
 RB - Lorenza Rivers, TTU
 RB - James Crawford, EKU
 QB - Trenton Lykes, YSU
 TE - Elliott Fedd, YSU
 OT - John Jackson, EKU
 OT - David Miller, EKU
 OG - Roy Berkemeier, APSU
 OG - Gary Greve, EKU
 C - Marshall Sills, MUR
 WR - Stanley Howard, MUR
 WR - Kenneth Gilstrap, TTU
 K - Paul Hickert, MUR

DEFENSE

DL - Aaron Jones, EKU
 DL - Eugene Banks, EKU
 DL - Harold Torrens, EKU
 DE - Kenny Tippins, MTSU
 DE - Jessie Small, EKU
 LB - Paul Solis, YSU
 LB - Thomas Squires, TTU
 DB - Danny Copeland, EKU
 DB - Jimmy Isom, TTU
 DB - Darrien Thomas, MTSU
 DB - Rod Henderson, YSU
 P - Greg Burke, MOR

1988

OFFENSE

OT - Eric Crigler, MUR
 OT - Joe Gagliano, MOR
 OG - Mike Kelly, EKU
 OG - Mark Burke, MUR
 C - Mike Delvisco, EKU
 TE - Oscar Angulo, EKU
 QB - Michael Proctor, MUR
 TB - Elroy Harris, EKU
 FB - Tim Lester, EKU
 WR - Mike Cadore, EKU
 WR - Glen Arterburn, MUR
 WR - Ty Howard, MOR



K - Greg Duncan, MUR
DEFENSE
 DL - Jack Pittman, MTSU
 DL - Anthony Pleasant, TSU
 DL - Jim Murphy, MUR
 DE - Kenny Tippins, MTSU
 DE - Jessie Small, ECU
 LB - Don Thomas, MTSU
 LB - Chris Coffey, ECU
 DB - Tommy Barnes, MTSU
 DB - Kelly Cutright, ECU
 DB - Ben Robinson, TSU
 DB - Elzie Anderson, APSU
 P - Chuck Daniel, MTSU
HONORABLE MENTION
 C - Marshall Sills, MUR
 QB - Lorenzo Fields, ECU
 TB - Joe Campbell, MTSU
 DL - Lance Golden, MUR
 LB - Roderick Reed, TSU
 DE - Tim Tomaszewski, ECU
 DB - Myron Guyton, ECU
 DB - Chuck Swafford, MTSU
 DB - Michael Thornton, TTU

1989

FIRST TEAM OFFENSE

OT - Al Jacevicius, ECU
 OT - Eric Crigler, MUR
 OG - Mark Mitchell, ECU
 OG - Keith Askin, MUR
 C - Jim Von Handorf, ECU
 TE - Melvin James, MTSU
 QB - Michael Proctor, MUR
 TB - Markus Thomas, ECU
 TB - Joe Campbell, MTSU
 FB - Wade Johnson, MTSU
 WR - Glen Arterburn, MUR
 WR - Randy Bohler, ECU
 K - Ryan Weeks, TTU
FIRST TEAM DEFENSE
 DL - Bernard Rhodes, ECU
 DL - Anthony Pleasant, TSU
 DL - Ernest Thompson, ECU
 DE - Greg Pollard, MTSU
 DE - Anthony Brewer, MUR
 LB - Anthony Coleman, MTSU
 LB - Simon Shanks, TSU
 DB - Jimmy McCarney, MTSU
 DB - Tony Stargell, TSU
 DB - Joe Stone, TSU
 DB - Felix Parham, TTU
 P - Chuck Daniel, MTSU
SECOND TEAM OFFENSE
 OT - Gerald Hall, TSU
 OT - Eric Coker, MOR
 OG - Michael Tharpe, TSU
 OG - Brooks Dalrymple, ECU
 C - Walter Underwood, MOR
 TE - Al Griffin, TSU
 QB - Lorenzo Fields, ECU
 TB - Jerome Williams, MOR
 FB - John Webb, TTU
 WR - Ty Howard, MOR
 WR - Kenny Donaldson, MTSU
 WR - Anthony Owens, TSU
 K - Joe Lisle, MTSU

SECOND TEAM DEFENSE

DL - Marlon Placide, TTU
 DL - Arbutus Price, TSU
 DL - Toby Gilbert, ECU
 DE - Brett Kolnick, ECU
 DE - David Gifford, MOR
 LB - Danny Amato, MUR
 LB - Gerald Dossett, TTU
 DB - Darrell Beavers, MOR
 DB - Robbie Andrews, ECU
 DB - Chris McNamee, ECU
 DB - Mike Turner, MOR
 P - Tracy Graham, TTU

1990

OFFENSE

OT - Steve McAdoo, MTSU
 OT - Carl Satterly, ECU
 OG - John Holmes, ECU
 OG - Tim Wimbley, ECU
 C - Jerry Jared, TTU
 TE - Anthony Owens, TSU
 QB - Phil Ironside, MTSU
 RB - Joe Campbell, MTSU
 FB - Wade Johnson, MTSU
 WR - Vince Parks, MTSU
 WR - Marcus Dowdell, TSU
 K - Matt Crews, MTSU

DEFENSE

DL - Ernest Thompson, ECU
 DL - Richard Shadwick, MOR
 DL - Greg McKee, ECU

DE - David Wilkins, ECU
 DE - Brett Kolnick, ECU
 DE - Greg Pollard, MTSU
 LB - Anthony Coleman, MTSU
 LB - Kelly Blount, ECU
 DB - Marty Carter, MTSU
 DB - Jimmy McCarney, MTSU
 DB - Darrell Beavers, MOR
 DB - Craig Brooks, ECU
HONORABLE MENTION
 OG - Keith Askin, MUR
 OT - Al Jacevicius, ECU
 C - Jim VonHandorf, ECU
 TE - Steve Dark, MTSU
 TE - Brandon Ford, MOR
 QB - Chris Swartz, MOR
 RB - Tim Lester, ECU
 WR - David Pingue, MOR
 K - J.J. Flournoy, TSU
 DL - Chris Burns, MTSU
 LB - Danny Amato, MUR
 DE - Mike Caldwell, MTSU
 DB - Felix Parham, TTU
 P - Chuck Daniel, MTSU

1991

FIRST TEAM OFFENSE

OT - Steve McAdoo, MTSU
 OT - Carl Satterly, ECU
 OG - Mike Roth, ECU
 OG - Tim Wimbley, ECU
 C - John Macon, TSU
 TE - Steve Dark, MTSU
 QB - James Wade, TSU
 RB - Joe Campbell, MTSU
 FB - Tim Lester, ECU
 WR - Darrell Philon, SEMO
 WR - Vince Parks, MTSU
 K - Garth Petrilli, MTSU
FIRST TEAM DEFENSE
 DL - Ernest Thompson, ECU
 DL - Chris Burns, MTSU
 DL - Greg McKee, ECU
 LB - Scott Boykin, MTSU
 LB - Elliot Pilton, TSU
 DE - David Wilkins, ECU
 DE - Randy Wardlow, ECU
 DB - Jamie Redmond, MTSU
 DB - Chris McNamee, ECU
 DB - James Chinn, SEMO
 DB - Tyrone Fisher, MOR
 P - Colin Godfrey, TSU
SECOND TEAM OFFENSE
 OT - Larry Tharpe, TSU
 OT - Greg Armstrong, MUR
 OG - Chris Smith, MTSU
 OG - James Appel, MOR
 C - Brandon Norman, SEMO
 TE - Jesse Olverson, MOR
 QB - Kelly Holcomb, MTSU
 QB - Eric Cohoon, SEMO
 RB - Markus Thomas, ECU
 FB - Dave Cox, MUR
 WR - Patrick Robinson, TSU
 WR - Marcus Dowdell, TSU
 K - Daniel Gipson, TTU

SECOND TEAM DEFENSE

DL - Chad Bratzke, ECU
 DL - Jeff Crutchfield, APSU
 DL - Ricky Sanders, TTU
 DL - Randy Houston, MTSU
 DE - Mike Caldwell, MTSU
 DE - Shane Queen, TTU
 LB - Maurice Drain, TTU
 LB - Fred Johnson, MOR
 DB - Sheldrick Hawkins, TSU
 DB - Carlos Tuck, MOR
 DB - Pete Hoston, MUR
 DB - Jerod Thomas, MOR
 P - Bryan Barrett, ECU

1992

FIRST TEAM OFFENSE

OT - Steve McAdoo, MTSU
 OT - Brian Pressler, ECU
 OG - Mike Thomas, ECU
 OG - Mike Hodge, SEMO
 C - Brandon Norman, SEMO
 TE - Steve Dark, MTSU
 QB - Kelly Holcomb, MTSU
 RB - Markus Thomas, ECU
 FB - Walt Crowder, MTSU
 WR - Patrick Robinson, TSU
 WR - Glenn Krupa, SEMO
 K - Garth Petrilli, MTSU

FIRST TEAM DEFENSE

DL - Chad Bratzke, ECU
 DL - Randy Houston, MTSU
 DL - Richard Shadwick, MOR

LB - Mike Caldwell, MTSU
 LB - Maurice Draine, TTU
 DE - Fred Johnson, MOR
 DE - Richard Darden, APSU
 DB - Jamie Richmond, MTSU
 DB - Brad Ladd, ECU
 DB - Mike Stewart, TTU
 DB - Eric McBroom, MTSU
 P - Colin Godfrey, TSU
SECOND TEAM OFFENSE
 OT - Robert Moorman, TSU
 OT - Shawn Corbett, SEMO
 OT - Derrick Shepherd, TTU
 OG - Marcus Kimbrell, MUR
 OG - Gerod Duff, TSU
 C - Larry Maggard, MOR
 TE - Charles Hunter, TSU
 QB - James Wade, TSU
 RB - Walter Dunson, MTSU
 FB - Carlo Stallings, ECU
 WR - Vince Parks, MTSU
 WR - Aaron Layton, SEMO
 WR - Scott Stidham, UTM
 K - Todd Duffy, ECU
SECOND TEAM DEFENSE
 DL - Montrell Toney, MTSU
 DL - Joe Keating, UTM
 DL - Doug Berg, SEMO
 DE - Shane Queen, TTU
 DE - Melvin Aldridge, MUR
 LB - Jabbar Troutman, MTSU
 LB - Jaime Phillips, MOR
 DB - James Chinn, SEMO
 DB - Brent Alexander, TSU
 DB - Randy Fuller, TSU
 DB - Tyrone Fisher, MOR
 P - Tim McNamee, ECU

1993

FIRST TEAM OFFENSE

OT - Patrick Hicks, MTSU
 OT - Jason Combs, ECU
 OG - James Hand, ECU
 OG - Chris Reid, TTU
 C - Joel Woods, ECU
 TE - Xavier Shepherd, MUR
 QB - Mike Jones, TTU
 RB - Leon Brown, ECU
 RB - Kippy Bayless, MTSU
 WR - Lawrence Segree, TSU
 WR - Charles Malone, UTM
 K - Garth Petrilli, MTSU
FIRST TEAM DEFENSE
 DL - Doug Berg, SEMO
 DL - Gerome Gardner, TSU
 DL - Craig Long, TTU
 DE - Chad Bratzke, ECU
 DE - Shane Queen, TTU
 LB - Maurice Draine, TTU
 LB - Carlos Timmons, ECU
 DB - Brent Alexander, TSU
 DB - Randy Fuller, TSU
 DB - Chris Guyton, ECU
 DB - Dewayne Harper, UTM
 P - Tim McNamee, ECU
SECOND TEAM OFFENSE
 OT - Royce McGowan, TSU
 OT - Dave Stukenberg, SEMO
 OT - J.B. Norment, UTM
 OG - Marcus Kimbrell, MUR
 OG - Todd Neace, MOR
 C - Tracy Russell, TTU
 TE - Jason Dunn, ECU
 QB - Kelly Holcomb, MTSU
 QB - Daryl Williams, TSU
 RB - Mike Penman, ECU
 RB - Kelvin Anderson, SEMO
 RB - Michael Penix, TTU
 WR - Dennis Mims, MTSU
 WR - Clarence Jones, TSU
 K - Marc Collins, ECU

SECOND TEAM DEFENSE

DL - Brian Pankey, TTU
 DL - Daryle Wagner, ECU
 DL - Brian Turpin, MOR
 DE - Anthony Hutch, MUR
 DE - Don Mathews, MOR
 LB - Anthony Hicks, MTSU
 LB - Brian Spano, UTM
 DB - Jermaine Scott, MUR
 DB - Barry Clark, MOR
 DB - Tab Vowell, UTM
 DB - Michael Swift, APSU
 P - Derek Norton, SEMO

1994

FIRST TEAM OFFENSE

OT - Patrick Hicks, MTSU
 OT - Jason Combs, ECU

OG - James Hand, ECU
 OG - Chris Reid, TTU
 C - Tracy Russell, TTU
 TE - Chris Whitefield, ECU
 QB - Kelly Holcomb, MTSU
 RB - Kippy Bayless, MTSU
 RB - Kelvin Anderson, SEMO
 WR - Lawrence Segree, TSU
 WR - Cory Simpson, MTSU
 K - Garth Petrilli, MTSU
FIRST TEAM DEFENSE
 DL - Doug Berg, SEMO
 DL - Roosevelt Givens, ECU
 DL - Brian Pankey, TTU
 DE - David Bell, TSU
 DE - Brian Harvey, APSU
 LB - Tony McCombs, ECU
 LB - Nathaniel Claybrooks, MTSU
 LB - Brian Spano, UTM
 DB - Cedric Davis, TSU
 DB - Eric McBroom, MTSU
 DB - Dewayne Harper, UTM
 DB - Joe Smith, ECU
 DB - Darrell Williams, TSU
 P - Marc Collins, ECU

SECOND TEAM OFFENSE

OT - Dave Stukenberg, SEMO
 OT - J.B. Norment, UTM
 OG - Royce McGowan, TSU
 OG - Steve Haywood, APSU
 C - Durand Frierson, SEMO
 C - Mike Gossett, MUR
 TE - Scott Trent, TTU
 QB - John Sacca, ECU
 RB - Darron Davis, TSU
 RB - Michael Penix, TTU
 WR - Bobby Washington, ECU
 WR - Clarence Jones, TSU
 K - Marc Collins, ECU
SECOND TEAM DEFENSE
 DL - Jim Lackey, TSU
 DL - Brad Godwin, UTM
 DL - Angel Rubio, SEMO
 DE - Derick Pinkney, MOR
 DE - Cordez Vaughn, SEMO
 LB - Bobby Haggerty, SEMO
 LB - Carlos Timmons, ECU
 DB - Cliff Freeman, MOR
 DB - Bob Head, ECU
 DB - Kevin Jackson, TTU
 DB - Greg Klund, SEMP
 P - Brandon Thomas, MTSU

1995

FIRST TEAM OFFENSE

OT - Jason Combs, ECU
 OT - Burt Talley, MTSU
 OG - James Hand, ECU
 OG - Mike Ruppe, MUR
 C - Brian Cox, MUR
 TE - Scott Trent, TTU
 QB - Mike Cherry, MUR
 RB - Derrick Cullors, MUR
 RB - William Murrell, ECU
 WR - Dee Mostiller, MTSU
 WR - Gerald Bentley, TTU
 K - Chris Dill, MUR
FIRST TEAM DEFENSE
 DL - Brad Godwin, UTM
 DL - Anthony McCord, MTSU
 DL - Anthony Hutch, MUR
 DL - Anthony Hicks, MTSU
 LB - Tony McCombs, ECU
 LB - Nathaniel Claybrooks, MTSU
 LB - Ronnie Merritt, MUR
 DB - William Hampton, MUR
 DB - Fred Thomas, UTM
 DB - Frank Russell, SEMP
 DB - Joe Ganns, ECU
 P - Marc Collins, ECU
SECOND TEAM OFFENSE
 OT - Royce McGowan, TSU
 OT - Mark Robinson, MUR
 OG - Chris Reid, TTU
 OG - Mike Nielsen, SEMO
 C - Durand Frierson, SEMO
 TE - Chris Whitefield, ECU
 QB - Tommy Luginbill, ECU
 RB - Michael Penix, TTU
 WR - Jerome Hurd, TSU
 RB - Brigham Lyons, MTSU
 WR - Kwabene Idelette, MUR
 WR - Gary Williams, APSU
 K - Marc Collins, ECU
 RET - Fred Thomas, UTM
SECOND TEAM DEFENSE
 DL - Emmanuel Duviella, MUR
 DL - David Hoelscher, ECU

DL - Jim Lackey, TSU
 DL - Steve Gulash, ECU
 LB - Reuel Shepherd, MUR
 LB - Ronnie Bell, ECU
 LB - Ryan Falter, TSU
 LB - Bobby Haggerty, SEMP
 DB - Renardo Hampton, MUR
 DB - Robert Taylor, TTU
 DB - Kirk Pointer, APSU
 DB - Victor Bonds, TSU
 DB - Kenny Thomas, MUR
 P - Erik Lombard, MUR

1996

FIRST TEAM OFFENSE

OT - Travis Hunerburg, EIU
 OT - Roger Orlandi, ECU
 OG - Brandon Brantley, ECU
 OG - Lemont Clark, EIU
 C - Chris Westenberger, EIU
 TE - Mitch Fryer, SEMO
 QB - Mike Cherry, MUR
 RB - Anthony Downs, MUR
 RB - William Murrell, ECU
 WR - Dee Mostiller, MTSU
 WR - Reginald Swinton, MUR
 K - Rob Hart, MUR
 RET - Dee Mostiller, MTSU
FIRST TEAM DEFENSE
 DL - Anthony Hutch, MUR
 DL - Anthony Hicks, MTSU
 DL - Byran DeGraffenreid, MTSU
 DL - Lamar Carter, TSU
 LB - Tony McCombs, ECU
 LB - Ronnie Merritt, MUR
 LB - Sammy Sanders, TTU
 LB - Britt Bowen, ECU
 DB - Robert Taylor, TTU
 DB - William Hampton, MUR
 DB - Scooter Asel, ECU
 DB - Clifford Green, TSU
 P - Jay Henderson, TTU
SECOND TEAM OFFENSE
 OT - Willy Van Gorder, MUR
 OT - Mike Lytle, TTU
 OG - Mark Robinson, MUR
 OG - Gary McVicar, TTU
 OG - Shawn Thompson, TSU
 C - Son Tran, ECU
 TE - Bob Rosensiel, EIU
 QB - Mike Simpson, EIU
 RB - Justin Lynch, EIU
 RB - David McCann, MUR
 WR - Juan Hall, TSU
 WR - Jesse Jones, MUR
 K - Keegan Ray, MTSU
 RET - William Murrell, ECU
 RET - Chris Watson, EIU
SECOND TEAM DEFENSE
 DL - Anthony McCord, MTSU
 DL - Angel Rubio, SEMO
 DL - John Moyer, EIU
 DL - Antonio Strobridge, UTM
 LB - Brian Burton, SEMP
 LB - Thomas Williams, APSU
 LB - Rodney Wilson, EIU
 DB - Greg Klund, SEMO
 DB - Hasheem Rasheed, EIU
 DB - Darrell Hinton, TSU
 DB - Bob Head, ECU
 P - Shawn Denzer, EIU

1997

FIRST TEAM OFFENSE

OT - Dan Brown, MUR
 OT - Tyrone Hopson, ECU
 OG - Pete Wilkes, EIU
 OG - Josh Hunter, ECU
 C - Chris Dunkle, EIU
 TE - Gary Davis, MTSU
 QB - Simon Fuentes, ECU
 RB - Anthony Downs, MUR
 RB - Derick Logan, ECU
 WR - Tyrone Butterfield, TSU
 WR - Rondel Menendez, ECU
 K - Rob Hart, MUR
 RET - Tyrone Butterfield, TSU
FIRST TEAM DEFENSE
 DL - Angel Rubio, SEMO
 DL - David Hoelscher, ECU
 DL - Branon Vaughn, TTU
 DL - Eddie Arnell, TTU
 LB - Thomas Williams, EIU
 LB - Ronnie Merritt, MUR
 LB - Sammy Sanders, TTU
 DB - Chris Watson, EIU
 DB - Chris Guyton, ECU
 DB - Fred Hambrick, SEMO



P - Justin Terrill, SEMO
SECOND TEAM OFFENSE
 OT - Wes Gallagher, TTU
 OT - Bennie Anderson, TSU
 OG - Mark Robinson, MUR
 OG - Shawn Thompson, TSU
 C - Brian Cox, MUR
 TE - Mitch Fryer, SEMO
 QB - Jonathan Quinn, MTSU
 QB - Mike Simpson, EIU
 RB - Justin Lynch, EIU
 RB - Darriel Ruffin, UTM
 WR - Walter Hill, TTU
 WR - Dante Bryant, SEMO
 K - John Wright, EKU
 RET - Bobby Washington, EKU
SECOND TEAM DEFENSE
 DL - Marcus Stepp, MUR
 DL - Justin Ernest, ECU
 DL - Troy Baglio, SEMO
 DL - Antonio Strobbridge, UTM
 LB - Britt Bowen, ECU
 LB - Rodney Wilson, EIU
 LB - Armand Williams, TSU
 DB - Josh Symonette, TTU
 DB - Corey Clark, ECU
 DB - Antwan Perry, EIU
 DB - Darrell Hinton, TSU
 P - Ashley Johnson, TSU

1998

FIRST TEAM OFFENSE
 OT - Bennie Anderson, TSU
 OT - Tyrone Hopson, ECU
 OG - Jessie Eaton, SEMO
 OG - Ryan Shuff, EIU
 C - Matt Norwood, MTSU
 TE - Seth Willingham, EIU
 QB - Leon Murray, TSU
 RB - Justin Lynch, EIU
 RB - Corey Williams, SEMO
 WR - Tyrone Butterfield, TSU
 WR - Rondel Menendez, ECU
 K - Greg Miller, MUR
 RET - Sulecio Sanford, MTSU
FIRST TEAM DEFENSE
 DL - Branon Vaughn, TTU
 DL - Marcus Stepp, MUR
 DL - Troy Baglio, SEMO
 DL - Josh Harris, TTU
 LB - Lamar Carter, TSU
 LB - Kevin Meacham, SEMO
 LB - Chris Vaughn, MUR
 DB - Jarrick Hillery, TSU
 DB - Joshua Symonette, TTU
 DB - Cedric Stegall, MTSU
 DB - Antwan Perry, EIU
 P - Andy Dorsey, TTU

SECOND TEAM OFFENSE

OT - Wes Gallagher, TTU
 OT - Jerrell Smith, EIU
 OT - Barry Hall, MTSU
 OG - Josh Hunter, ECU
 OG - Mark Williams, TTU
 C - Jason Williams, MUR
 TE - Mitch Fryer, SEMO
 QB - Justin Fuente, MUR
 RB - Justin Bivins, MUR
 RB - DeJuan Marshall, TSU
 WR - Sulecio Sanford, MTSU
 WR - Corey Sullivan, TSU
 K - David Collett, TTU
 RET - Avion Black, TSU

SECOND TEAM DEFENSE

DL - Kenneth Knotts, MUR
 DL - Reggie Scott, EIU
 DL - Eddie Arnell, TTU
 DL - Jerry Turner, TTU
 DL - Jason Muchow, ECU
 LB - Keith Pauldo, MTSU
 LB - Tony Esters, MUR
 LB - Chad Evitts, TTU
 DB - Darrell Hinton, TSU
 DB - Fred Hambrick, SEMO
 DB - Steffan Nicholson, EIU
 DB - Shawn Gallant, ECU
 P - Stephen Brown, ECU

1999

FIRST TEAM OFFENSE
 OT - Michael Thompson, TSU
 OT - Wes Gallagher, TTU
 OG - Josh Hunter, ECU
 OG - Bennie Anderson, TSU
 C - Patrick Goodman, WCU
 TE - John Borne, SEMO
 QB - Justin Fuente, MUR
 RB - Rod Smart, WCU
 RB - Jermaine Manning, MUR

WR - Terrence Tillman, MUR
 WR - Corey Sullivan, TSU
 K - David Collett, TTU
 RS - Avion Black, TSU
FIRST TEAM DEFENSE
 DL - Branon Vaughn, TTU
 DL - Lamar Carter, TSU
 DL - Ben Wittman, WCU
 DL - Terry Thomas, ECU
 LB - Chad Evitts, TTU
 LB - Melvin Wisham, WCU
 LB - Jeremy Atwell, SEMO
 DB - Bobby Sippio, WCU
 DB - Brian Hinton, SEMO
 DB - Joshua Symonette, TTU
 DB - John Williams, EIU
 P - Brian Bivens, MUR

SECOND TEAM OFFENSE

OT - Ron Brown, MUR
 OT - Lewis Diaz, ECU
 OG - Mark Williams, TTU
 OG - Paul Carrizal, MUR
 C - Ike Boone, TSU
 C - Jason Williams, MUR
 TE - Anthony Watson, ECU
 QB - Anthony Buich, EIU
 QB - Leon Murray, TSU
 RB - Corey Crume, ECU
 RB - Amariah Robb, TSU
 WR - Joe Perez, MUR
 WR - Avion Black, TSU
 K - Jason Martin, ECU
 RS - Bobby Sippio, WCU
SECOND TEAM DEFENSE
 DL - Jerry Turner, TTU
 DL - Joel Becker, SEMO
 DL - Jason Muchow, ECU
 DL - Steve Williams, MUR
 LB - Lavante Epton, UTM
 LB - Brent Sterling, TSU
 LB - Donovan LaViness, SEMO
 DB - Scooter Asel, ECU
 DB - Troy Grant, TTU
 DB - Ligarius Jennings, TSU
 DB - Mel Mitchell, WCU
 DB - Ed Sanders, TSU
 P - Bill Besenhofer, EIU

2000

FIRST TEAM OFFENSE
 OT - Andrew McGraw, TTU
 OT - Dan Fellows, EIU
 OG - Matt Gehrig, EIU
 OG - Chris Price, WCU
 C - Joey Bishop, TTU
 TE - Nathan Kreke, EIU
 QB - Tony Romo, EIU
 RB - Corey Crume, ECU
 RB - DeWayne Gallishaw, WCU
 WR - Alex Bannister, ECU
 WR - Michael Slater, MUR
 K - Peter Martinez, WCU
 RS - Carlos Wright, TSU

FIRST TEAM DEFENSE

DL - Mike Carlin, EIU
 DL - D.J. Bleisath, TTU
 DL - Nick Hill, ECU
 DL - Walter Reese, TSU
 LB - Chad Evitts, TTU
 LB - Melvin Wisham, WCU
 LB - Jai Williams, MUR
 DB - Bobby Sippio, WCU
 DB - Kourtney Young, EIU
 DB - Jeremiah Bell, ECU
 DB - Troy Grant, TTU
 DB - Beau Guest, MUR
 P - Jason Witczak, SEMO

SECOND TEAM OFFENSE

OT - Lawrence Smith, TSU
 OT - Lewis Diaz, ECU
 OG - Brett O' Buck, ECU
 C - Josh Foster, MUR
 TE - Josh McKeel, MUR
 QB - Stewart Childress, MUR
 RB - Garner Byars, MUR
 RB - Mario Riley, MUR
 WR - Frank Cutolo, EIU
 WR - Shaun Boykins, MUR
 K - David Collett, TTU
 RS - Curtis Cooper, SEMO
SECOND TEAM DEFENSE
 DL - Marcus Adams, ECU
 DL - Phillip Wasson, MUR
 DL - Curley Grayson, TSU
 DL - Nick Stamper, UTM
 LB - Sherrod Coates, WCU
 LB - Corey Mathis, SEMO
 LB - Nick Ricks, EIU
 DB - Joseph Jefferson, WCU

DB - Joe Williams, SEMO
 DB - Mel Mitchell, WCU
 DB - Ligarius Jennings, TSU
 P - Andy Dorsey, TTU

2001

FIRST TEAM OFFENSE
 OT - Mike Bujnak, EIU
 OT - Brent Fox, ECU
 OG - Kevin Hill, EIU
 OG - Lee Lawrence, UTM
 C - Joey Bishop, TTU
 TE - Steve Farmer, TSU
 QB - Tony Romo, EIU
 RB - C.J. Hudson, ECU
 RB - J.R. Taylor, EIU
 WR - C.J. Johnson, TSU
 WR - Willie Ponder, SEMO
 K - Shane Andrus, MUR
 RS - Curtis Cooper, SEMO

FIRST TEAM DEFENSE

DL - Marcus Adams, ECU
 DL - D.J. Bleisath, TTU
 DL - Chris Minter, ECU
 DL - Nick Stamper, UTM
 LB - Fred Miller, EIU
 LB - Walter Reese, TSU
 LB - Nick Ricks, EIU
 DB - Jeremiah Bell, ECU
 DB - Jameel Brown, TTU
 DB - Marquis Stephens, TSU
 DB - Kourtney Young, EIU
 P - Bill Besenhofer, EIU

SECOND TEAM OFFENSE

OT - Dan Connolly, SEMO
 OT - Clint Parker, MUR
 OG - Eugene Amano, SEMO
 OG - Lawrence Smith, TSU
 C - Scott Sholl, EIU
 TE - Scott Gilkey, EIU
 QB - Grant Swallows, TTU
 RB - Curtis Cooper, SEMO
 RB - Andre Raymond, EIU
 WR - Patrick Jenkins, TSU
 WR - Derek Lee, TTU
 K - David Collett, TTU
 RS - Andre Raymond, EIU

SECOND TEAM DEFENSE

DL - James Bridges, MUR
 DL - James Jennette, SEMO
 DL - Ed Johnson, MUR
 DL - Danny Roberson, TTU
 DL - Desmond Scantling, TSU
 LB - Jermaine Beale, TSU
 LB - Tim Bibbins, ECU
 LB - Corey Mathis, SEMO
 DB - Prince Anderson, SEMO
 DB - Jeremy Davis, MUR
 DB - Eric Joyce, TSU
 DB - Eric Sims, ECU
 DB - Vincent Thomas, UTM
 P - Kyle East, SEMO

2002

FIRST TEAM OFFENSE
 OT - Mike Bujnak, EIU
 OT - Clint Parker, MUR
 OG - Kevin Hill, EIU
 OG - Larry Turner, ECU
 C - Scott Sholl, EIU
 TE - Nick Eller, EIU
 QB - Tony Romo, EIU
 RB - Billy Blanchard, MUR
 RB - J.R. Taylor, EIU
 WR - Deandre Green, MUR
 WR - Willie Ponder, SEMO
 PK - Shane Andrus, MUR
 RS - Andre Raymond, EIU

FIRST TEAM DEFENSE

DL - Marcus Adams, ECU
 DL - D.J. Bleisath, TTU
 DL - Nick Hill, ECU
 DL - James Jennette, SEMO
 LB - Jermaine Beale, TSU
 LB - Nick Ricks, EIU
 LB - Justin Rivers, ECU
 DB - Perez Boyd, UTM
 DB - Scott Cunningham, MTSU
 DB - Deon Giddens, TSU
 DB - Sunsett Graham, ECU
 P - Brian Bivens, MUR
SECOND TEAM OFFENSE
 OT - Frank Castagnoli, EIU
 OT - Dan Connolly, SEMO
 OG - Dan Bieg, SEMO
 OG - Chris Rosenlund, EIU
 C - Eugene Amano, SEMO
 TE - Steve Farmer, TSU
 QB - Jack Tomcv, SEMO

RB - C.J. Hudson, ECU
 RB - Corey Kinsey, SEMO
 WR - C.J. Johnson, TSU
 WR - Andre Raymond, EIU
 K - Joey Hudak, TSU
 RS - Carlos Wright, TSU
SECOND TEAM DEFENSE
 DL - Clint Alexander, EIU
 DL - Chad Dewberry, ECU
 DL - Ryan Roth, SEMO
 DL - John Ruff, TTU
 LB - Ricky Farmer, SEMO
 LB - Fred Miller, EIU
 LB - Bobby Sanders, MUR
 LB - Daniel Wentzel, TTU
 DB - Obinno Coley, EIU
 DB - Mandrell McGregory, MUR
 DB - Dimitri Patterson, SEMO
 DB - Marco Tipton, SEMO
 DB - Demetrick Westbrook, MUR
 P - Phil Kuhl, ECU

2003

FIRST TEAM OFFENSE
 QB - Ray Nelson, SAM
 RB - Charles Anthony, TSU
 RB - Kory Chapman, JSU
 WR - Efre Hill, SAM
 WR - C.J. Johnson, TSU
 TE - Ray Goodson, SEMO
 C - Larry Turner, ECU
 OG - Dan Bieg, SEMO
 OG - Burt Shurette, TTU
 OT - Frank Castagnoli, EIU
 OT - Levett Jones, JSU
 PK - Derek Kutz, SEMO
 RS - Allen Evans, ECU

FIRST TEAM DEFENSE

DL - Chad Dewberry, ECU
 DL - Ryan Roth, SEMO
 DL - Paul Thomas, TSU
 DL - Marcus White, MUR
 LB - Ricky Farmer, SEMO
 LB - Nick Ricks, EIU
 LB - Justin Rivers, ECU
 LB - Daniel Wentzel, TTU
 DB - Donnell Allison, ECU
 DB - Scott Cunningham, TSU
 DB - Cortland Finnegan, SAM
 DB - Dimitri Patterson, SEMO
 P - Richie Rhodes, JSU

SECOND TEAM OFFENSE

QB - Matt Guice, ECU
 RB - Jason Ballard, TTU
 RB - Terry Ennis, ECU
 WR - Deandre Green, MUR
 WR - Andre Ralston, ECU
 TE - Nick Eller, EIU
 C - Eugene Amano, SEMO
 OG - Will Heineman, ECU
 OG - Justin Meyer, SEMO
 OT - Dan Connolly, SEMO
 OT - Frank Omiyale, TTU
 PK - Jesse Ohliger, MUR
 RS - Cortland Finnegan, SAM

SECOND TEAM DEFENSE

DL - Mike Dunn, ECU
 DL - Kory Lothe, EIU
 DL - Marcus Lorick, EIU
 DL - Mark Tibbs, JSU
 DL - Darold Williams, SAM
 LB - Jonathan Crutcher, JSU
 LB - James Dumervil, TSU
 LB - Fred Miller, EIU
 DB - Laroni Gallishaw, MUR
 DB - Deon Giddens, TSU
 DB - Michael Hanley, MUR
 DB - Ahmed Safeullah, TSU
 P - David Simonhoff, SEMO

2004

FIRST TEAM OFFENSE
 QB - Ray Nelson, SAM
 RB - Charles Anthony, TSU
 RB - Oscar Bonds, JSU
 WR - Efre Hill, SAM
 WR - Ryan Voss, EIU
 TE - Ray Goodson, SEMO
 C - John Pettus, JSU
 OG - Dan Bieg, SEMO
 OG - Rod Olds, JSU
 OT - Justin Ard, MUR
 OT - Frank Omiyale, TTU
 K - Josh Foster, TTU
 RS - Craig Agee, JSU
FIRST TEAM DEFENSE
 DL - Chad Dewberry, ECU
 DL - Marcus Lorick, EIU
 DL - Yusuf Sharif, TTU

DL - Paul Thomas, TSU
 LB - Jamarr Day, EIU
 LB - Jerome Jones, ECU
 LB - Justin Rivers, ECU
 DB - Cortland Finnegan, SAM
 DB - Russell Green, JSU
 DB - Brandon Shelby, TTU
 DB - Pierre Wright, ECU
 P - David Simonhoff, SEMO
SECOND TEAM OFFENSE
 QB - Andrew Goodenough, SEMO
 QB - Matt Schabert, EIU
 RB - Donald Chapman, UTM
 RB - C.J. Hudson, ECU
 WR - Andre Ralston, ECU
 WR - Taurean Stephens, UTM
 TE - Patrick Bugg, ECU
 C - Pascal Matla, EIU
 OG - Eugene Russell, MUR
 OG - Steve Sobolewski, EIU
 OT - Dan Connolly, SEMO
 OT - Sean Dumford, ECU
 K - Derek Kutz, SEMO
 RS - Kyle Barber, ECU
SECOND TEAM DEFENSE
 DL - Almonte Duncan, TSU
 DL - Kory Lothe, EIU
 DL - Andre Plummer, UTM
 DL - Marcus White, MUR
 LB - Jonathan Crutcher, JSU
 LB - LeMarcus Rowell, JSU
 LB - Brett Vavra, TTU
 DB - Ben Brown, EIU
 DB - Laroni Gallishaw, MUR
 DB - Russell Gambrell, UTM
 DB - Onsha Whitaker, MUR
 P - Richie Rhodes, JSU

2005

FIRST TEAM OFFENSE
 QB - Josh Greco, ECU
 RB - Clay Green, JSU
 RB - Don Chapman, UTM
 WR - Andre Ralston, ECU
 WR - Larry Shipp, TTU
 TE - Patrick Bugg, ECU
 C - Rod Olds, JSU
 OG - Jon Rueter, EIU
 OG - Kimani Brown, JSU
 OT - Eric Johnson, EIU
 OT - Sean Dumford, ECU
 K - Collin Schermann, SEMO
 RS - Cortland Finnegan, SAM
FIRST TEAM DEFENSE
 DL - Mark Cristiani, ECU
 DL - Justin Komondoreas, SEMO
 DL - Kory Lothe, EIU
 DL - Andre Plummer, UTM
 LB - Clint Sellers, EIU
 LB - Brandon Rosser, ECU
 LB - Wesley Holmes, TSU
 DB - Tristan Burge, EIU
 DB - Jamar Landrom, TSU
 DB - Kenny Brown, JSU
 DB - Cortland Finnegan, SAM
 P - David Simonhoff, SEMO
SECOND TEAM OFFENSE
 QB - Brady Wahlberg, UTM
 RB - Vincent Webb, EIU
 RB - Javaris Williams, TSU
 WR - Taurean Stephens, UTM
 WR - T.J. Milicic, SEMO
 TE - Joseph Tuineau, SEMO
 C - Pascal Matla, EIU
 OG - Alex Atkins, UTM
 OG - Shaun Sherrill, TTU
 OT - Anthony Rubican, EIU
 OT - Kevin Pugsley, SAM
 K - Josh Foster, TTU
 RS - Nick Turner, MUR
SECOND TEAM DEFENSE
 DL - Ernest Jones, TSU
 DL - Cardius Dowell, ECU
 DL - Edgar Jones, SEMO
 DL - John Jackson, TTU
 LB - Lucius Seymour, EIU
 LB - David Gilmore, UTM
 LB - Marcus Mayes, ECU
 DB - Brandon Fields, TTU
 DB - Tremayne Perkins, ECU
 DB - Mike Miller, SEMP
 DB - Haneef Haqq, JSU
 P - Tom Schofield, EIU
ALL-NEWCOMER TEAM
 RB - Tim Holloman, SEMO
 RB - Javaris Williams, TSU
 RB - Cameron Kirnes, TTU
 WR - Maurice Marchman, MUR
 OL - Keith Gergel, JSU



K - Zach Yates, EIU
K - Colin Schermann, SEMO
LB - Clint Sellers, EIU
LB - Greg Rolfes, TTU
DB - Darren Williams, JSU
DB - Maurice Smith, TTU

2006

FIRST TEAM OFFENSE

QB - Antonio Heffner, TSU
RB - Don Chapman, UTM
RB - Vincent Webb, EIU
WR - Micah Rucker, EIU
WR - Larry Shipp, TSU
TE - Patrick Bugg, EIU
C - Billy Krause, UTM
OG - Jon Reuter, EIU
OG - Alex Atkins, UTM
OT - Adam Hansen, UTM
OT - Anthony Rubican, EIU
K - Shannon Flemming, SAM
RS - Jessie Burton, UTM

FIRST TEAM DEFENSE

DL - Edgar Jones, SEMO
DL - Mark Cristiani, EIU
DL - Geoffrey Woods, TTU
DL - Leonard Davis, TSU
LB - Donald Thomas, EIU
LB - Lucius Seymour, EIU
LB - Adam Casper, SEMO
DB - Tristan Burge, EIU
DB - D. Rodgers-Cromartie, TSU
DB - Brandon Gathof, EIU
DB - Nikkieda Rutland, TSU
P - David Simonhoff, SEMO

SECOND TEAM OFFENSE

QB - Lee Sweeney, TTU
RB - Javaris Williams, TSU
RB - Clay Green, JSU
WR - Tauren Rhetta, JSU
WR - Jeff Moore, SAM
TE - Adam Parsill, EIU
C - Graham Lemmond, SAM
OG - Keith Gergel, JSU
OG - Cecil Newton, TSU
OT - Eric Johnson, EIU
OT - Sean Dumford, EIU
K - Taylor Brown, UTM
RS - Davin Walker, EIU

SECOND TEAM DEFENSE

DL - Greg Green, JSU
DL - Pierre Walters, EIU
DL - Nate Wilson, UTM
DL - Joel Kilpatrick, UTM
LB - Markeseo Jackson, UTM
LB - LeMarcus Rowell, JSU
LB - Brandon Rosser, EIU
DB - Kenny Brown, JSU
DB - Craig Agee, JSU
DB - Kevin Rondo, UTM
DB - Aaron Strong, TSU
P - Chris Hicks, SAM

ALL-NEWCOMER TEAM

WR - Micah Rucker, EIU
DB - Dontrelle Miller, UTM
QB - Antonio Heffner, TSU
QB - Lee Sweeney, TTU
DL - Shaun Richardson, TSU
RB - Bobby Washington, EIU
LB - Tamar Butler, MUR
QB - Cole Stinson, EIU
WR - E.J. Daniel, UTM
DT - Jeff Sobol, EIU
DB - Montae Pitts, JSU
OT - Derek Hardman, EIU
OL - Devon May, JSU

2007

FIRST TEAM OFFENSE

QB - Allan Holland, EIU
RB - Chris Fletcher, APSU
RB - Ademola Adeniji, EIU
WR - Micah Rucker, EIU
WR - Larry Shipp, TTU
TE - DeAngelo Nelson, MUR
C - Shawn Dedden, EIU
OG - Chaz Millard, EIU
OG - Bakahri Thornton, EIU
OT - Anthony Rubican, EIU
OT - Sean Dumford, EIU
K - Gavin Hallford, JSU
RS - Larry Shipp, TTU

FIRST TEAM DEFENSE

DL - Pierre Walters, EIU
DL - Chris Coy, EIU
DL - John Scott, JSU
DL - Shaun Richardson, TSU
LB - Donald Thomas, EIU
LB - Adam Casper, SEMO

LB - Josh Yarbrough, UTM
DB - Derrick Huff, EIU
DB - Brandon Gathof, EIU
DB - D. Rodgers-Cromartie, TSU
DB - Maurice Smith, TTU
P - Doug Spada, SEMO

SECOND TEAM OFFENSE

QB - Jeff Ehrhardt, MUR
RB - Bobby Washington, EIU
RB - Don Chapman, UTM
WR - Rod Harper, MUR
WR - Jeff Moore, SAM
TE - Stephen Sizemore, EIU
C - Drew Cairo-Gross, EIU
OG - Devon May, JSU
OG - Kevin Bannon, UTM
OG - Cage Major, APSU
OT - Cornelius Lewis, TSU
OT - Adam Hansen, UTM
K - Taylor Long, EIU
RS - Maurice Dupree, JSU

SECOND TEAM DEFENSE

DL - Cardius Dowell, EIU
DL - John Jackson, TTU
DL - Geoffrey Woods, TTU
DL - Ray Williams, UTM
LB - George Anderson, EIU
LB - Justin Curry, EIU
LB - Devin Phillips, JSU
DB - Rashad Haynes, EIU
DB - Ke'Andre Sams, EIU
DB - Zach Denton, EIU
DB - Derrick Parrott, MUR
P - Kevin Cook, EIU

ALL-NEWCOMER TEAM

RS/RB - Terrence Holt, APSU
P - Kevin Cook, EIU
DB - Rashad Haynes, EIU
OG - Kevin Mahoney, EIU
QB - Cedric Johnson, JSU
QB - Jeff Ehrhardt, MUR
RB - Chris Evans, SAM
OL - Thomas Gray, SAM
WR - Miles Edwards, SEMO
RB/RS - Henry Sailes, TTU
QB - Cade Thompson, UTM

2008

FIRST TEAM OFFENSE

QB - Cade Thompson, UTM
RB - Tavorus Bess, EIU
RB - Javaris Williams, TSU
WR - Maurice Dupree, JSU
WR - Mike Hicks, UTM
TE - Stephen Sizemore, EIU
C - Cecil Newton, TSU
OG - Chaz Millard, EIU
OG - Kevin Bannon, UTM
OT - Derek Hardman, EIU
OT - Cornelius Lewis, TSU
K - Taylor Long, EIU
RS - Terrence Holt, APSU

FIRST TEAM DEFENSE

DL - Pierre Walters, EIU
DL - Chris Coy, EIU
DL - Austen Lane, MUR
DL - Ray Williams, UTM
LB - Alexander Henderson, JSU
LB - Nathan Williams, MUR
LB - Nick Stauffer, SEMO
DB - Kevis Buckley, APSU
DB - Brandon Gathof, APSU
DB - Camell Clark, JSU
DB - Dontrell Miller, UTM
P - Doug Spada, SEMO

SECOND TEAM OFFENSE

QB - Ryan Perrilloux, JSU
RB - Daniel Jackson, JSU
RB - Brandyn Young, UTM
WR - Derrick Townsel, MUR
WR - Walter Peoples, SEMO
TE - DeAngelo Nelson, MUR
C - Sam Reid, EIU
OG - Keith Gergel, JSU
OG - Scott Eller, TTU
OT - Dumaka Atkins, TSU
OT - Joe Gibbs, UTM
K - Gavin Hallford, JSU
RS - Maurice Dupree, JSU

SECOND TEAM DEFENSE

DL - Donovan Johnson, EIU
DL - Jeff Sobol, EIU
DL - Brandt Thomas, JSU
DL - Maurice Davis, TSU
LB - Daniel Becker, APSU
LB - Tyjuan Jones, EIU
LB - Josh Bey, UTM
DB - Zach Denton, EIU
DB - Eugene Clifford, TSU
DB - Larry Williford, TSU

DB - Maurice Smith, TTU
P - Adam Ivey, UTM
ALL-NEWCOMER TEAM
RB - Ryan White, APSU
WR - Stephon Fuqua, EIU
DB - A.J. Davis, JSU
QB - Ryan Perrilloux, JSU
LB - Phillip Klapproth, SEMO
DL - Marcus Broxie, TSU
DB - Eugene Clifford, TSU
LB - Rico Council, TSU
WR/KR - JaJuan Spillman, TSU
WR - Tim Benford, TTU
WR - Mike Hicks, UTM

2009

FIRST TEAM OFFENSE

QB - Ryan Perrilloux, JSU
RB - Ryan White, APSU
RB - Terrence Holt, APSU
WR - Tim Benford, TTU
WR - James Wilkerson, JSU
TE - DeAngelo Nelson, MUR
C - Chaz Millard, EIU
OG - Tylor Chambers, JSU
OG - Stanley Brooks, APSU
OT - Derek Hardman, EIU
OT - Joe Gibbs, UTM
K - Austin Signor, EIU
RS - Terrence Holt, APSU

FIRST TEAM DEFENSE

DL - Austen Lane, MUR
DL - Trevor Frericks, EIU
DL - Andrew Soucy, EIU
DL - Brandt Thomas, JSU
LB - Alexander Henderson, JSU
LB - Josh Bey, UTM
LB - Daniel Becker, APSU
DB - Eugene Clifford, TSU
DB - T.J. Heath, JSU
DB - Jeremy Caldwell, EIU
DB - C.J. James, EIU
P - Kienan Cullen, MUR

SECOND TEAM OFFENSE

QB - Jake Christensen, EIU
RB - Brandyn Young, UTM
RB - Mon Williams, EIU
WR - Garnett Phelps, EIU
WR - Derrick Townsel, MUR
TE - Cory Freeman, JSU
C - Reggie Wade, JSU
OG - Willie Henderson, EIU
OG - Slade Adams, TTU
OT - Chris Campbell, EIU
OT - Curt Porter, JSU
K - Kienan Cullen, MUR
RS - Derrick Townsel, MUR

SECOND TEAM DEFENSE

DL - Rocky Dee Peeler, APSU
DL - Perry Burge, EIU
DL - Chris Hall, EIU
DL - Kellen Woodard, TSU
LB - Jordan Dalrymle, EIU
LB - Tamar Butler, MUR
LB - John Jones, Jr., TSU
DB - Kevis Buckley, APSU
DB - Rashad Haynes, EIU
DB - Camell Clark, JSU
DB - Anthony Levine, TSU
P - Doug Spada, SEMO

ALL-NEWCOMER TEAM

QB - Jake Christensen, EIU
RB - Mon Williams, EIU
QB - T.J. Pryor, EIU
WR/RS - Alan Bonner, JSU
DL - Torrey Davis, JSU
WR - Greg Smith, JSU
RB - Jamal Young, JSU
LB - Justin Woodlief, SEMO
LB - John Jones, Jr., TSU
OL - Slade Adams, TTU
DB - Caleb Mitchell, TTU
RB/RS - Jason McNair, UTM

2010

FIRST TEAM OFFENSE

QB - Matt Scheible, SEMO
RB - Henry Harris, SEMO
RB - Mike Harris, MUR
WR - Marcus Harris, MUR
WR - Tim Benford, TTU
TE - Cory Freeman, JSU
C - Sean Middleton, SEMO
OG - Bryan Curry, SEMO
OG - Frank Knights, SEMO
OT - Curt Porter, JSU
OT - Evan Conrad, SEMO
K - Kienan Cullen, MUR
RS - Terrence Holt, APSU

FIRST TEAM DEFENSE
DL - Andrew Soucy, EIU
DL - Spyros Bazigos, EIU
DL - Monte Lewis, JSU
DL - J.J. Sanchez, SEMO
LB - Nick Nasti, EIU
LB - Jordan Dalrymple, EIU
LB - Josh Bey, UTM
DB - Jeremy Caldwell, EIU
DB - Keginald Harris, JSU
DB - Tylor Brock, SEMO
DB - Eugene Clifford, TSU
P - Kevin Cook, EIU

SECOND TEAM OFFENSE

QB - Casey Brockman, MUR
RB - Terrence Holt, APSU
RB - Preston Brown, TSU
WR - Orlandus Harris, EIU
WR - Jeffrey Cameron, JSU
TE - Cody Bruns, EIU
C - Tyler Ogletree, JSU
OG - Justin Kay, JSU
OG - Alex Davis, TSU
OT - Gershon Jordan, TSU
OT - Jeremy Buchanan, UTM
K - James Esco, JSU
RS - Dontrell Johnson, MUR

SECOND TEAM DEFENSE

DL - Emory Attig, EIU
DL - Jamison Wadley, JSU
DL - Justin Hilliard, TTU
DL - Tim Cox, UTM
LB - Antonio Bonner, JSU
LB - Joshua Jackson, SEMO
LB - Justin Woodlief, SEMO
LB - Rico Council, TSU
DB - C.J. James, EIU
DB - Patrick McClellan, EIU
DB - Dontrell Johnson, MUR
DB - Kendal Harper, UTM
P - Jordan Berry, EIU

ALL-NEWCOMER TEAM

QB - Jimmy Garoppolo, EIU
P - Jordan Berry, EIU
DL - Anthony Brown, EIU
RB - Darius Barksdale, JSU
P/QB - Coty Blanchard, JSU
DL - Marquis George, JSU
WR - Arthur Brackett, MUR
RB - Mike Harris, MUR
DB/RS - Dontrell Johnson, MUR
LB - Wilson Robinson, TSU
RB - Jacques Crawford, TTU

2011

FIRST TEAM OFFENSE

QB - Casey Brockman, MUR
RB - Matt Denham, EIU
RB - Washaun Ealey, JSU
RB - Mike Harris, MUR
WR - Calvin McNair, TSU
WR - Tim Benford, TTU
TE - Kenny Jones, UTM
C - O.J. Enabosi, EIU
OG - Scott Schweitzer, TTU
OG - Michael Mancini, UTM
OT - Aaron Adams, EIU
OT - Patrick Ford, EIU
K - Cody Sandlin, UTM
RS - Jeremy Caldwell, EIU

FIRST TEAM DEFENSE

DL - Anthony Brown, EIU
DL - Emory Attig, EIU
DL - Jamison Wadley, JSU
DL - Marcus Edwards, TTU
LB - Ichiro Vance, EIU
LB - Blake Peiffer, SEMO
LB - Rico Council, TSU
DB - Amius Smith, APSU
DB - Justin Bell, EIU
DB - Joseph Wylie, TSU
DB - Richmond Tooley, TTU
P - Jordan Berry, EIU

SECOND TEAM OFFENSE

QB - Matt Scheible, SEMO
RB - Ryan White, APSU
RB - Dontey Gay, TTU
WR - Tyrone Goard, EIU
WR - Quentin Sims, UTM
TE - Von Wise, EIU
C - Sherman Carter, TSU
OG - Eric Zink, EIU
OG - Kadeem Edwards, TSU
OT - Raymond Hopson, MUR
OT - Rogers Gaines, TSU
K - Kienan Cullen, MUR
RS - Dontrell Johnson, MUR

SECOND TEAM DEFENSE

DL - Artavious Dowdell, EIU

DL - Monte Lewis, JSU
DL - Antonio Harper, TSU
DL - Travis Adkins, TTU
LB - Cory Leman, EIU
LB - Sam Small, MUR
LB - Qua Huzzie, MUR
DB - Jeremy Caldwell, EIU
DB - Patrick McClellan, EIU
DB - A.J. Davis, JSU
DB - Dontrell Johnson, MUR
DB - Will Johnson, TTU
P - Nick Campbell, TTU

ALL-NEWCOMER TEAM

LB - Kevin Hamlin, EIU
RB - Washaun Ealey, JSU
C - Max Holcombe, JSU
LB - Sam Small, MUR
LB - Qua Huzzie, MUR
WR/RS - Spencer Davis, SEMO
DB - Steven Godbolt, TSU
QB - Michael German, TSU
DB - Austin Tallant, TTU
LB - Ben Johnson, UTM
WR - Quentin Sims, UTM

2012

FIRST TEAM OFFENSE

QB - Casey Brockman, MUR
RB - Matt Denham, EIU
RB - Trabis Ward, TSU
WR - Erik Lora, EIU
WR - Quentin Sims, UTM
TE - A.C. Leonard, TSU
C - Sherman Carter, TSU
OG - Collin Seibert, EIU
OG - Kadeem Edwards, TSU
OT - Aaron Adams, EIU
OT - Rogers Gaines, TSU
K - Cameron Berra, EIU
RS - Walter Powell, MUR

FIRST TEAM DEFENSE

DL - Artavious Dowdell, EIU
DL - Robert Knowles, EIU
DL - DeMittro Tyson, JSU
DL - Montori Hughes, UTM
LB - Anthony Brown, EIU
LB - Blake Peiffer, SEMO
LB - Ben Johnson, UTM
DB - Nick Beard, EIU
DB - Brooklyn Fox, EIU
DB - Tylor Brock, SEMO
DB - Steven Godbolt, TSU
P - Chad Zinchini, TTU

SECOND TEAM OFFENSE

QB - Jimmy Garoppolo, EIU
QB - Derek Carr, UTM
RB - Jake Walker, EIU
RB - Levi Terrell, SEMO
WR - Tyrone Goard, EIU
WR - Walter Powell, MUR
TE - Sam Hendricks, EIU
C - Kevin Kapellias, EIU
OG - Justin Meredith, EIU
OG - Tori Mobley, JSU
OT - Patrick Ford, EIU
OT - Roderick Tomlin, MUR
K - Jamin Godfrey, TSU
RS - Ladarious Vanlier, TTU
RS - Jason McNair, UTM

SECOND TEAM DEFENSE

DL - Roosevelt Holiday, EIU
DL - Pat Wertz, EIU
DL - Shawn Shupperd, EIU
DL - Antonio Harper, TSU
DL - DJ Roberts, UTM
LB - Ichiro Vance, EIU
LB - Kevin Hamlin, EIU
LB - Nick Thrasher, TSU
DB - Justin Bell, EIU
DB - Brandon Stanley, EIU
DB - Daniel Fitzpatrick, TSU
DB - Thad Williams, UTM
P - James Satterfield, UTM
ALL-NEWCOMER TEAM
RB - Reco Williams, APSU
LB - LeQuince McCall, EIU
DB - Jermaine Hough, JSU
RB - Jaamal Berry, MUR
QB - Scott Lathrop, SEMO
TE - A.C. Leonard, TSU
TE - Joe Bowns, TSU
WR - Da'Rick Rogers, TTU
RS/RB - Ladarious Vanlier, TTU
P - Chad Zinchini, TTU
WR - Jeremy Butler, UTM



OVC PLAYERS OF THE YEAR

OFFENSE

<u>YEAR</u>	<u>PLAYER</u>	<u>SCHOOL</u>
1963	Jim Baker, QB	East Tennessee
1964	Carlton Flatt, QB	Austin Peay
1965	Teddy Morris, QB	Middle Tennessee
1966	Tommie Gray, HB	Morehead State
1967	Dickie Moore, HB	Western Kentucky
1968	Larry Tillman, QB	Murray State
1969	Larry Schreiber, HB	Tennessee Tech
1970	Larry Graham, QB	East Tennessee
1971	Rick Fisher, TB	Murray State
1972	George Greenfield, RB	Murray State
1973	Alan Chadwick, QB	East Tennessee
1974	Everett Talbert, RB	Eastern Kentucky
1975	Mike Moore, FB	Middle Tennessee
1976	Ernie House, QB	Eastern Kentucky
	Everett Talbert, RB	Eastern Kentucky
1977	Phil Simms, QB	Morehead State
1978	Danny Johnson, RB	Murray State
1979	John Hall, QB	Western Kentucky
1980	Sonny Defilippis, QB	Austin Peay
1981	Gino Gibbs, QB	Murray State
1982	Steve Bird, WR **	Eastern Kentucky
1983	James Black, RB	Akron
1984	Vince Hall, TB	Middle Tennessee
1985	Marvin Collier, QB	Middle Tennessee
1986	Mike Clark, TB	Akron
1987	Trenton Lykes, QB	Youngstown State
1988	Elroy Harris, TB	Eastern Kentucky
1989	Michael Proctor, QB	Murray State
1990	Joe Campbell, TB	Middle Tennessee
1991	Markus Thomas, TB	Eastern Kentucky
1992	Markus Thomas, TB **	Eastern Kentucky
1993	Kippy Bayless, TB	Middle Tennessee
1994	Kippy Bayless, TB	Middle Tennessee
1995	Derrick Cullors, TB	Murray State
1996	Mike Cherry, QB	Murray State
1997	Tyrone Butterfield, WR	Tennessee State
	Simon Fuentes, QB	Eastern Kentucky
1998	Leon Murray, QB	Tennessee State
1999	Justin Fuente, QB	Murray State
2000	Tony Romo, QB	Eastern Illinois
2001	Tony Romo, QB	Eastern Illinois
2002	Tony Romo, QB	Eastern Illinois
2003	Efrem Hill, WR **	Samford
2004	Charles Anthony, RB **	Tennessee State
2005	Josh Greco, QB	Eastern Kentucky
2006	Vincent Webb, RB	Eastern Illinois
	Don Chapman, RB	UT Martin
2007	Allan Holland, QB	Eastern Kentucky
2008	Javarris Williams, RB	Tennessee State
2009	Ryan Perrilloux, QB	Jacksonville State
2010	Henry Harris, RB	Southeast Missouri
2011	Tim Benford, WR	Tennessee Tech
2012	Erik Lora, WR **	Eastern Illinois


DEFENSE

<u>YEAR</u>	<u>PLAYER</u>	<u>SCHOOL</u>
1963	John Mutchler, DE	Western Kentucky
1964	John Wheeler, NG	Murray State
1965	Keith Atchley, NG	Middle Tennessee
1966	Buddy Pfaadt, DB	Eastern Kentucky
1967	Ron Overbay, DB	East Tennessee
1968	Ron Overbay, DB	East Tennessee
1969	Lawrence Brame, DE	Western Kentucky
1970	Lawrence Brame, DE	Western Kentucky
1971	Jim Youngblood, LB	Tennessee Tech
1972	Jim Youngblood, LB	Tennessee Tech
1973	Lonnie Schuster, DT	Western Kentucky
1974	Virgil Livers, DB	Western Kentucky
1975	Rick Green, LB	Western Kentucky
1976	Biff Madon, LB	Western Kentucky
1977	Bob Bible, LB	Austin Peay
1978	Mike Betts, DB	Austin Peay
1979	Terry Love, DB	Murray State
1980	George Floyd, DB	Eastern Kentucky
1981	George Floyd, DB **	Eastern Kentucky
1982	Dennis Mix, DE	Middle Tennessee
1983	Dave Arango, DL	Akron
1984	Fred Harvey, LB	Eastern Kentucky
1985	Don Griffin, DB **	Middle Tennessee
1986	Fred Harvey, LB **	Eastern Kentucky
1987	Aaron Jones, DL	Eastern Kentucky
	Paul Solis, LB	Youngstown State
1988	Don Thomas, LB	Middle Tennessee
1989	Anthony Coleman, LB	Middle Tennessee
1990	Marty Carter, DB	Middle Tennessee
1991	David Wilkins, DE	Eastern Kentucky
1992	Mike Caldwell, LB	Middle Tennessee
1993	Chad Bratzke, DE	Eastern Kentucky
1994	Doug Berg, DL	Southeast Missouri
1995	William Hampton, DB	Murray State
1996	Tony McCombs, LB	Eastern Kentucky
1997	Angel Rubio, DL	Southeast Missouri
1998	Branon Vaughn, DE	Tennessee Tech
1999	Lamar Carter, DE	Tennessee State
2000	Chad Evitts, LB	Tennessee Tech
2001	Jeremiah Bell, DB	Eastern Kentucky
2002	Nick Ricks, LB	Eastern Illinois
2003	Cortland Finnegan, DB	Samford
2004	Justen Rivers, LB	Eastern Kentucky
2005	Clint Sellers, LB	Eastern Illinois
2006	Donald Thomas, LB	Eastern Illinois
2007	Derrick Huff, DB	Eastern Kentucky
2008	Nathan Williams, LB	Murray State
2009	Austen Lane, DL	Murray State
2010	Andrew Soucy, DL	Eastern Kentucky
2011	Rico Council, LB	Tennessee State
2012	Blake Peiffer, LB	Southeast Missouri

** Indicates player went on to win OVC Male Athlete of the Year Award (all sports) that year; EKU's Chris Sullivan also won that award in 1984-85

OVC COACHES OF THE YEAR

<u>YEAR</u>	<u>COACH. SCHOOL</u>	<u>YEAR</u>	<u>COACH. SCHOOL</u>
1963	Nick Denes, Western Kentucky	1988	Roy Kidd, Eastern Kentucky
1964	Bill Dupes, Austin Peay	1989	Boots Donnelly, Middle Tennessee
1965	Charles Murphy, Middle Tennessee	1990	Roy Kidd, Eastern Kentucky
1966	Guy Penny, Morehead State		Cole Proctor, Morehead State
1967	Roy Kidd, Eastern Kentucky		Joe Gilliam, Tennessee State
1968	Bill Furgerson, Murray State	1991	Roy Kidd, Eastern Kentucky
1969	John Bell, East Tennessee	1992	Jim Ragland, Tennessee Tech
1970	Bill Peck, Middle Tennessee	1993	Jim Ragland, Tennessee Tech
1971	Don Wade, Tennessee Tech	1994	John Mumford, Southeast Missouri
1972	Don Wade, Tennessee Tech	1995	Houston Nutt, Murray State
1973	Jimmy Feix, Western Kentucky	1996	Houston Nutt, Murray State
1974	Roy Kidd, Eastern Kentucky	1997	Roy Kidd, Eastern Kentucky
1975	Don Wade, Tennessee Tech	1998	L.C. Cole, Tennessee State
1976	Roy Kidd, Eastern Kentucky	1999	L.C. Cole, Tennessee State
1977	Boots Donnelly, Austin Peay	2000	Jack Harbaugh, Western Kentucky
1978	Jimmy Feix, Western Kentucky	2001	Bob Spoo, Eastern Illinois
1979	Mike Gottfried, Murray State	2002	Tim Billings, Southeast Missouri
1980	Jimmy Feix, Western Kentucky	2003	Bill Gray, Samford
1981	Roy Kidd, Eastern Kentucky	2004	Jack Crowe, Jacksonville State
1982	Roy Kidd, Eastern Kentucky	2005	Bob Spoo, Eastern Illinois
	Jim Dennison, Akron	2006	Jason Simpson, UT Martin
1983	Roy Kidd, Eastern Kentucky	2007	Danny Hope, Eastern Kentucky
	Boots Donnelly, Middle Tennessee	2008	Dean Hood, Eastern Kentucky
1984	Bill Narduzzi, Youngstown State	2009	Bob Spoo, Eastern Illinois
1985	Boots Donnelly, Middle Tennessee	2010	Tony Samuel, Southeast Missouri
1986	Bill Baldrige, Morehead State	2011	Watson Brown, Tennessee Tech
1987	Jim Tressel, Youngstown State	2012	Dino Babers, Eastern Illinois



In 2003, the OVC's Coach of the Year award was renamed the Roy Kidd Coach of the Year Award after the Eastern Kentucky legend who won the award 10 times during his career. He is pictured here with former ECU QB Ernie House.

MOST COACH OF THE YEAR AWARDS

<u>Coach. School</u>	<u>Awards</u>
Roy Kidd, Eastern Kentucky	10
Boots Donnelly, APSU/MTSU	4
Jimmy Feix, Western Kentucky	3
Bob Spoo, Eastern Illinois	3
Don Wade, Tennessee Tech	3

OVC FRESHMAN OF THE YEAR

<u>YEAR</u>	<u>COACH</u>	<u>SCHOOL</u>
2004	Don Chapman, RB	UT Martin
2005	Javaris Williams, RB	Tennessee State
2006	Lee Sweeney, QB	Tennessee Tech
2007	Jeff Ehrhardt, QB	Murray State
2008	Tim Benford, WR	Tennessee Tech
2009	T.J. Pryor, QB	Eastern Kentucky
2010	Coty Blanchard, P/QB	Jacksonville State
2011	Michael German, QB	Tennessee State
2012	Scott Lathrop, QB	Southeast Missouri



Southeast Missouri's Scott Lathrop was named OVC Freshman of the Year after passing for 1,025 yards and seven touchdowns and rushing for 824 yards and seven additional scores. He was the first Redhawk to earn the award.



ALL-TIME OVC FIRST-TEAM ALL-AMERICANS

AKRON

Brad Reese, LB - 1980, 1981
Wayne Grant, DL - 1985
Mike Clark, RB - 1986

AUSTIN PEAY

L.E. Oakley, E - 1950
Jack Bushofsky, G - 1960
Tim Chilcutt, HB - 1965
John Ogles, FB - 1966
Harold Roberts, E - 1970
Bob Bible, LB - 1977
Mike Betts, DB - 1978
Brett Williams, DE - 1980
Charles Tucker, OT - 1982
Richard Darden, DE - 1992

EAST TENNESSEE

Ron Overbay, DB - 1968
William Casey, DB - 1970

EASTERN ILLINOIS

Kevin Hill, OL - 2002
Nick Ricks, LB - 2002
Tony Romo, QB - 2002
J.R. Taylor, RB - 2002
Clint Sellers, LB - 2005
Tristan Burge, S - 2006
Donald Thomas, LB - 2006
Erik Lora, WR - 2012

EASTERN KENTUCKY

Don Daly, HB - 1952
Roy Kidd, QB - 1953
Jimmy Chittum, HB - 1963
Buddy Pfaadt, S - 1966
Aaron Marsh, SE - 1967
Jim Guice, QB - 1968
Fred Troike, OG - 1968
Teddy Taylor, NG - 1969
Everett Talbert, TB - 1974
Junior Hardin, LB - 1975
Roosevelt Kelly, C - 1976
Bob McIntyre, LB - 1979
George Floyd, ROV - 1980, 1981
Kevin Greve, OG - 1981
Steve Bird, SE - 1982
Chris Sullivan, C - 1983, 1984
Joe Spadafino, OG - 1985
Fred Harvey, LB - 1986
Aaron Jones, DT - 1987
Elroy Harris, TB - 1988
Jessie Small, DE - 1988
Al Jacevicius, OT - 1989, 1990
Carl Satterly, DT - 1991
Ernest Thompson, DL - 1991
Markus Thomas, TB - 1992
Chad Bratzke, DE - 1993
James Hand, OG - 1994, 1995
Marc Collins, P - 1995
Tony McCombs, LB - 1996
Chris Guyton, DB - 1997
Tyrone Hopson, OT - 1998
Alex Bannister, WR - 2000
Yeremiah Bell, DB - 2001
Pierre Wright, DB - 2004
Patrick Bugg, TE - 2005
Derrick Huff, DB - 2007
Taylor Long, K - 2008
Derek Hardman, OL - 2009

JACKSONVILLE STATE

Curt Porter, OL - 2010

MIDDLE TENNESSEE

Terry Sweeney, FB - 1956
Ralph Massey, T - 1957
G.E. McCormack, E - 1957
Jerry Hurst, E - 1957
George Dykes, E - 1963
Jimbo Pearson, HB - 1964
Keith Atchley, G - 1965
Mike Moore, FB - 1976
Roger Carroll, OG - 1983
Kelly Potter, PK - 1984
Don Griffin, DB - 1985
Don Thomas, LB - 1988
Joe Campbell, RB - 1990, 1991
Steve McAdoo, OT - 1991, 1992
Patrick Hicks, OT - 1993
Nathanial Claybrooks, LB - 1995

MOREHEAD STATE

Dave Haverdick, T - 1969
John Christopher, P - 1982
Billy Poe, G - 1986

MURRAY STATE

Al Giordana, G/LB - 1955
Gary Foltz, E - 1962
Don Clayton, TB - 1973
Eddie McFarland, DB - 1977
Terry Love, DB - 1979
Charley Wiles, G - 1986
Derrick Cullors, RB - 1995
William Hampton, DB - 1995, 1996
Shane Andrus, PK - 2001
Nathan Williams, LB - 2008
Austen Lane, DL - 2009
Walter Powell, WR/RS - 2012

SAMFORD

Efrem Hill, WR - 2003

SOUTHEAST MISSOURI

Doug Berg, DL - 1994
Frank Russell, DB - 1995
Angel Rubio, DL - 1997
Willie Ponder, WR - 2002
Eugene Amano, OL - 2004
Edgar Jones, DL - 2006
David Simonhoff, P - 2006
Doug Spada, P - 2008
Henry Harris, RB - 2010
Sean Middleton, OL - 2010
Brandon Gabbard, LS - 2012

TENNESSEE STATE

Colin Godfrey, P - 1990
Brent Alexander, DB - 1993
Bennie Anderson, OL - 1999
Charles Anthony, RB - 2003
Lamar Carter, DL - 1999
Avion Black, KR/PR - 1999
Charles Anthony, RB - 2003
Charles Anthony, RB - 2004
Dominique Rodgers-Cromartie, DB - 2006, 2007
Cornelius Lewis, OL - 2008
Javarris Williams, RB - 2008
Eugene Clifford, DB - 2010
A.C. Leonard, TE - 2012
Rogers Gaines, OL - 2012

TENNESSEE TECH

Tom Fann, T - 1952
Dave Baxter, T - 1961
Tommy Fackler, E - 1959, 1960
Larry Schreiber, B - 1969
Jim Youngblood, LB - 1971, 1972
Elois Grooms, DE - 1974
Ed Burns, OT - 1976
Wayne Anderson, PK - 1980
Ryan Weeks, PK - 1989
Robert Taylor, CB - 1996
Branon Vaughn, DE - 1999
D.J. Bleisath, DL - 2001

UT MARTIN

Dontrell Miller, DB - 2008
CJ Estelle, RS - 2011
Montori Hughes, DL - 2012

WESTERN KENTUCKY

Jimmy Feix, QB - 1952
Jim Hardin, G - 1957
John Mutchler, E - 1963
Dale Lindsey, LB - 1964
Lawrence Brame, DE - 1970
Jim Barber, LB (Academic) - 1971
Virgil Livers, DB - 1974
John Bushong, DT - 1974
Dave Carter, C - 1976
Chip Carpenter, G - 1977
Pete Walters, G - 1980
Tim Ford, DE - 1980
Donnie Evans, DE - 1981
Patrick Goodman, C - 1999
Melvin Wisham, LB - 2000
Bobby Sippio, DB - 2000

YOUNGSTOWN STATE

Paris Wicks, RB - 1981, 1982

OVC RECORD BOOK - INDIVIDUALS

Note: Prior to 2002, the NCAA only recognized regular-season games for records-keeping purposes. Beginning in 2002, all postseason games are now included in league and NCAA records. FCS/I-AA playoff games prior to 2002 still are not factored into league or NCAA records.

TOTAL OFFENSE

MOST ATTEMPTS

GAME: 83 - Josh Greco, Eastern Kentucky vs. Eastern Illinois (2005)
83 - Brady Wahlberg, UT Martin vs. Jacksonville State (2003)
SEASON: 627 - Ray Nelson, Samford (2004)
CAREER: 1,694 - Casey Brockman, Murray State (2009-12)

MOST YARDS

GAME: 610 - Casey Brockman, Murray State vs. Tennessee State (2011)
SEASON: 3,823 - Jimmy Garoppolo, Eastern Illinois (2012)
CAREER: 10,502 - Casey Brockman, Murray State (2009-12)

RUSHING

MOST ATTEMPTS

GAME: 52 - James Black, Akron vs. Austin Peay (1983)
SEASON: 351 - James Black, Akron (1983)
CAREER: 1,046 - Don Chapman, UT Martin (2004-07)

MOST YARDS

GAME: 310 - Steve Chaney, Murray State vs. Austin Peay (2005)
SEASON: 1,786 - Mike Clark, Akron (1986)
CAREER: 5,149 - Markus Thomas, Eastern Kentucky (1989-92)

MOST YARDS PER CARRY

GAME (min. 5 att.): 20.7 - Tim Lester, Eastern Kentucky vs. Austin Peay (1988)
SEASON (min. 50 att.): 9.1 - Ray Purvis, Middle Tennessee (1959)
CAREER (min. 400 att.): 6.57 - Markus Thomas, Eastern Kentucky (1989-92)

MOST TOUCHDOWNS

GAME: 5 - Derek White, Tennessee Tech vs. Concordia (Ala.) (2007)
5 - Daniel Williams, Austin Peay vs. UT Martin (1996)
5 - Paris Wicks, Youngstown State vs. Northern Iowa (1981)
SEASON: 21 - Elroy Harris, Eastern Kentucky (1988)
CAREER: 55 - Charles Anthony, Tennessee State (2001-04)

LONGEST RUN: 99 yds. - Bobby Washington, Eastern Ky. vs. Murray St. (2007)

CONSECUTIVE 1,000-YARD SEASONS: 4 - Don Chapman, UT Martin (2004-07)



Eastern Kentucky running back Markus Thomas finished his career (1989-92) as the OVC's all-time leading rusher (5,149 yards) and scorer (322 points).

TOTAL OFFENSE (SEASON)

<u>YEAR</u>	<u>PLAYER</u>	<u>YARDS</u>
2012	Jimmy Garoppolo (Eastern Illinois)	3,823
2012	Casey Brockman (Murray State)	3,802
2004	Ray Nelson (Samford)	3,606
2011	Casey Brockman (Murray State)	3,487
1999	Justin Fuente (Murray State)	3,407
2012	Derek Carr (UT Martin)	3,269
1989	Michael Proctor (Murray State)	3,263
2002	Tony Romo (Eastern Illinois)	3,149
2003	Ray Nelson (Samford)	3,140
2001	Shannon Harris (Tennessee State)	3,137

TOTAL OFFENSE (CAREER)

<u>YEARS</u>	<u>PLAYER</u>	<u>YARDS</u>
2009-12	Casey Brockman (Murray State)	10,502
1986-89	Michael Proctor (Murray State)	9,886
1987-90	Chris Swartz (Morehead State)	8,648
2009-12	Derek Carr (UT Martin)	8,484
2009-12	T.J. Pryor (Eastern Kentucky)	8,341
1999-02	Tony Romo (Eastern Illinois)	8,059
2010-pre.	Jimmy Garoppolo (Eastern Illinois)	7,977
2000-03	Stewart Childress (Murray State)	7,803
2008-11	Matt Scheible (Southeast Missouri)	7,436
2002-05	Brady Wahlberg (UT Martin)	7,387

RUSHING (SEASON)

<u>YEAR</u>	<u>PLAYER</u>	<u>ATT</u>	<u>YDS</u>	<u>YDS/GM</u>
1986	Mike Clark (AKR)	245	1,786	162.4
1995	Derrick Cullors (MUR)	269	1,765	160.5
2004	Charles Anthony (TSU)	306	1,739	158.1
2010	Henry Harris (SEMO)	305	1,735	144.6
2003	Charles Anthony (TSU)	322	1,708	142.3
1989	Markus Thomas (EKU)	232	1,620	147.3
2011	Matt Denham (EKU)	254	1,570	130.8
1983	James Black (AKR)	351	1,568	142.5
1988	Elroy Harris (EKU)	277	1,543	154.3
2002	J.R. Taylor (EIU)	254	1,522	126.8
1969	Larry Schreiber (TTU)	271	1,522	152.2

RUSHING (CAREER)

<u>YEARS</u>	<u>PLAYER</u>	<u>ATT</u>	<u>YDS</u>	<u>TD's</u>
1989-92	Markus Thomas (EKU)	784	5,149	51
2001-04	Charles Anthony (TSU)	910	5,057	55
2004-07	Don Chapman (UTM)	1046	5,017	49
1966-69	Larry Schreiber (TTU)	877	4,421	32
2005-08	Javarris Williams (TSU)	849	4,329	42
1984-86	Mike Clark (AKR)	804	4,257	24
2003-06	Vincent Webb (EIU)	869	4,233	43
2001-04	C.J. Hudson (EKU)	846	4,149	42
1968-71	Jimmie Brooks (EKU)	920	3,842	32
1985-88	Elroy Harris (EKU)	648	3,829	47

PASSING

MOST ATTEMPTS

GAME: 71 - Josh Greco, Eastern Kentucky vs. Eastern Illinois (2005)
SEASON: 540 - Jimmy Garoppolo, Eastern Illinois (2012)
CAREER: 1,407 - Chris Swartz, Morehead State (1987-90)

MOST COMPLETIONS

GAME: 45 - Casey Brockman, Murray State vs. Tennessee State (2011)
45 - Casey Brockman vs. UT Martin (2012)
SEASON: 359 - Jimmy Garoppolo, Eastern Illinois (2012)
CAREER: 938 - Casey Brockman, Murray State (2009-12)

MOST YARDS

GAME: 600 - Casey Brockman, Murray State vs. Tennessee State (2011)
SEASON: 3,823 - Jimmy Garoppolo, Eastern Illinois (2012)
CAREER: 9,990 - Casey Brockman, Murray State (2009-12)

HIGHEST COMPLETION PERCENTAGE

GAME: 100% (16-of-16) - Tony Romo, Eastern Illinois vs. Indiana St. (2001)
SEASON: 69.4% (359-of-517) - Casey Brockman, Murray State (2012)
CAREER: 67.1% (331-of-493) - Mike Simpson, Eastern Illinois (1996-97)

MOST TOUCHDOWNS

GAME: 8 - Casey Brockman, Murray State (2012)
SEASON: 34 - Tony Romo, Eastern Illinois (2002)
CAREER: 85 - Tony Romo, Eastern Illinois (2002)

LONGEST COMPLETION

99 yds. - Riley Walker to Fred Burnette, Tennessee St. vs. Jacksonville St. (2004)

MOST CONSECUTIVE COMPLETIONS (GAME)

19 - Butch Mosby, Murray State vs. UT Martin (1993)

MOST TWO-POINT CONVERSION PASSES COMPLETIONS (GAME)

3 - Billy Walker, Middle Tennessee vs. UT Martin (1967)

MOST PASSING YARDS IN A HALF (GAME)

422 - Casey Brockman, Murray State vs. Tennessee State (2011) (*NCAA Record*)



Murray State quarterback Casey Brockman put his name all over the OVC record book during his career. Among the records he owns is career completions, passing yards and total offense.

PASSING YARDS (SEASON)

YEAR	PLAYER	ATT	COMP	YDS
2012	Jimmy Garoppolo (Eastern Illinois)	540	331	3,823
2012	Casey Brockman (Murray State)	517	359	3,729
1999	Justin Fuente (Murray State)	400	240	3,497
2011	Casey Brockman (Murray State)	316	477	3,276
2012	Derek Carr (UT Martin)	415	264	3,276
2002	Tony Romo (Eastern Illinois)	407	258	3,165
2002	Jack Tomco (Southeast Mo.)	372	242	3,132
1998	Leon Murray (Tennessee State)	353	183	3,002
2000	Stewart Childress (Murray State)	392	230	2,928
1998	Justin Fuente (Murray State)	395	220	2,896

PASSING YARDS (CAREER)

YEARS	PLAYER	ATT	COMP	YDS
2009-12	Casey Brockman (MUR)	1,405	938	9,990
1987-90	Chris Swartz (MOR)	1,407	774	9,028
1986-89	Michael Proctor (MUR)	1,148	578	8,682
2009-12	Derek Carr (UTM)	1,110	665	8,428
1999-02	Tony Romo (EIU)	941	584	8,212
2010-pre.	Jimmy Garoppolo (EIU)	1,100	672	8,106
2000-03	Stewart Childress (MUR)	1,118	649	7,581
2009-12	T.J. Pryor (EKU)	960	540	7,300
1997-99	Leon Murray (TSU)	843	458	7,201
2006-09	Lee Sweeney (TTU)	625	1084	7,157

PASS COMPLETIONS (SEASON)

YEAR	PLAYER	COMP
2012	Casey Brockman (Murray State)	359
2012	Jimmy Garoppolo (Eastern Illinois)	331
2011	Casey Brockman (Murray State)	316
2004	Andrew Goodenough (Southeast Missouri)	279
2012	Derek Carr (UT Martin)	264
2004	Ray Nelson (Samford)	258
2002	Tony Romo (Eastern Illinois)	258
2003	Ray Nelson (Samford)	242
2002	Jack Tomco (Southeast Missouri)	242
1995	Jeff McCrone (UT Martin)	241

PASS COMPLETIONS (CAREER)

YEARS	PLAYER	COMP
2009-12	Casey Brockman (Murray State)	938
1987-90	Chris Swartz (Morehead State)	774
2010-pre.	Jimmy Garoppolo (Eastern Illinois)	672
2009-12	Derek Carr (UT Martin)	665
2000-03	Stewart Childress (Murray State)	649
2006-09	Lee Sweeney (Tennessee Tech)	625
1999-02	Tony Romo (Eastern Illinois)	584
2002-05	Brady Wahlberg (UT Martin)	584
2007-10	Jeff Ehrhardt (Murray State)	582
1986-89	Michael Proctor (Murray State)	578

PASSING TOUCHDOWNS (CAREER)

YEARS	PLAYER	TD'S
1999-02	Tony Romo (Eastern Illinois)	85
2009-12	Casey Brockman (Murray State)	71
2009-12	Derek Carr (UT Martin)	69
2010-pre.	Jimmy Garoppolo (Eastern Illinois)	65
1997-99	Leon Murray (Murray State)	56
1987-90	Chris Swartz (Morehead State)	55
1986-89	Michael Porter (Murray State)	52
2009-12	T.J. Pryor (Eastern Kentucky)	51
1998-99	Justin Fuente (Murray State)	50
2006-09	Lee Sweeney (Tennessee Tech)	49

PASSING TOUCHDOWNS (SEASON)

YEAR	PLAYER	TD'S
2002	Tony Romo (Eastern Illinois)	34
2012	Jimmy Garoppolo (Eastern Illinois)	31
2012	Derek Carr (UT Martin)	31
2002	Jack Tomco (Southeast Missouri)	29
2012	Casey Brockman (Murray State)	28
2000	Tony Romo (Eastern Illinois)	27
1999	Justin Fuente (Murray State)	27
2001	Shannon Harris (Tennessee State)	26
2005	Jack Greco (Eastern Kentucky)	25
2011	Casey Brockman (Murray State)	25
2011	Derek Carr (UT Martin)	25



RECEIVING

MOST CATCHES

GAME: 21 - Erik Lora, Eastern Illinois vs. Murray State (2012)
SEASON: 136 - Erik Lora, Eastern Illinois (2012) (*NCAA Record*)
CAREER: 232 - Harold Roberts, Austin Peay (1967-70)

MOST YARDS

GAME: 316 - Aaron Marsh, Eastern Kentucky vs. Northwood (1967)
SEASON: 1,664 - Erik Lora, Eastern Illinois (2012)
CAREER: 3,903 - C.J. Johnson, Tennessee State (2000-03)

MOST TOUCHDOWNS

GAME: 5 - Marcus Harris, Murray State vs. Missouri State (2010)
 5 - Quentin Sims, UT Martin vs. Jacksonville State (2012)
 5 - Alan Bonner, Jacksonville State vs. UT Martin (2012)
SEASON: 16 - Quentin Sims, UT Martin (2012)
CAREER: 32 - C.J. Johnson, Tennessee State (2000-03)
 32 - Chris Wright, Eastern Illinois (2009-12)

CONSECUTIVE GAMES WITH A CATCH

44 - Jeff Moore, Samford (2004-07 - made a catch in every career game)

SCORING

MOST POINTS

GAME: 36 - Derrick Cullors, Murray State vs. Morehead State (1995)
SEASON: 128 - Elroy Harris, Eastern Kentucky (1988)
CAREER: 322 - Markus Thomas, Eastern Kentucky (1989-92)

MOST TOUCHDOWNS

GAME: 6 - Derrick Cullors, Murray State vs. Morehead State (1995)
SEASON: 21 - Elroy Harris, Eastern Kentucky (1988)
CAREER: 54 - Markus Thomas, Eastern Kentucky (1989-92)

MOST EXTRA POINTS

GAME: 12 - Tom Hansen, UT Martin vs. Concordia (2008)
SEASON: 56 - Chris Dill, Murray State (1995)
CAREER: 166 - Garth Petrilli, Middle Tennessee (1991-94)

MOST CONSECUTIVE EXTRA POINTS

GAME: 12 - Tom Hansen, UT Martin vs. Concordia (2008)
SEASON: 56 - Chris Dill, Murray State (1995)
CAREER: 100 - Garth Petrilli, Middle Tennessee (1991-93)

MOST FIELD GOALS

GAME: 7 - Ryan Weeks, Tennessee Tech vs. Chattanooga (1989)
SEASON: 22 - Gavin Hallford, Jacksonville State (2007)
 22 - Rob Hart, Murray State (1996)
CAREER: 58 - Kienan Cullen, Murray State (2008-11)

MOST POINTS SCORED BY KICKING

GAME: 22 - Ryan Weeks, Tennessee Tech vs. Chattanooga (1989)
SEASON: 112 - Rob Hart, Murray State (1996)
CAREER: 311 - Gavin Hallford, Jacksonville State (2004-08)

MOST FG'S ATTEMPTS (CAREER)

79 - Paul Hickert, Murray State (1984-87)

LONGEST FIELD GOAL

62 yds - Paul Hickert, Murray State vs. Eastern Kentucky (1986)

MOST 2-POINT CONVERSIONS (CAREER)

8 - Bill Marston, Morehead State (1966-69)

PUNTING

MOST PUNTS

GAME: 14 - Mike Johnson, Austin Peay vs. Tennessee Tech (1971)
 14 - Bubba Beasley, UT Martin vs. Eastern Kentucky (1993)
SEASON: 93 - John Christopher, Morehead State (1982)

BEST PUNTING AVERAGE

GAME: 54.0 - Mike Shawen, Middle Tennessee vs. Ball St. (1974)
SEASON: 46.0 - David Simonhoff, Southeast Missouri (2004)

LONGEST PUNT: 90 yds. - Brian Bivens, Murray St. vs. Southeast Missouri (2002)

MOST BLOCKED PUNTS (Career): 9 - Taurean Rhetta, Jacksonville St. (2004-07)

RECEPTIONS (SEASON)

<u>YEAR</u>	<u>PLAYER</u>	<u>REC</u>	<u>YDS</u>	<u>YDS/REC</u>
2012	Erik Lora (EIU)	136	1,664	11.3
2012	Walter Powell (MUR)	94	1,213	8.5
2003	Efrem Hill (SAM)	92	1,387	15.1
1967	Harvey Tanner (MUR)	88	996	11.3
2002	Willie Ponder (SEMO)	87	1,453	16.7
2012	Quentin Sims (UTM)	86	1,092	7.8
2010	Marcus Harris (MUR)	84	1,057	12.6
1992	Glenn Krupa (SEMO)	77	773	10.0
1996	Reggie Swinton (MUR)	75	1,120	14.9
1983	Mark Ledford (MOR)	74	948	12.8

RECEPTIONS (CAREER)

<u>YEAR</u>	<u>PLAYER</u>	<u>REC</u>	<u>YDS</u>	<u>YDS/REC</u>
1967-70	Harold Roberts (APSU)	232	3,005	13.0
2008-11	Tim Benford (TTU)	217	3,104	14.3
2007-10	Marcus Harris (MUR)	216	2,471	11.4
2009-pre.	Erik Lora (EIU)	209	2,462	11.8
2003-06	Taurean Stephens (UTM)	201	2,148	10.7
2004-07	Larry Shipp (TTU)	195	2,950	15.1
2000-03	C.J. Johnson (TSU)	194	3,903	20.1
2004-07	Jeff Moore (SAM)	193	2,759	14.3
1987-90	Jerome Williams (MOR)	166	1,493	9.0
2002-05	Andre Ralston (EKU)	165	3,095	18.8

RECEIVING YARDS (SEASON)

<u>YEAR</u>	<u>PLAYER</u>	<u>REC</u>	<u>YDS</u>	<u>YDS/REC</u>
2012	Erik Lora (EIU)	136	1,664	12.2
2002	Willie Ponder (SEMO)	87	1,453	16.7
2003	Efrem Hill (SAM)	92	1,387	15.1
2012	Walter Powell (MUR)	94	1,213	12.9
2005	Andre Ralston (EKU)	62	1,150	18.5
1998	Tyrone Butterfield (TSU)	72	1,129	15.7
2000	Alex Bannister (EKU)	71	1,122	15.8
2003	C.J. Johnson (TSU)	57	1,106	19.4
1967	Aaron Marsh (EKU)	73	1,095	15.0
2012	Quentin Sims (UTM)	86	1,092	12.7

RECEIVING YARDS (CAREER)

<u>YEAR</u>	<u>PLAYER</u>	<u>REC</u>	<u>YDS</u>	<u>YDS/REC</u>
2000-03	C.J. Johnson (TSU)	194	3,903	20.1
2008-11	Tim Benford (TTU)	217	3,104	14.3
2002-05	Andre Ralston (EKU)	165	3,095	18.8
1967-70	Harold Roberts (APSU)	232	3,005	13.0
2004-07	Larry Shipp (TTU)	195	2,950	15.1
1995-98	Rondel Menendez (EKU)	145	2,902	20.0
1975-78	Craig Rolle (TTU)	146	2,813	19.3
2004-07	Jeff Moore (SAM)	193	2,759	14.3
2001-02	Willie Ponder (SEMO)	157	2,543	16.2
1996-99	Corey Sullivan (TSU)	145	2,488	17.2
2007-10	Marcus Harris (MUR)	216	2,471	11.4
2009-pre.	Erik Lora (EIU)	209	2,462	11.8

KICKOFF RETURNS

MOST RETURNS

GAME: 11 - Ladarius Vanlier, Tennessee Tech vs. Murray State (2012)
SEASON: 52 - Terrence Holt, Austin Peay (2008)
CAREER: 191 - Terrence Holt, Austin Peay (2007-10) (*NCAA Record*)

MOST YARDS

GAME: 250 - Terrence Holt, Austin Peay vs. North Dakota State (2008)
SEASON: 1,285 - Terrence Holt, Austin Peay (2008)
CAREER: 4,683 - Terrence Holt, Austin Peay (2007-10) (*NCAA Record*)

LONGEST KICK RETURN: 100 yds. - Buford Crager, Morehead St. vs. East Tennessee (1959)
100 yds. - Dickie Fulton, Tennessee Tech vs. East Tennessee (1973)
100 yds. - Leon Brown, Eastern Kentucky vs. Austin Peay (1989)
100 yds. - Leon Brown, Eastern Kentucky vs. Western Kentucky (1992)
100 yds. - Darriel Ruffin, UT Martin vs. Murray State (1997)
100 yds. - Avion Black, Tennessee State vs. Jackson State (1999)
100 yds. - Avion Black, Tennessee State vs. Alabama A&M (1999)
100 yds. - Davin Walker, Eastern Kentucky vs. Murray State (2006)
100 yds. - Weldon Garlington, Tennessee State vs. Austin Peay (2011)

BEST KICK RETURN AVERAGE (Season): 34.2 - Avion Black, Tennessee State (1999)
KICKOFF RETURNS FOR A TOUCHDOWN (Season): 3 - Larry Shipp, Tennessee Tech (2007)

PUNT RETURNS

MOST RETURNS

GAME: 9 - Allen Coker, Western Kentucky vs. Butler (1971)
9 - Allen Coker, Western Kentucky vs. Middle Tennessee (1972)
SEASON: 55 - Tommy Houk, Murray State (1980)

MOST YARDS

GAME: 183 - Dewayne Harper, UT Martin vs. Charleston Southern (1994)
SEASON: 564 - Dewayne Harper, UT Martin (1994)

LONGEST PUNT RETURN: 100 yds. - Phil Foster, Murray State vs. Morehead State (1959)
100 yds. - Walter Powell, Murray State vs. SE Missouri (2012) (*FCS Record*)

MOST RETURNS FOR TD (GAME): 2 - Dewayne Harper, UT Martin vs. Charleston Southern (1994)
2 - Bobby Sippio, Western Ky. vs. Cumberland (1999)
2 - Frank Cutolo, Eastern Illinois vs. Ky. Wesleyan (2000)

MOST RETURNS FOR TD (SEASON): 3 - Mo Hollingsworth, Morehead State (1971)
3 - Virgil Livers, Western Kentucky (1974)

BEST PUNT RETURN AVG. (SEASON): 20.5 - Craig Agee, Jacksonville State (2004)

CAREER KICK RETURN (KICK + PUNT) YARDAGE: 5,230 - Terrence Holt, APSU (2007-10) (*NCAA Record*)
CAREER KICK RETURNS (KICK + PUNT): 241 - Terrence Holt, Austin Peay (2007-10) (*NCAA Record*)

INTERCEPTIONS

MOST INTERCEPTIONS

GAME: 4 - Jim Pickens, Western Kentucky vs. Eastern Kentucky (1948)
4 - Buddy Pfaadt, Eastern Kentucky vs. Austin Peay (1966)
4 - Bud Qualk, Murray State vs. Austin Peay (1969)
4 - Jim Hardie, Austin Peay vs. Morehead State (1970)
4 - Pat Smith, Eastern Kentucky vs. Marshall (1986)
SEASON: 12 - John Fitzpatrick, Tennessee Tech (1972)
CAREER: 22 - Robert Taylor, Tennessee Tech (1993-96)
22 - George Floyd, Eastern Kentucky (1978-81)
22 - Bill Casey, East Tennessee (1968-70)

MOST YARDS

GAME: 119 - Bobby Sippio, Western Kentucky vs. Tennessee State (2000)
SEASON: 280 - William Hampton, Murray State (1995)
CAREER: 409 - William Hampton, Murray State (1993-96)

MOST INTERCEPTIONS FOR TOUCHDOWNS

SEASON: 4 - William Hampton, Murray State (1995) (*NCAA Record*)
CAREER: 6 - William Hampton, Murray State (1993-96)

LONGEST INT. RET.: 100 yds. - Ray Oldham, Middle Tennessee vs. Chattanooga (1970)
100 yds. - George Floyd, Eastern Kentucky vs. Youngstown State (1980)
100 yds. - Eddie Calvin, Southeast Missouri vs. Southwest Baptist (2007)
100 yds. - Branden Spann, Southeast Missouri vs. Tennessee Tech (2012)

CONSECUTIVE GAMES WITH A INTERCEPTION FOR A TD: 4 - Jacksonville State (2006-07)

OTHER RECORDS

LONGEST FUMBLE RETURN: 99 yds. - Ray Neal, Middle Tennessee vs. Muskingum (1964)
MOST DEFENSIVE TOUCHDOWNS - SEASON (PLAYER): 5 - Dontrell Miller, UT Martin (2008) (*NCAA Record*)
MOST FUMBLE RETURNS FOR TOUCHDOWN - SEASON (TEAM): 6 - UT Martin (2008) (*NCAA Record*)
TOTAL TACKLES - SEASON: 221 - Brad Reese, Akron (1980)

LONGEST OVERALL WIN STREAK (ALL GAMES): 18 - Eastern Kentucky (1982-83)
LONGEST OVERALL LOSING STREAK (ALL GAMES): 27 - Morehead State (1952-55)
LONGEST OVERALL WIN STREAK (OVC GAMES): 22 - Eastern Kentucky (1980-83)
LONGEST OVERALL LOSING STREAK (OVC GAMES): 43 - UT Martin (1996-2003)

SCORING (SEASON)

<u>YEAR</u>	<u>PLAYER</u>	<u>POINTS</u>
1988	Elroy Harris (Eastern Kentucky)	128
2001	J.R. Taylor (Eastern Illinois)	120
1995	Derrick Cullors (Murray State)	120
2010	Henry Harris (Southeast Missouri)	114
2004	Oscar Bonds (Jacksonville State)	114
1967	Dickie Moore (Western Kentucky)	114
1996	Rob Hart (Murray State)	112
2002	J.R. Taylor (Eastern Illinois)	112
1995	William Murrell (Eastern Kentucky)	108
1992	Markus Thomas (Eastern Kentucky)	108
1993	Kippy Bayless (Middle Tenn.)	104
1981	Paris Wicks (Youngstown State)	104
2012	Matt Denham (Eastern Kentucky)	104

SCORING (CAREER)

<u>YEAR</u>	<u>PLAYER</u>	<u>POINTS</u>
1989-92	Markus Thomas (Eastern Kentucky)	322
2004-08	Gavin Hallford (Jacksonville State)	311
1999-02	J.R. Taylor (Eastern Illinois)	310
2004-07	Don Chapman (UT Martin)	296
2008-11	Kienan Cullen (Murray State)	295
1985-88	Elroy Harris (Eastern Kentucky)	288
1991-94	Garth Petrilli (Middle Tennessee)	280
2001-04	Charles Anthony (Tennessee State)	276
1988-91	Joe Campbell (Middle Tennessee)	272
2005-08	Javarris Williams (Tennessee State)	264
1984-87	Paul Hickert (Murray State)	263
2001-04	Derek Kutz (Southeast Missouri)	262



Austin Peay's Terrence Holt finished his career as the NCAA all-time leader (all divisions) in kickoff returns (191) and kickoff yards (4,683). He is also the only player with four 1,000+ yard kick return seasons.

OVC RECORD BOOK - TEAM

SINGLE GAME

Most Points:	97 - UT Martin vs. Bethel (1995)
Most Points in an OVC Game:	76 - Tennessee State vs. UT Martin (1998) 76 - UT Martin vs. Murray State (2007)
Most Combined Pts. in OVC Game:	125 - UT Martin (66) vs. Murray State (59) (2012)
Most Points in a Half:	49 - Eastern Kentucky vs. Tennessee Tech (1981) 49 - UT Martin vs. Murray State (2007) 49 - Murray State vs. Tennessee Tech (2012)
Most Touchdowns:	14 - UT Martin vs. Bethel (1995)
Most PAT Kicks:	13 - UT Martin vs. Bethel (1995)
Most 2-Pt. Conversions:	3 - Middle Tennessee vs. UT Martin (1967) 3 - Eastern Kentucky vs. Northwood (1968) 3 - Tennessee Tech vs. UT Martin (1980)
Most Touchdowns Rushing:	9 - UT Martin vs. Bethel (1995)
Most Touchdowns Passing:	8 - Murray State vs. Tennessee State (2011) 8 - Murray State vs. UT Martin (2012)
Most First Downs:	40 - Murray State vs. UT Martin (2012)
Most First Downs Rushing:	29 - Austin Peay vs. Kentucky Wesleyan (1994)
Most First Downs Passing:	30 - Murray State vs. Tennessee State (2011) 30 - Murray State vs. UT Martin (2012)
Most Plays:	110 - Murray State vs. Eastern Illinois (2012)
Most Combined Plays:	210 - Murray State (110) vs. Eastern Illinois (100) (2012)
Most Total Yards:	821 - UT Martin vs. Murray State (2007)
Most Combined Total Yards:	1,423 - Murray State (816) vs. Missouri State (607) (2010)
Most Yards Rushing:	674 - Austin Peay vs. Kentucky Wesleyan (1994)
Fewest Yards Rushing:	-88 - Morehead State vs. Austin Peay (1983)
Most Rushing Attempts:	83 - Tennessee Tech vs. Morningside (1972) 83 - Eastern Kentucky vs. Morehead State (1989)
Fewest Rushing Attempts:	5 - UT Martin vs. Eastern Kentucky (1995)
Best Rushing Average:	10.6 - UT Martin vs. Murray State (2007)
Most Yards Passing:	630 - Murray State vs. Tennessee State (2011)
Most Passes Attempted:	73 - Murray State vs. Tennessee State (2011)
Most Passes Completed:	48 - Murray State vs. Tennessee State (2011)
Best Completion Percentage:	.957 (22-of-23) - Murray State vs. UT Martin (1993)
Most 2-Pt. Conv. Pass Comp.:	3 - Middle Tennessee vs. UT Martin (1967) 3 - Tennessee Tech vs. UT Martin (1980)
Most Field Goals Kicked:	7 - Tennessee Tech vs. Chattanooga (1989)
Most Safeties Scored:	2 - Austin Peay vs. Middle Tennessee (1968) 2 - Tennessee Tech vs. Murray State (1993) 2 - Middle Tennessee vs. Tennessee State (1996) 2 - Murray State vs. Kentucky Wesleyan (2009)
Most Kickoffs:	14 - UT Martin vs. Bethel (1995) 14 - UT Martin vs. Concordia (2008)
Most Kickoffs Returned:	12 - Murray State vs. UT Martin (2007)
Most Kickoff Return Yards:	325 - Tennessee State vs. Jackson State (1999)
Most Punts:	14 - Austin Peay vs. Tennessee Tech (1971) 14 - UT Martin vs. Eastern Kentucky (1993)
Best Punting Average:	55.7 - Southeast Missouri vs. Eastern Illinois (2003)
Most Punt Return Yards:	183 - UT Martin vs. Charleston Southern (1994)
Most Interceptions:	7 - Western Kentucky vs. Morehead State (1965) 7 - East Tennessee vs. Austin Peay (1971) 7 - Tennessee Tech vs. Middle Tennessee (1981) 7 - Middle Tennessee vs. Akron (1985)
Most Interception Return Yds.:	189 - Tennessee Tech vs. Tennessee State (2003)
Most Fumbles:	14 - Middle Tennessee vs. Murray State (1976)
Most Fumbles Lost:	9 - Middle Tennessee vs. Murray State (1976)
Most Fumbles Recovered:	9 - Murray State vs. Middle Tennessee (1976)
Most Yards Penalized:	201 - Eastern Kentucky vs. Morehead State (1988)
Fewest Total Yds. Allowed:	10 - Morehead State vs. Morgan State (1990)
Fewest Rush Yds. Allowed:	-88 - Austin Peay vs. Morehead State (1983)
Fewest Passing Yds. Allowed:	-3 - Western Kentucky vs. Austin Peay (1973)



Tennessee State running back Charles Anthony is the only player in OVC history to record back-to-back 1,700-yard rushing seasons. He ranks as the league's second all-time rushing leader (5,057 yards) and holds the Conference record for rushing touchdowns with 55.



During his career at Southeast Missouri (2008-11) quarterback Matt Scheible became the first player in OVC history to pass for 4,000 or more yards (4,841) and rush for 2,000 or more yards (2,595) in a career. His 7,436 yards of total offense ranks in the Top 10 in league history.

SEASON

Most Points Scored:	448 - UT Martin (2008)	Fewest Interceptions Thrown:	0 - Western Kentucky (2000)
Fewest Points Scored:	20 - Morehead State (1953)	Most Interceptions Thrown:	35 - Austin Peay (1969)
Most Touchdowns Scored:	61 - Eastern Illinois (2002)	Consecutive Passes Without INT:	218 - Eastern Illinois (2007)
Most PAT's Kicked:	56 - Murray State (1995)		
Most Points Scored Kicking:	112 - Murray State (1996)	Most Kickoffs Returned:	85 - Morehead State (1994)
Most Field Goals Kicked:	22 - Murray State (1996)	Most Kickoff Return Yards:	1,586 - Tennessee Tech (2007)
	22 - Jacksonville State (2007)	Most Punts:	96 - Morehead State (1982)
Most Safeties Scored:	4 - Middle Tennessee (1965)	Best Punting Average:	45.1 - Tennessee State (1990)
Most Touchdowns Rushing:	42 - Middle Tennessee (1959)	Most Punts Returned:	60 - Western Kentucky (1974)
Most Touchdowns Passing:	34 - Eastern Illinois (2002)	Most Punt Return Yards:	633 - Eastern Kentucky (1967)
	34 - Southeast Missouri (2002)		
	34 - Eastern Illinois (2012)	Most Fumbles Lost:	36 - Middle Tennessee (1976)
Most First Downs:	304 - Eastern Illinois (2012)	Most Penalties:	143 - Tennessee State (1998)
Most First Downs Rushing:	172 - Southeast Missouri (2010)	Most Penalty Yards:	1,345 - Tennessee State (1999)
Most First Downs Passing:	191 - Murray State (2012)	Fewest Yards Penalized:	250 - Middle Tennessee (1954)
Most Plays:	1,011 - Eastern Illinois (2012)	Fewest Points Allowed:	40 - Middle Tennessee (1957)
Most Total Yards:	5,651 - Eastern Illinois (2012)	Most Points Allowed:	556 - Morehead State (1994)
Most Total Yards Per Game:	484.4 - Murray State (2012)		
Most Yards Rushing:	3,333 - Eastern Kentucky (1988)	Fewest First Downs Allowed:	84 - Middle Tennessee (1957)
Most Rushing Attempts:	722 - Tennessee Tech (1972)	Fewest Total Yards Allowed:	1,511 - Western Kentucky (1971)
Best Rushing Average:	311.4 - Middle Tennessee (1959)	Fewest Rushing Yds Allowed:	485 - Western Kentucky (1963)
Most Yards Passing:	4,019 - Murray State (2012)	Fewest Passing Yds Allowed:	365 - Western Kentucky (1960)
Most Passes Attempted:	554 - Eastern Illinois (2012)	Fewest TD Passes Allowed:	1 - Middle Tennessee (1957)
Most Passes Completed:	370 - Murray State (2012)		1 - Tennessee Tech (1972)
Best Passing Yards Average:	348.9 - Murray State (2012)		1 - Middle Tennessee (1990)
Best Completion Percentage:	69.4 - Murray State (2012)		
		Most Interceptions:	34 - East Tennessee (1969)
		Most Fumbles Recovered:	40 - Murray State (1976)
		Most Punts Blocked:	9 - Middle Tennessee (1988)



EIU's Erik Lora had one of the greatest seasons for a wide receiver in NCAA history in 2012. He set the all-time FCS record for receptions in a season (136) and also racked up 1,664 receiving yards, which set a new OVC record and ranked fifth in NCAA history.



Murray State kicker Rob Hart set OVC records for field goals in a season (22) and points scored in a season (112) in 1996. The barefooted kicker earned first-team All-OVC honors in 1996 and 1997.

YEAR-BY-YEAR STATISTICAL LEADERS

RUSHING						PASSING						
YEAR	PLAYER	ATT	YDS	Y/RUSH	Y/GAME	YEAR	PLAYER	ATT	COMP	INT	YDS	TD'S
1948	Winnie Dill, MUR	89	602	6.7	-	1948	Not available	-	-	-	-	-
1949	Winnie Dill, MUR	114	463	4.1	-	1949	Not available	-	-	-	-	-
1950	Phil Foster, MUR	71	519	7.0	-	1950	Charles Porter, MOR	219	145	9	2345	20
1951	Gene McFadden, WKU	110	568	5.3	-	1951	Jimmy Feix, WKU	181	86	12	1189	8
1952	Gene McFadden, WKU	108	601	5.6	-	1952	Jimmy Feix, WKU	176	111	8	1581	15
1953	Bobby Young, MTSU	186	1082	5.8	-	1953	Whitey Sanders, WKU	76	43	5	540	4
1954	Don Daly, ECU	110	699	6.3	-	1954	Jerry Nassand, WKU	126	60	8	805	5
1955	Carl Walker, MUR	89	667	7.4	-	1955	Francis Reynolds, MTSU	94	39	8	757	8
1956	Tillman Harris, MTSU	80	571	7.1	-	1956	Carrol Van Hooser, WKU	101	41	8	528	1
1957	Moe Wright, TTU	104	684	6.6	-	1957	Bobby Hallum, MTSU	66	36	5	551	11
1958	Bucky Pitts, MTSU	104	639	6.0	-	1958	Denny Wedge, WKU	76	25	9	420	4
1959	W.J. Schumaker, TTU	131	874	6.7	-	1959	Gordon Mason, TTU	117	53	10	903	6
1960	Ronnie Quillen, ETSU	143	728	5.0	-	1960	Gordon Mason, TTU	128	62	8	878	2
1961	Phil Morgan, ETSU	105	708	6.7	70.8	1961	Jim Baker, ETSU	111	64	12	859	7
1962	Tommy Glover, MUR	138	599	4.3	59.9	1962	Tony Fioravanti, MTSU	159	83	9	1055	9
1963	Ron Reeves, TTU	149	555	3.7	55.5	1963	Teddy Morris, MTSU	139	87	7	1325	12
1964	Tommy Glover, MUR	145	697	4.8	69.7	1964	Teddy Morris, MTSU	156	84	9	999	7
1965	Dickie Moore, WKU	203	1055	5.2	105.5	1965	Teddy Morris, MTSU	211	108	12	1749	16
1966	John Ogles, APSU	247	1054	4.3	105.4	1966	Jim Guice, ECU	226	117	12	1468	14
1967	Dickie Moore, WKU	208	1444	6.9	160.4	1967	Larry Tillman, MUR	380	190	17	2291	18
1968	Larry Schreiber, TTU	286	1251	4.4	125.1	1968	Larry Tillman, MUR	307	162	17	2206	25
1969	Larry Schreiber, TTU	271	1522	5.6	152.2	1969	Matt Haug, MUR	311	161	29	2327	19
1970	Jim Brooks, ECU	248	913	5.3	91.3	1970	Larry Graham, ETSU	243	135	11	1701	10
1971	Rick Fisher, MUR	224	1078	4.7	107.8	1971	Rich McGlothlin, ETSU	233	101	14	1338	4
1972	George Greenfield, MUR	251	1155	4.6	115.5	1972	Alan Chadwick, ETSU	220	105	18	1176	11
1973	Don Clayton, MUR	242	1403	5.8	140.3	1973	Alan Chadwick, ETSU	320	185	15	2173	9
1974	Everett Talbert, ECU	262	1478	5.6	147.8	1974	Dennis Tomek, WKU	156	70	12	1017	9
1975	Mike Moore, MTSU	212	1247	5.6	113.4	1975	Mike Hobbie, MUR	260	118	21	1329	5
1976	Mike Moore, MTSU	249	1188	4.8	108.0	1976	Phil Simms, MOR	241	115	12	1375	5
1977	Mike Moore, MTSU	296	1015	3.4	92.3	1977	Phil Simms, MOR	367	134	13	2041	15
1978	Danny Johnson, MUR	253	1217	4.8	110.6	1978	John Hall, WKU	209	106	10	1439	12
1979	Bernard McIntosh, MOR	124	745	6.0	74.5	1979	John Hall, WKU	215	108	13	1418	10
1980	Dennis Brumfield, AKR	254	1000	3.9	90.9	1980	Gino Gibbs, MUR	175	79	5	1243	10
1981	Paris Wicks, YSU	245	1363	5.7	123.9	1981	Ralph Antone, WKU	191	101	11	1356	8
1982	Paris Wicks, YSU	282	1392	4.9	126.5	1982	Tuck Woolum, ECU	208	111	11	1544	11
1983	James Black, AKR	351	1568	4.5	142.5	1983	Mickey Corwin, MTSU	202	117	10	1658	14
1984	Vince Hall, MTSU	260	1439	5.5	130.8	1984	Mike Hanlin, MOR	316	167	12	1897	20
1985	Mike Clark, AKR	301	1299	4.3	118.1	1985	Adrian Breen, MOR	232	114	13	1373	6
1986	Mike Clark, AKR	245	1786	7.3	162.4	1986	Adrian Breen, MOR	347	202	9	2301	16
1987	Elroy Harris, ECU	192	1152	6.0	115.2	1987	Michael Proctor, MUR	287	152	11	2375	12
1988	Elroy Harris, ECU	277	1543	5.6	154.3	1988	Michael Proctor, MUR	277	132	7	1987	9
1989	Markus Thomas, ECU	232	1620	7.0	147.3	1989	Michael Proctor, MUR	375	192	16	2812	22
1990	Joe Campbell, MTSU	151	1136	7.5	113.6	1990	Chris Swartz, MOR	354	210	12	2548	20
1991	Markus Thomas, ECU	178	1353	7.6	123.0	1991	James Wade, TSU	243	132	11	2020	15
1992	Kelvin Anderson, SEMO	205	1371	6.7	137.1	1992	James Wade, TSU	308	163	12	2541	10
1993	Leon Brown, ECU	144	1046	7.3	116.2	1993	Mike Jones, TTU	271	148	9	2000	18
1994	Kippy Bayless, MTSU	268	1346	5.0	122.4	1994	Kelly Holcomb, MTSU	244	146	9	2154	15
1995	Derrick Cullors, MUR	269	1765	6.6	160.5	1995	Jeff McCrone, UTM	394	241	17	2519	17
1996	William Murrell, ECU	192	1115	5.8	101.4	1996	Mike Cherry, MUR	301	170	14	2406	18
1997	Anthony Downs, MUR	210	1011	4.8	101.1	1997	Jonathan Quinn, MTSU	293	167	10	2209	16
1998	Torin Kirtsey, MTSU	154	774	5.0	96.8	1998	Leon Murray, TSU	353	183	12	3002	22
1999	Rod Smart, WKU	188	1249	6.6	113.6	1999	Justin Fuente, MUR	400	240	9	3497	27
2000	Travis Rogers, TTU	137	809	5.9	89.9	2000	Stewart Childress, MUR	392	230	10	2928	20
2001	C.J. Hudson, ECU	217	1221	5.6	135.7	2001	Shannon Harris, TSU	382	211	6	3008	26
2002	J.R. Taylor, EIU	254	1522	6.0	126.8	2002	Tony Romo, EIU	407	258	16	3165	34
2003	Charles Anthony, TSU	322	1708	5.3	142.3	2003	Ray Nelson, SAM	408	242	9	2759	23
2004	Charles Anthony, TSU	306	1739	5.7	158.1	2004	Andrew Goodenough, SEMO	466	279	15	2820	16
2005	Don Chapman, UTM	302	1396	4.6	126.9	2005	Josh Greco, ECU	387	222	19	2861	25
2006	Don Chapman, UTM	269	1412	5.2	128.4	2006	Lee Sweeney, TTU	356	189	17	2292	17
2007	Chris Fletcher, APSU	251	1343	5.4	122.1	2007	Jeff Ehrhardt, MUR	393	236	12	2567	21
2008	Javarris Williams, TSU	207	1037	5.0	103.7	2008	Cade Thompson, UTM	328	190	14	2680	24
2009	Ryan White, APSU	230	1081	4.7	98.3	2009	Cade Thompson, UTM	339	207	15	2546	16
2010	Henry Harris, SEMO	305	1735	5.7	144.6	2010	Derek Carr, UTM	328	191	12	2543	13
2011	Matt Denham, ECU	254	1570	6.2	130.8	2011	Casey Brockman, MUR	477	316	9	3276	25
2012	Trabis Ward, TSU	309	1422	4.6	129.3	2012	Jimmy Garoppolo, EIU	540	331	15	3823	31

YEAR-BY-YEAR STATISTICAL LEADERS

TOTAL OFFENSE							RECEPTIONS				
YEAR	NAME	PLAYS	RUSH	PASS	TOTAL	YDS/GM	YEAR	PLAYER	REC.	YDS.	TD'S
1948	Winnie Dill, MUR	-	602	41	643	-	1948	Not Available	-	-	-
1949	Winnie Dill, MUR	114	463	0	463	-	1949	Not Available	-	-	-
1950	Charles Porter, MOR	-	437	2345	2782	-	1950	Corky Kirtley, MOR	36	412	10
1951	Jimmy Feix, WKU	201	9	1189	1198	-	1951	Gene McFadden, WKU	16	150	1
1952	Jimmy Feix, WKU	196	-35	1581	1546	-	1952	Bill Ploumis, WKU	34	405	4
1953	Bobby Young, MTSU	201	1082	83	1165	-	1953	Bill Ploumis, WKU	17	189	3
1954	Jerry Nassano, WKU	-	109	804	913	-	1954	Don Heine, MUR	20	376	0
1955	Francis Reynolds, MTSU	129	11	757	768	-	1955	Don Heine, MUR	24	300	1
1956	Bill Robinson, TTU	-	348	452	800	-	1956	Don Heine, MUR	16	272	1
1957	Bobby Hallum, MTSU	184	460	551	1011	-	1957	Joe Cunningham, WKU	13	168	0
1958	Bobby Hallum, MTSU	170	373	301	674	-	1958	Bucky Pitts, MTSU	13	152	3
1959	Gordon Mason, TTU	207	195	903	1098	-	1959	Tommy Hackler, TTU	30	522	2
1960	Henry Schutte, MOR	176	225	724	949	-	1960	Tommy Hackler, TTU	37	508	1
1961	Jim Baker, ETSU	203	406	736	1142	114.2	1961	George Dykes, MTSU	24	647	7
1962	Jim Baker, ETSU	188	350	898	1248	124.8	1962	Gary Foltz, MUR	25	353	4
1963	Jim Baker, ETSU	213	366	1149	1515	168.3	1963	Bobby Haile, TTU	32	436	0
1964	Charlie Forrest, MUR	236	590	975	1565	156.5	1964	Jimbo Pearson, MTSU	38	394	1
1965	Teddy Morris, MTSU	300	184	1749	1933	193.3	1965	Jerry Smith, MTSU	53	809	8
1966	Carl Williams, APSU	276	367	1103	1470	147.0	1966	Aaron Marsh, ECU	52	870	11
1967	Larry Tillman, MUR	464	35	2291	2326	232.6	1967	Harvey Tanner, MUR	88	1019	3
1968	Larry Tillman, MUR	373	7	2206	2213	221.3	1968	Harold Roberts, APSU	63	990	8
1969	Matt Haug, MUR	363	-139	2327	2188	218.7	1969	Harold Roberts, APSU	67	869	9
1970	Larry Graham, ETSU	352	59	1701	1760	176.0	1970	Harold Roberts, APSU	46	474	3
1971	Dave Schaetzke, MOR	275	226	1127	1353	135.3	1971	John High, MOR	49	571	4
1972	Alan Chadwick, ETSU	276	163	1176	1339	133.9	1972	Ron Hillman, ETSU	36	427	3
1973	Alan Chadwick, ETSU	379	124	2173	2297	208.8	1973	Porter Williams, WKU	45	849	10
1974	Everett Talbert, ECU	262	1478	0	1478	147.8	1974	Dave Maley, WKU	39	618	2
1975	Mike Moore, MTSU	212	1247	0	1247	113.4	1975	Elmo Boyd, ECU	29	647	6
1976	Ernie House, ECU	274	133	1336	1471	133.7	1976	Craig Rolle, TTU	38	990	7
1977	Phil Simms, MOR	363	-27	2041	2014	201.4	1977	Jim Nelson, ECU	40	741	7
1978	John Hall, WKU	263	12	1439	1451	145.1	1978	Craig Rolle, TTU	53	878	6
1979	Brown Sanford, MTSU	308	-88	1474	1386	138.6	1979	Eddie Preston, WKU	39	739	6
1980	Sonny Defilippis, APSU	432	581	1618	2199	199.9	1980	Steve Puthoff, APSU	43	912	3
1981	Gino Gibbs, MUR	367	563	1310	1873	170.3	1981	John Newby, WKU	48	736	3
1982	Tuck Woolum, ECU	264	54	1544	1598	159.8	1982	Steve Bird, ECU	47	803	8
1983	Mickey Corwin, MTSU	262	63	1658	1721	172.1	1983	Mark Ledford, MOR	74	948	2
1984	Kevin Sisk, MUR	338	277	1524	1801	200.1	1984	Todd Short, MOR	62	633	9
1985	Marvin Collier, MTSU	262	594	1171	1765	160.5	1985	Rick Shepas, YSU	61	959	3
1986	Trenton Lykes, YSU	418	198	2188	2386	216.9	1986	Rick Shepas, YSU	54	821	2
1987	Michael Proctor, MUR	359	197	2375	2572	233.8	1987	Maury Bibent, YSU	48	625	4
1988	Michael Proctor, MUR	436	515	1987	2502	250.2	1988	Jerome Williams, MOR	47	367	4
1989	Michael Proctor, MUR	523	451	2812	3263	296.6	1989	Jerome Williams, MOR	61	566	1
1990	Chris Swartz, MOR	380	-109	2548	2439	221.7	1990	Dave Pingue, MOR	58	836	7
1991	James Wade, TSU	296	-110	2020	1910	212.2	1991	Darrell Philon, SEMO	60	815	4
1992	James Wade, TSU	424	60	2541	2601	236.5	1992	Glenn Krupa, SEMO	77	773	4
1993	Daryl Williams, TSU	338	319	1813	2132	213.2	1993	Lawrence Segree, TSU	65	870	5
1994	Kelly Holcomb, MTSU	312	97	2154	2251	204.6	1994	Clarence Jones, TSU	54	752	7
1995	Jeff McCrone, UTM	428	-49	2519	2470	224.5		Lawrence Segree, TSU	54	707	7
1996	Mike Cherry, MUR	348	-97	2406	2309	209.9	1995	Nikki Jackson, UTM	63	425	0
1997	Jonathan Quinn, MTSU	359	170	2209	2379	237.9	1996	Juan Hall, TSU	72	1021	5
1998	Leon Murray, TSU	411	54	3002	3056	277.8	1997	Tyrone Butterfield, TSU	59	1053	7
1999	Justin Fuente, MUR	436	-90	3497	3407	309.7	1998	Tyrone Butterfield, TSU	72	1129	11
2000	Stewart Childress, MUR	441	-43	2928	2885	262.3	1999	Joe Perez, MUR	64	920	6
2001	Shannon Harris, TSU	445	129	3008	3137	285.2	2000	Alex Bannister, ECU	71	1122	12
2002	Tony Romo, EIU	442	-16	3165	3149	262.4	2001	Wille Ponder, SEMO	70	1090	11
2003	Ray Nelson, SAM	523	381	2759	3140	285.5	2002	Wille Ponder, SEMO	87	1453	15
2004	Ray Nelson, SAM	627	799	2807	3606	327.8	2003	Efrem Hill, SAM	92	1387	15
2005	Josh Greco, ECU	474	183	2861	3044	276.7	2004	Efrem Hill, SAM	71	984	10
2006	Lee Sweeney, TTU	400	-25	2292	2267	206.1	2005	Andre Ralston, ECU	62	1150	8
2007	Jeff Ehrhardt, MUR	539	375	2567	2942	267.5	2006	Larry Shipp, TTU	51	799	8
2008	Antonio Heffner, TSU	365	503	2239	2742	249.3	2007	Jeff Moore, SAM	61	996	6
2009	Ryan Perrilloux, JSU	334	443	2350	2793	279.3	2008	Tim Benford, TTU	68	782	10
2010	Casey Brockman, MUR	399	292	2442	2734	303.8	2009	Garnett Phelps, ECU	58	752	3
2011	Casey Brockman, MUR	568	211	3276	3487	317.0	2010	Marcus Harris, MUR	84	1057	9
2012	Casey Brockman, MUR	619	73	3729	3802	345.6	2011	Tim Benford, TTU	65	923	5
							2012	Erik Lora, EIU	136*	1664	12

**All-Time NCAA Record*

YEAR-BY-YEAR STATISTICAL LEADERS

SCORING

YEAR	PLAYER	TD	PAT	FG	PTS
1948	Joe Bronson, MUR	7	-	-	42
1949	Winnie Dill, MUR	5	-	-	30
1950	Phil Foster, MUR	7	-	-	42
1952	Max Stevens, WKU	12	-	-	72
1953	Bobby Young, MTSU	9	17	-	71
1954	Carl Walker, MUR	6	1	-	37
1955	Carl Walker, MUR	9	-	-	54
1956	Dave Bottos, MUR	8	1	-	49
1957	Bobby Hallum, MTSU	8	5	1	56
1958	Bobby Hallum, MTSU	7	2	-	44
1959	W.J. Schumaker, TTU	10	-	-	60
1960	Ronnie Quillen, ETSU	7	-	-	42
1961	George Dykes, MTSU	7	1	-	44
1962	Jim Baker, ETSU	7	17	4	71
1963	Sharon Miller, WKU	10	-	-	60
1964	Jim Burt, WKU	10	-	-	60
1965	Ronnie Parson, APSU	6	23	4	71
1966	Tommy Gray, MOR	14	-	-	84
1967	Dickie Moore, WKU	19	-	-	114
1968	Bill Hess, MUR	13	-	-	78
1969	Larry Schreiber, TTU	13	-	-	78
1970	Jim Brooks, ECU	11	-	-	66
1971	Jim Brooks, EK	9	-	-	54
1972	Butch Gentry, TTU	-	27	11	60
1973	Clarence Jackson, WKU	16	-	-	96
1974	Everett Talbert, ECU	11	-	-	66
1975	Murray Cunningham, TTU	-	25	14	67
1976	Mike Moore, MTSU	9	-	-	54
1977	Wayne Anderson, TTU	-	42	5	57
1978	Dale Patton, ECU	15	-	-	90
1979	Lindsey Hudspeth, MUR	9	-	-	54
1980	Troy Snardon, WKU	12	-	-	72
1981	Paris Wicks, YSU	17	1	-	104
1982	Paul McFadden, YSU	-	21	17	72
1983	Willie Cannon, MUR	11	-	-	66
1984	Kelly Potter, MTSU	-	32	14	74
1985	Elroy Harris, ECU	14	2	-	88
1986	Dale Dawson, ECU	-	33	18	87
1987	Paul Hickert, MUR	-	30	19	87
1988	Elroy Harris, ECU	21	1	-	128
1989	Markus Thomas, ECU	15	1	-	92
1990	Joe Campbell, MTSU	14	-	-	86
1991	Tim Lester, ECU	14	-	-	84
1992	Markus Thomas, ECU	18	-	-	108
1993	Kippy Bayless, MTSU	17	1	-	104
1994	Kippy Bayless, MTSU	15	-	-	90
1995	Derrick Cullors, MUR	20	-	-	120
1996	Rob Hart, MUR	-	46	22	112
1997	Anthony Downs, MUR	12	-	-	72
1998	Corey Williams, SEMO	12	-	-	72
	Rondel Menendez, ECU	12	-	-	72
1999	Terrence Tillman, MUR	14	-	-	84
2000	Peter Martinez, WKU	-	44	15	89
2001	J.R. Taylor, EIU	20	-	-	120
2002	J.R. Taylor, EIU	18	-	-	112
2003	Charles Anthony, TSU	15	2	-	92
2004	Oscar Bonds, JSU	19	-	-	114
2005	Don Chapman, UTM	16	-	-	96
2006	Clay Green, JSU	16	-	-	96
2007	Gavin Hallford, JSU	-	33	22	99
2008	Javarris Williams, TSU	16	-	-	96
2009	Terrence Holt, APSU	15	-	-	90
2010	Henry Harris, SEMO	19	-	-	114
2011	Dontey Gay, TTU	15	-	-	90
2012	Matt Denham, ECU	17	-	-	104

PUNTING

YEAR	PLAYER	NO.	AVG.
1948	Ralph McClain, MUR	33	35.5
1949	Allen Butcher, MUR	43	32.0
1950	Bob Vaughn, MUR	52	37.3
1951	John Gill, WKU	35	32.3
1952	Glin Jeffrey, MUR	19	37.4
1953	Bobby Young	24	40.3
1954	Jack Van Hooser, TTU	18	31.6
1955	Jere Stripling, MUR	24	36.8
1956	Tom Schulte, ECU	14	40.1
1957	Bobby Tillman, MTSU	17	40.5
1958	Dave Bishop, ECU	38	41.7
1959	Denny Wedge, WKU	23	38.2
1960	Mike Brown, MOR	38	39.5
1961	Gene Stuber, ECU	35	39.2
1962	Mike Brown, MOR	42	39.3
1963	Dave Lobo, ECU	38	40.2
1964	Fred Malins, ECU	46	40.2
1965	Fred Malins, ECU	48	42.2
1966	Bob Plotts, ECU	55	38.8
1967	Billy Walker, MTSU	33	40.1
1968	Ron Taylor, MTSU	58	41.9
1969	Bill Marston, MOR	69	39.3
1970	Chuck Cantrell, MUR	67	40.7
1971	Mike Shawen, MTSU	74	38.5
1972	Chuck Cantrell, MUR	61	40.3
1973	Charlie Johnson, WKU	40	42.2
1974	Mike Shawen, MTSU	62	43.9
1975	Walt Herod, WKU	58	42.4
1976	Don Rardin, MOR	59	42.8
1977	Randy Saunders, MTSU	53	40.6
1978	Steve Davis, TTU	62	40.5
1979	Steve Davis, TTU	79	42.5
1980	Ray Farmer, WKU	62	42.4
1981	John Christopher, MOR	76	43.7
1982	John Christopher, MOR	93	43.9
1983	Nick Xides, YSU	58	40.0
1984	Nick Xides, YSU	77	41.5
1985	Greg Burke, MOR	49	43.1
1986	Greg Burke, MOR	68	44.1
1987	Tracy Graham, TTU	54	40.2
1988	Jeff Buffalo, APSU	48	38.9
1989	Tracy Graham, TTU	54	40.2
1990	Colin Godfrey, TSU	57	45.9
1991	Colin Godfrey, TSU	63	41.4
1992	Colin Godfrey, TSU	54	42.2
1993	Tim McNamee, ECU	59	40.7
1994	Brandon Thomas, MTSU	32	40.6
1995	Marc Collins, ECU	43	42.7
1996	Shawn Denzer, EIU	38	41.1
1997	Justin Terrill, SEMO	72	43.5
1998	Andy Dorsey, TTU	65	41.9
1999	Brian Bivens, MUR	43	44.8
2000	Jason Witczak, SEMO	47	41.1
2001	Bill Besenhofer, EIU	36	38.2
2002	Brian Bivens, MUR	56	40.3
2003	Richie Rhodes, JSU	67	41.2
2004	David Simonhoff, SEMO	69	46.0
2005	David Simonhoff, SEMO	63	42.8
2006	David Simonhoff, SEMO	59	44.8
2007	Kevin Cook, EIU	36	44.6
2008	Doug Spada, SEMO	47	44.7
2009	Kevin Cook, EIU	50	42.0
2010	Jordan Berry, ECU	54	42.9
2011	Joe Vucic, SEMO	44	41.1
2012	Chad Zinchini, TTU	65	44.8

ALL-TIME OVC PLAYERS OF THE WEEK

1978		O13	Mark Willoughby, EKU	N1	Glenn Jones, MUR	S10	Fred Harvey, EKU
Offensive		O20	Dan Gooch, MOR	N8	Dennis Mix, MTSU	S17	Steve Rrafac, AKR
S11	Milton Jenkins, TTU	O27	Kent Pettyjohn, TTU	N15	Donald White, MUR	S24	Dan Coleman, MUR
S18	Jimmy Woods, WKU	N3	Lamnot Meacham, WKU	Rookie		O1	Robert Frazier, MTSU
S25	Bill Hughes, EKU	N10	Brett Williams, APSU	S7	Tony Moore, MUR	O8	Randy Carr, MTSU
	Cecil Fore, TTU	N17	Dan Gooch, MOR	S14	Pat Wilson, APSU	O15	Steve Rafac, AKR
O2	Phil Simms, MOR	N24	David Hill, EKU	S21	Brent Fisher, TTU	O22	Ralph Robinson, MUR
O9	Dale Patton, EKU	Rookie		S27	None Selected		Ron Shegog, APSU
	Mike Dickens, MUR	S7	Paul Gray, WKU	O4	Fred Motes, APSU	N5	Woody Clark, MUR
O16	Bill Hughes, EKU	S15	None Selected	O11	Fred Motes, APSU	N12	Randy Carr, MTSU
O23	None Selected	S22	Marvin McClennon, TTU	O18	Kevin aker, MTSU	N19	Pat Toler, YSU
O30	Steve Brewer, APSU	S29	Lenn Duff, MOR	O25	Kevin Baker, MTSU	Offensive Lineman	
	John Hall, WKU	O6	Marvin McClennon, TTU	N1	Roger Cleveland, MOR	S4	Billy Poe, MOR
N6	Steve Brewer, APSU	O13	Jamie Lovett, EKU	N8	Kevin Baker, MTSU	S10	None Selected
N13	Jimmy Maynard, TTU	O20	David Hill, EKU		Roger Cleveland, MOR	S17	Charlie Wiles, MUR
N20	Jimmy Maynard, TTU	O27	Jeff Lancaster, MUR	N15	Kaelin Byrd, APSU	S24	Jeff Ulmer, MUR
Defensive		N3	Floyd Jones, APSU			O1	Rick Brito, MTSU
S11	Russell Brown, APSU	N10	None Selected	1983			Joe Spadafino, EKU
S18	Reginald Hayden, WKU	N17	Marvin McClennon, TTU	Offensive		O8	Colby Schreckengost, MUR
	Stanley Wright, MTSU	N24	None Selected	S6	Mickey Corwin, MTSU	O15	Chris Sullivan, EKU
S25	Charles DeLacey, WKU	1981		S12	Jamie Lovett, EKU		Phil Cowan, MTSU
O2	Tony Towns, WKU	Offensive		S19	Jamie DeVore, YSU	O22	Billy Poe, MOR
O9	Rodney Jefferson, MOR	S8	Gino Gibbs, MUR	S26	Mickey Corwin, MTSU	N5	Rick Brito, MTSU
O16	Reginald Hayden, WKU	S14	Terence Thompson, EKU	O3	Vince Hall, MTSU	N12	Keith Bosley, EKU
O23	None Selected	S21	Nick Nance, MUR	O10	Willie Cannon, MUR	N19	Chris Sullivan, EKU
O30	Stan Wright, MTSU	S28	Terence Thompson, EKU	O17	James Black, AKR	Special Teams	
N6	Mike Betts, APSU	O5	Chris Isaac, EKU	O24	Allen Lawrence, TTU	S4	Kelly Potter, MTSU
N13	Joe Richard, EKU	O12	Floyd Jones, APSU	O31	James Black, AKR	S10	Brian Yarbrough, APSU
N20	Tony Towns, WKU	O19	Tony Costantine, TTU		Vince Hall, MTSU	S17	Kelly Potter, MTSU
		O26	Paris Wicks, YSU	N7	James Black, AKR	S24	Dale Dawson, EKU
		N2	Chris Isaac, EKU	N18	Willie Johnson, APSU	O1	Kelly Potter, MTSU
		N9	Danny Embree, WKU	Defensive		O8	Greg Burke, MOR
		N16	Paris Wicks, YSU	S6	Mike McShane, EKU	O15	Steve Rowe, EKU
		Defensive		S12	Fred Harvey, EKU	O22	Brian Yarbrough, APSU
		S8	Dennis Mix, MTSU	S19	Mike Newton, APSU	N5	John Dowling, YSU
		S14	Donnie Wilson, MUR	S26	Pat Wilson, APSU	N12	Mark Morrison, MTSU
		S21	Donald White, MUR	O3	Eugene Walker, EKU	N19	Tony James, KEU
		S28	Ken Alexander, MOR	O10	Kaelin Byrd, APSU	Rookie	
		O5	Gregg Evans, MUR	O17	Greg Reed, AKR	S4	Trenton Lykes, YSU
		O12	David Suggs, WKU	O24	Jeff Spencer, MTSU		Bill Bird, MUR
		O19	Dennis Mix, MTSU	O31	James Yarbrough, MUR		Daman Stephens, MOR
		O26	George Floyd, EKU	N7	Robert Johnson, AKR	S10	None Selected
		N2	George Floyd, EKU		Randy Frazier, MOR	S17	Roderick Love, YSU
		N9	Paul Gray, WKU		Michael Shelton, APSU	S24	Daman Stephens, MOR
		N16	Alonzo Martin, APSU		Dan Coleman, MUR	O1	Kelly Cutright, EKU
		Rookie		Special Teams		O8	Trenton Lykes, YSU
		S8	Marcus Moss, MUR	S6	Jeff Lancaster, MUR	O15	Mike Woznichak, MUR
		S14	Rodney Long, APSU	S12	Nont Selected	O22	Daman Stephens, MOR
		S21	Kelly Potter, MTSU	S19	Fred Motes, APSU	N5	Gerald Robinson, MTSU
			Mike Hardie, YSU	S26	Brian Yarbrough, APSU	N12	Daman Stephens, MOR
		S28	Marcus Moss, MUR	O3	Steve Williams, APSU	N19	Daman Stephens, MOR
		O5	Kelly Potter, MTSU	O10	Robert Thompson, YSU		
		O12	Mike Hanlin, MOR	O17	Kelly Potter, MTSU	1985	
		O19	Van Smith, MTSU	O24	Dennis Heckman, AKR	Offensive	
		O26	Ed Grimsley, AKR	O31	Mark Ledford, MOR	S9	Dwight Stone, MTSU
		N2	Mike Hanlin, MOR	N7	None Selected	S16	Mike Clark, AKR
		N9	Terry Simmons, EKU	N18	Brian Yarbrough, APSU	S23	Gerald Anderson, MTSU
		N16	Mark Powers, TTU	Rookie		S30	Mike Whitaker, EKU
		1982		S6	Greg Parker, EKU	O7	Mike Clark, AKR
		Offensive		S12	Eddie Walls, APSU		Stanley Howard, MUR
		S7	Dennis Heckman, AKR	S19	Rick Shepas, YSU	O14	Marvin Collier, MTSU
		S14	Ed Hairston, EKU	S26	Willie Cannon, MUR	O21	Mike Clark, AKR
		S21	Paris Wicks, YSU	O3	Willie Cannon, MUR	O28	Gerald Anderson, MTSU
		S27	Vince Hall, MTSU	O10	David Hensley, EKU	N11	Gerald Anderson, MTSU
		O4	Dennis Hickman, AKR	O17	Mike Mathis, MTSU	N18	Marvin Collier, MTSU
		O11	Steve Bird, EKU	O24	Mike Mathis, MTSU	N25	Kevin Sisk, MUR
		O18	Paris Wicks, YSU	O31	Willie Cannon, MUR	Defensive	
		O25	Mike Hanlin, MOR	N7	Barry Cox, EKU	S9	Anthony Harper, EKU
			Terence Thompson, EKU	N18	Greg Parker, EKU	S16	James Clark, MUR
		N1	Steve Bird, EKU	1984		S23	Kelvin Bellamy, MOR
		N8	Mike Hardie, YSU	Offensive		S30	Mike Peterson, YSU
		N15	Reggie Bazel, TTU	S4	Trenton Lykes, YSU	O7	Fred Harvey, EKU
		Defensive		S10	Mike Clark, AKR	O14	Bill Hadden, AKR
		S7	Allen Young, EKU	S17	Vince Hall, MTSU	O21	Willie Bester, MUR
		S14	Mike Owens, APSU	S24	Vince Hall, MTSU	O28	Herbert Jones, MUR
		S21	Keith Curry, MOR	O1	Kevin Sisk, MUR	N11	Wayne Grant, AKR
		S27	Jeff Daughtry, TTU	O8	Floyd Jones, APSU	N18	Don Griffin, MTSU
		O4	Danny Gooch, MOR	O15	Vince Hall, MTSU		Dino Delullis, MTSU
		O11	Randy Taylor, EKU	O22	Mike Hanlin, MOR	N25	Wayne Grant, AKR
		O18	Danny Gooch, MOR	N5	Mickey Corwin, MTSU	Offensive Lineman	
		O25	Rodney Lofton, MUR	N12	David Hensley, EKU	S9	Jeff Ulmer, MUR
				N19	Rickey Rice, APSU	S16	Larry Pickett, MTSU
				Defensive		S23	Mike Teifke, AKR
				S4	Ralph Robinson, MUR	S30	Joe Spadafino, EKU
						O7	Charlie Wiles, MUR



O14 David Kercell, MTSU
O21 Keith Bosley, ECU
O28 Cecil Andrews, MTSU
N11 Keith Bosley, ECU
N18 Joe Spadafino, ECU
N25 Byron Ingram, ECU

Special Teams

S9 Dale Dawson, ECU
S16 Brian Yarbrough, APSU
S23 Russ Klaus, AKR
S30 Russ Klaus, AKR
O7 Nick Xides, YSU
O14 Scott Meadows, TTU
O21 Nick Xides, YSU
O28 Dale Dawson, ECU
N11 Mike Knapp, AKR
N18 Brian Yarbrough, APSU
N25 Don Griffin, MTSU

Rookie

S9 Rodney Payne, MUR
S16 Marvin Collier, MTSU
S23 Derrick Warren, MTSU
S30 Rodney Payne, MUR
O7 Elroy Harris, ECU
O14 Pat Narduzzi, YSU
O21 Elroy Harris, ECU
O28 Mike Lewis, APSU
N11 Elroy Harris, ECU
N18 Mike Lewis, APSU
Elroy Harris, ECU
N25 Elroy Harris, ECU

1986

Offensive

S8 Bill Bird, MUR
S15 Adrian Breen, MOR
S22 Adrian Breen, MOR
S29 Mike Clark, AKR
O6 Mike Lewis, APSU
O13 Rod Love, YSU
O20 Vernon Stewart, AKR
O27 Mike Clark, AKR
N3 Marvin Collier, MTSU
N10 Mike Whitaker, ECU
N17 Bill Bird, MUR

Defensive

S8 Randy Frazier, MOR
S15 Fred Harvey, ECU
S22 Pat Smith, ECU
S29 Fred Harvey, ECU
O6 Eddie Walls, APSU
O13 Roosevelt Colvard, MTSU
O20 Scott Fox, APSU
O27 Kirk Brunson, MUR
N3 Gary Tyler, AKR
N10 Roosevelt Colvard, MTSU
N17 Fred Harvey, ECU

Offensive Lineman

S8 Charles Wiles, MUR
S15 Billy Poe, MOR
S22 Joe Wagner, MOR
Mike Grimm, MOR
S29 Ron Pasquale, AKR
O6 None Selected
O13 John Nevotne, YSU
O20 Cecil Andrews, MTSU
O27 Byron Ingram, ECU
N3 Charley Wiles, MUR
N10 Larry Pickett, MTSU
N17 Howard Jacobs, MOR

Special Teams

S8 Bob Jacob, MUR
S15 Dale Dawson, ECU
S22 Charlie Stepp, MOR
S29 None Selected
O6 Mark Morrison, MTSU
O13 Paul Hickert, MUR
O20 Danny Copeland, ECU
O27 Mike Knapp, AKR
N3 Dale Dawson, ECU
N10 Greg Burke, MOR
N17 Dale Dawson, ECU

Rookie

S8 Pierce Joiner, AKR
S15 Joe Warren, APSU

S22 Sammy Gholston, APSU
S29 Michael Proctor, MUR
O6 None Selected
O13 Michael Proctor, MUR
O20 Tom McMillan, APSU
O27 Randy Bohler, ECU
N3 Michael Proctor, MUR
N10 Frank Thigpen, MUR
N17 Pierce Joiner, AKR

1987

Offensive

S8 Dale Edwards, APSU
S14 Patrick Pope, TTU
S21 Elroy Harris, ECU
O5 Trenton Lykes, YSU
Patrick Pope, TTU
O12 Trenton Lykes, YSU
O19 Lorenza Rivers, TTU
O26 James Crawford, ECU
N2 Lorenzo Davis, YSU
N9 Elroy Harris, ECU
N16 Lorenza Rivers, TTU
N23 Michael Proctor, MUR

Defensive

S8 Don Thomas, MTSU
S14 Ron Jekel, ECU
S21 Kenny Meadows, MOR
O5 Myron Guyton, ECU
O12 Ron Clark, APSU
O19 Paul Soltis, YSU
Kenny Tippins, MTSU
O26 Jessie Small, ECU
N2 Kent Lapa, MUR
N9 Mike Metcalf, MOR
N16 Marlon Placide, TTU
N23 Marty Euverard, MTSU

Offensive Lineman

S8 Greg Hurd, MUR
S14 Clark Richey, TTU
S21 John Jackson, ECU
O5 Doug Hintemeyer, MTSU
O12 Gary Greve, ECU
O19 Clark Richey, TTU
O26 John Jackson, ECU
Marshall Sills, MUR
N2 Dave Miller, ECU
Greg Hurd, MUR
N9 Gary Greve, ECU
N16 Elliott Fedd, YSU
N23 Greg Hurd, MUR

Special Teams

S8 Tom McMillan, APSU
S14 John Dowling, YSU
S21 Danny Copeland, ECU
O5 Robert Alford, MTSU
O12 Lorenza Rivers, TTU
O19 Paul Hickert, MUR
O26 Paul Hickert, MUR
N2 Danny Copeland, ECU
N9 Paul Hickert, MUR
N16 Chuck Daniel, MTSU
N23 Paul Hickert, MUR

Rookie

S8 John Tate, MTSU
S14 Chris Swartz, MOR
S21 Chuck Daniel, MTSU
O5 Lorenzo Fields, ECU
O12 Lorenzo Fields, ECU
O19 Chris Swartz, MOR
O26 Tracy Graham, TTU
N2 Alan Blythe, YSU
N9 Chris Swartz, MOR
N16 Chris Swartz, MOR
Ricky Martin, MTSU
N23 Chuck Daniel, MTSU

1988

Offensive

S6 Ty Howard, MOR
S13 Mike Cadore, ECU
S20 Chris Swartz, MOR
S26 Joe Lisle, MTSU
O3 Jerome Williams, MOR
O10 Elroy Harris, ECU
O17 Elroy Harris, ECU
O24 Melvin Waters, TSU

O31 Chris Swartz, MOR
N7 Elroy Harris, ECU
N14 Michael Proctor, MUR
Elroy Harris, ECU
N21 Ricky Martin, MTSU

Defensive

S6 Don Thomas, MTSU
S13 Kelly Cutright, ECU
S20 Marty Euverard, MTSU
S26 Don Thomas, MTSU
O3 Chris Coffey, ECU
O10 Shelton Burruss, MUR
O17 Gerald Dossett, TTU
O24 Chris Coffey, ECU
O31 Tim Tomaszewski, ECU
N7 Elzie Anderson, APSU
N14 Tony Clark, MUR
N21 Jamie Lowicz, MUR

Offensive Lineman

S6 None Selected
S13 Mike Kelly, ECU
Mike Delvisco, ECU
S20 Mike Delvisco, ECU
Joe Gagliano, MOR
S26 None Selected
O3 Eric Crigler, MUR
O10 Al Jacevicius, ECU
O17 None Selected
O24 Barry Nixon, TSU
O31 Joe Gagliano, MOR
N7 Joe Kelly, ECU
Mike Delvisco, ECU
N14 Eric Crigler, MUR
Oscar Angulo, ECU
N21 Mike Delvisco, ECU
Marshall Sills, MUR

Special Teams

S6 Chuck Daniel, MTSU
Van Overton, TSU
S13 None Selected
S20 Chuck Daniel, MTSU
S26 Greg Duncan, MUR
O3 None Selected
O10 Grad Wright, APSU
O17 Greg Duncan, MUR
O24 Mike Cadore, ECU
O31 Tracy Graham, TTU
N7 Monty McIntyre, MOR
N14 Greg Duncan, MUR
N21 None Selected

Rookie

S6 Bill Desmond, APSU
S13 Tim Lester, ECU
S20 Van Overton, TSU
S26 Joe Campbell, MTSU
O3 Norman Drake, TTU
O10 Tim Lester, ECU
O17 Joe Campbell, MTSU
O24 Norman Drake, TTU
O31 Tim Lester, ECU
Craig Lewis, TSU
N7 Tim Lester, ECU
N14 Jeff Buffalo, APSU
N21 Tim Lester, ECU

1989

Offensive

S5 Michael Proctor, MUR
S11 Ryan Weeks, TTU
S18 Chris Swartz, MOR
S25 Markus Thomas, ECU
O2 Anthony Jerdine, MOR
O9 Markus Thomas, ECU
O16 Chauncey Hines, TSU
O23 Markus Thomas, ECU
Michael Proctor, MUR
O30 Michael Proctor, MUR
N6 Joe Campbell, MTSU
N13 Joe Campbell, MTSU

Defensive

S5 Anthony Coleman, MTSU
S11 Jeff Urbano, MUR
S18 Simon Shanks, TSU
S25 Tony Gilbert, ECU
Jamie Lowicz, MUR
Felix Parham, TTU
O2

O9 J.G. Porter, MOR
Anthony Brewer, MUR
O16 Ernest Thompson, ECU
Andre Dyer, MTSU
O23 Joe Stone, TSU
O30 Chuck Price, TSU
N6 Anthony Coleman, MTSU
N13 Doug Bowell, MOR

Offensive Lineman

S5 Mark Mitchell, ECU
Keith Askin, MUR
S11 Mark Mitchell, ECU
S18 None Selected
S25 Al Jacevicius, ECU
O2 Bruce Lamb, TTU
O9 Al Jacevicius, ECU
Eric Crigler, MUR
O16 Mark Mitchell, ECU
Jim VonHandorf, ECU
O23 Mark Mitchell, ECU
Brooks Dalrymple, ECU
O30 Al Jacevicius, ECU
N6 Larry Tharpe, TSU
John Tate, MTSU
N13 Melvin James, MTSU

Special Teams

S5 Joe Lisle, MTSU
S11 Chuck Daniel, MTSU
S18 David Asbery, MOR
S25 Robby Lannon, MUR
O2 Chuck Daniel, MTSU
O9 Greg Duncan, MUR
O16 Tracy Graham, TTU
O23 Greg Duncan, MUR
O30 Ryan Weeks, TSU
N6 Chuck Daniel, MTSU
N13 Melvin James, MTSU

Rookie

S5 Mike Stewart, TTU
S11 Markus Thomas, ECU
S18 Billy Shackleford, TTU
Mike Stewart, TTU
S25 Simon Shanks, TSU
O2 Markus Thomas, ECU
O9 Leon Brown, ECU
Simon Shanks, TSU
O16 Xavier Pope, MUR
O23 Simon Shanks, TSU
O30 Markus Thomas, ECU
N6 Simon Shanks, TSU
N13 Mitch Fedak, MOR

1990

Offensive

S4 Joe Campbell, MTSU
S10 Jimmy Bethae, TSU
S17 Leon Brown, ECU
S24 Joe Campbell, MTSU
O1 Phil Ironside, MTSU
O8 Bert Browne, TTU
O15 Bert Browne, TTU
O22 Phil Ironside, MTSU
O29 Joe Campbell, MTSU
Tim Lester, ECU
N5 Chris Swartz, MOR
N12 Ricky Martin, MTSU
N19 Ricky Martin, MTSU
Chris Swartz, MOR

Defensive

S4 Darrell Beavers, MOR
S10 Scott Boykin, MTSU
Simon Shanks, TSU
S17 Kelly Blount, ECU
S24 Brett Kolnick, ECU
Danny Amato, MUR
O1 Craig Brooks, ECU
O8 Brett Kolnick, ECU
David Wilkins, ECU
O15 Rick Sanders, TTU
O22 Darrell Beavers, MOR
O29 Mark McCutcheon, TSU
Felix Parham, TTU
N5 Perry Hall, TSU
N12 Roger Jones, TSU
David Wilkins, ECU
N19 Tom Cohan, MOR

Offensive Lineman	
S4	James Appel, MOR
S10	Al Jacevicius, EKU
S17	Eric Coker, MOR
S24	Mike Gibson, MTSU
	Rick Mitchell, MTSU
	Carlos James, TTU
O1	Al Jacevicius, EKU
	Jim VonHandorf, EKU
	Carl Satterly, EKU
O8	Larry Tharpe, TSU
	Paul Jones, TSU
O15	Jerry Jared, TTU
O22	Jim VonHandorf, EKU
	John Holmes, EKU
O29	Tim Wimbley, EKU
N5	Brandon Ford, MOR
N12	Al Jacevicius, EKU
N19	John Macon, TSU
	Larry Tharpe, TSU
Special Teams	
S4	Daniel Gibson, TTU
S10	Matt Crews, MTSU
S17	Colin Godfrey, TSU
S24	J.J. Flournoy, TSU
	Colin Godfrey, TSU
O1	Daniel Gibson, TTU
O8	J.J. Flournoy, TSU
O15	Matt Crews, MTSU
O22	Todd Duffey, EKU
O29	Colin Godfrey, TSU
N5	Colin Godfrey, TSU
	Richard Darden, APSU
N12	Bryan Barrett, EKU
	Orlando Crenshaw, MTSU
N19	Greg Duncan, MUR
Rookie	
S4	Shane Queen, TTU
S10	Damyan Taylor, TTU
	Samy Hillman, APSU
S17	Walter Dunson, MTSU
S24	Randy Fuller, TSU
O1	Bryan Nichols, MOR
	Maurice Draine, TTU
O8	Mark Cooper, TSU
O15	Daniel Gipson, TTU
O22	Leonard Love, EKU
O29	Thomas Maxwell, APSU
N5	Fred Johnson, MOR
N12	Damyan Taylor, TTU
N19	Fred Johnson, MOR

1991	
Offensive	
S3	Tim Lester, EKU
S9	Joe Campbell, MTSU
S16	Tim Lester, EKU
	Marcus Dowdell, TSU
S23	Jimmy Bethea, TSU
S30	Walter Dunson, MTSU
	Darrin Harris, MOR
O7	Joe Campbell, MTSU
O14	Markus Thomas, EKU
O21	James Wade, TSU
O28	Tim Lester, EKU
N4	Joe Campbell, MTSU
	Steve Donato, MOR
N11	Markus Thomas, EKU
	Patrick Robinson, TSU
N18	James Wade, TSU
N25	Jody Smith, APSU
Defensive	
S3	Ara Jackson, EKU
S9	Richard Darden, APSU
S16	Brad Ladd, EKU
S23	Bunky Beasley, APSU
	Chris McNamee, EKU
	David Wilkins, EKU
S30	James Mesidor, APSU
O7	Lamont Wortham, TSU
O14	James Chinn, SEMO
O21	Shane Queen, TTU
O28	Fred Johnson, MOR
N4	Randy Wardlow, EKU
N11	Randy Wardlow, EKU
	Fred Johnson, MOR
N18	Elliot Pilton, TSU
	Lamont Wortham, TSU

N25	Scott Boykin, MTSU
Offensive Lineman	
S3	None Selected
S9	James Appel, MOR
S16	Tim Wimbley, EKU
	Brian Neville, EKU
S23	Jimmy Betea, TSU
S30	None Selected
O7	Mike Roth, EKU
O14	Greg Armstrong, MUR
O21	Shawn Corbett, SEMO
O28	Jaime Hagan, APSU
N4	Mike Roth, EKU
	Carl Satterly, EKU
N11	Mike Roth, EKU
N18	Tim Wimbley, EKU
N25	Mike Roth, EKU
	Carl Satterly, EKU
Special Teams	
S3	Marcus Dowdell, TSU
	Colin Godfrey, TSU
S9	Chris Dill, MUR
S16	Bryan Barrett, EKU
	Marshall Hale, TTU
S23	Tomas Cobb, MUR
S30	Steve Munnell, APSU
O7	Garth Petrilli, MTSU
O14	Todd Duffy, EKU
O21	Daniel Gipson, TTU
O28	Bryan Barrett, EKU
N4	Colin Godfrey, TSU
N11	Colin Godfrey, TSU
N18	Garth Petrilli, MTSU
N25	Bryan Flynn, MOR
Rookie	
S3	Chad McCollam, TSU
S9	Garth Petrilli, MTSU
S16	Martin Diehl, MUR
S23	Arthur King, APSU
	Waynee McGowan, MUR
S30	Jay Hampton, APSU
O7	Randy Beaman, TTU
O14	Randy Beaman, TTU
O21	Kelly Holcomb, MTSU
O28	Kippy Bayless, MTSU
N4	Jamie Phillips, MOR
	Willie Queen, TTU
N11	Donnie Matthews, MOR
N18	Claude Sanders, SEMO
N25	Ron Jones, EKU

1992	
Offensive	
S6	Walter Dunson, MTSU
S13	Kelvin Anderson, SEMO
S20	Markus Thomas, EKU
S27	Walter Dunson, MTSU
O4	Randy Beaman, TTU
O11	Brigham Lyons, MTSU
O18	Kelly Holcomb, MTSU
O25	James Wade, TSU
N1	Markus Thomas, EKU
N8	Joey Crenshaw, EKU
N15	Markus Thomas, EKU
N22	Markus Thomas, EKU
Defensive	
S6	Lamont Wortham, TSU
S13	Anthony Hutch, MUR
S20	Brad Ladd, EKU
S27	Kirk Pointer, APSU
O4	Kevin Gibbs, MUR
O11	Kevin Jackson, TTU
O18	Jaime Phillips, MOR
O25	Chris Young, EKU
N1	Fred Johnson, MOR
N8	Kevin Gibbs, MUR
N15	Thomas Jackson, TSU
N22	Randy Fuller, TSU
Offensive Lineman	
S6	Bill Christmas, MUR
S13	None Selected
S20	Larry Duncan, EKU
	Mike Thomas, EKU
	Brian Pressler, EKU
S27	Steve McAdoo, MTSU
O4	None Selected
O11	None Selected

O18	Marshun Middleton, TSU
O25	Robert Moorman, TSU
N1	Dave Stukenberrg, SEMO
N8	Marcus Kimbrell, MUR
N15	Brian Pressler, EKU
N22	Brian Pressler, EKU
Special Teams	
S6	Leon Brown, EKU
S13	Patrick Robinson, TSU
S20	Bradd Ladd, EKU
S27	Mike Penman, EKU
O4	Tim McNamee, EKU
O11	Colin Godfrey, TSU
O18	Chad Brummitt, TTU
O25	Mike Stewart, TTU
N1	Craig Bere, MOR
N8	Patrick Robinson, TSU
N15	Garth Petrilli, MTSU
N22	Timmy Bland, MUR
Rookie	
S6	Kelvin Anderson, SEMO
S13	Kirk Pointer, APSU
S20	Mike Penix, TTU
S27	Brigham Lyons, MTSU
O4	Eric McBroom, MTSU
O11	Gerald Bentley, TTU
O18	Shane Kennedy, SEMO
O25	Craig Long, TTU
N1	Daniel Williams, APSU
N8	Anthony Franklin, MTSU
N15	Kelvin Anderson, SEMO
N22	Kelvin Anderson, SEMO

1993	
Offensive	
S5	Mike Jones, TTU
S12	Willie Queen, TTU
S19	Butch Mosby, MUR
S26	Kippy Bayless, MTSU
O3	Butch Mosby, MUR
O10	Michael Penix, TTU
O17	Darron Davis, TSU
O24	Leon Brown, EKU
O31	Mike Penman, EKU
N7	Daryl Williams, TSU
N14	Kelly Holcomb, MTSU
N21	Mike Jones, TTU
Defensive	
S5	Anthony Hutch, MUR
S12	Brent Alexander, TSU
S19	Calon Yeldon, APSU
S26	Emerson Wells, EKU
O3	Brent Alexander, TSU
O10	Carlos Timmons, EKU
O17	Neil Fittery, EKU
O24	Jaime Phillips, MOR
O31	Brian Burton, SEMO
N7	Derrick Carroll, MTSU
N14	Chad Bratzke, EKU
N21	Brian Spano, UTM
Special Teams	
S5	Tim McNamee, EKU
S12	Joey O'Donnell, UTM
S19	Derek Norton, SEMO
S26	Marc Collins, EKU
O3	Garth Petrilli, MTSU
O10	Chris Dill, MUR
O17	tim McNamee, EKU
O24	Bubba Beasley, UTM
O31	Jay Henderson, TTU
N7	Garth Petrilli, MTSU
N14	Derek Norton, SEMO
N21	Marc Collins, EKU
Newcomer	
S5	Maurice Sanders, SEMO
S12	Jesse Smith, APSU
S19	Rontae Bass, MOR
S26	Rodney Shelton, MTSU
O3	Daryl Williams, TSU
O10	Jason Griffin, UTM
O17	Chris Guyton, EKU
O24	Darrell Cross, MOR
O31	Tim Scarborough, MUR
N7	Cory Rodney, MUR
N14	Chris Guyton, EKU
N21	Victor Hyland, EKU

1994	
Offensive	
S4	Charles Gamble, UTM
S11	Kelly Holcomb, MTSU
S18	Darron Davis, TSU
S25	Michael Penix, TTU
O2	John Sacca, EKU
O9	Kippy Bayless, MTSU
O16	Kelvin Anderson, SEMO
O23	Kippy Bayless, MTSU
O30	Kelly Holcomb, MTSU
N6	Willie Queen, TTU
N13	Lawrence Segree, TSU
N20	Kippy Bayless, MTSU
Defensive	
S4	Markee Tate, MTSU
S11	Brian Pankey, TTU
S18	Tony McCombs, EKU
S25	Cedric Davis, TSU
	Greg Klund, SEMO
O2	Dennis Friendly, APSU
O9	Renardo Hampton, MUR
O16	Joe Smith, EKU
O23	Tony McCombs, EKU
O30	Angel Rubio, SEMO
N6	Brad Simmons, TTU
N13	Thomas Jackson, TSU
N20	Victor Hyland, EKU
Special Teams	
S4	Dione Tyler, SEMO
S11	Marc Collins, EKU
S18	Darrell Williams, TSU
S25	Frank Diaz, MOR
O2	Dione Tyler, SEMO
O9	Donnie Stephens, MUR
O16	Darrell Williams, TSU
O23	David Young, APSU
O30	Brian Nurick, MOR
N6	Dwayne Harper, UTM
N13	Dione Tyler, SEMO
N20	Marc Collins, EKU
Newcomer	
S4	Anthony Lee, APSU
S11	David Hoelscher, EKU
S18	Ronnie Merritt, MUR
S25	Eric Clay, EKU
O2	Eric Clay, EKU
	J.P. Blair, MOR
O9	Fred Hoston, SEMO
O16	Todd Mather, UTM
	Robey Williams, TSU
O23	Jacob Dickson, APSU
O30	Fred Hoston, SEMO
N6	William Murrell, EKU
N13	Jason Johnson, UTM
N20	Chris Berry, MOR

1995	
Offensive	
S3	Mike Cherry, MUR
S10	Dee Mostiller, MTSU
S17	Derrick Cullors, MUR
	Lance Hoeltke, APSU
S24	Shane Kennedy, SEMO
O1	Jeff McCrone, UTM
O8	Jarrick Hillery, TSU
O15	Derrick Cullors, MUR
O22	Michael Penix, TTU
O29	Mike Cherry, MUR
	Dione Tyler, SEMO
N5	Mike Cherry, MUR
N12	Daymon Carter, EKU
N20	Derrick Cullors, MUR
Defensive	
S3	Anthony Hutch, MUR
S10	Chris Guyton, EKU
S17	Nathaniel Claybrooks, MTSU
S24	William Hampton, MUR
O1	Richard Freeman, TSU
O8	William Hampton, MUR
O15	Fred Thomas, UTM
	Tony McCombs, EKU
O22	Kirk Pointer, APSU
	Anthony Hicks, MTSU
O29	Greg Klund, SEMO
N5	Ronnie Merritt, MUR
N12	Joe Smith, EKU

N20 Frank Russell, SEMO
Special Teams
S3 Brandon Thomas, MTSU
S10 Marc Collins, EKU
Gerald Bentley, TTU
S17 Justin Terrill, SEMO
S24 Fred Thomas, UTM
O1 Marc Collins, EKU
O8 Rhett Kopp, MTSU
O15 Kirk Pointer, APSU
O22 Brandon Thomas, MTSU
O29 Chris Dill, MUR
N5 Brandon Thomas, MTSU
N12 None Selected
N20 Dione Tyler, SEMO
Newcomer
S3 Lance Hoeltke, APSU
Derrick Cullors, MUR
S10 Jarrick Hillery, TSU
S17 Charles Hall, APSU
S24 Derrick Cullors, MUR
O1 Tommy Luginbill, EKU
O8 Derrick Cullors, MUR
O15 Jeff McCrone, UTM
O22 Tommy Luginbill, EKU
O29 David Bone, MOR
N5 Jamie Sander, TTU
Jonathan Quinn, MTSU
N12 Jonathan Quinn, MTSU
N20 David Bone, MOR

1996
Offensive
S8 Justin Lynch, EIU
S15 Reginald Swinton, MUR
S22 Andre Caballero, TTU
S29 William Murrell, EKU
O6 Mike Cherry, MUR
O13 Dee Mostiller, MTSU
O20 William Murrell, EKU
O27 Jabarey McDavid, EIU
N3 Anthony Downs, MUR
N10 Mike Cherry, MUR
N17 William Murrell, EKU
N24 Daniel Williams, APSU
Defensive
S8 Lamar Carter, TSU
S15 Hasheem Rasheed, EIU
S22 Robert Taylor, TTU
S29 Rodney Wilson, EIU
O6 Tony McCombs, EKU
O13 Anthony Hutch, MUR
O20 Renardo Hampton, MUR
O27 Danny Thomas, EKU
N3 Hasheem Rasheed, EIU
N10 Anthony Hicks, MTSU
Robert Taylor, TTU
N17 Typail McMullen, MTSU
DeAndre James, MTSU
N24 Angel Rubio, SEMO

Special Teams
S8 Donald Hitson, MUR
S15 Chris Watson, EIU
S22 Rob Hart, MUR
S29 Jay Henderson, TTU
O6 Rob Hart, MUR
O13 Shawn Denzer, EIU
O20 Chris Wiggins, APSU
O27 Patrick McFall, TSU
N3 Rob Hart, MUR
N10 Rob Hart, MUR
N17 Jay Henderson, TTU
N24 Keegan RAY, MTSU
Newcomer
S8 Scooter Asel, EKU
S15 Jermaine Womack, MTSU
S22 Scooter Asel, EKU
S29 Mike Simpson, EIU
Lamar Carter, TSU
O6 Todd Valentine, TSU
Brant Billen, TTU
O13 Andre Caballero, TTU
O20 Kolverick Green, MTSU
Shane Cowan, UTM
O27 Todd Valentine, TSU
N3 Adam Joyner, UTM
N10 Kolverick Green, MTSU

N17 Mancel Elam, MUR
N24 Lamar Carter, TSU
1997
Offensive
A31 Anthony Downs, MUR
S7 Leon Murray, TSU
S14 Donnie Davis, EIU
S21 Mike Simpson, EIU
S28 Anthony Downs, MUR
O5 Jonathan Quinn, MTSU
O12 Derick Logan, EKU
O19 Justin Lynch, EIU
O26 Jonathan Quinn, MTSU
Mike Simpson, EIU
N2 Justin Lynch, EIU
N9 Todd Valentine, TSU
N16 Anthony Downs, MUR
N23 Simon Fuentees, EKU
Rondel Menendez, EKU

Defensive
A31 Angel Rubio, SEMO
S7 Branon Vaughn, TTU
S14 Lamar Carter, TSU
S21 Ronnie Merritt, MUR
S28 Josh Symonette, TTU
O5 Ed Jackson, EIU
O12 Mancel Elam, MUR
O19 Chris Guyton, EKU
O26 Jason Muchow, EKU
N2 Corey Chamblin, TTU
N9 Marcus Stepp, MUR
N16 Corey Cobb, UTM
N23 Darrell Hinton, TSU
Special Teams
A31 Justin Terrill, SEMO
S7 John Fowle, EIU
S14 Tyrone Butterfield, TSU
S21 John Fowle, EIU
S28 Buck Billings, TSU
O5 Darriel Ruffin, UTM
O12 Mancel Elam, MUR
O19 John Wright, EKU
Casey Roberts, TTU
O26 Terrance Smith, UTM
N2 Bobby Washington, EKU
N9 Tyrone Butterfield, TSU
N16 Jerome Tillman, TTU
N23 Andy Dorsey, TTU

Newcomer
A31 Tyrone Butterfield, TSU
S7 Dan Loyd, MUR
S14 Corey Crume, EKU
S21 Darriel Ruffin, UTM
S28 Brian Durham, EKU
O5 Dan Loyd, MUR
O12 Darriel Ruffin, UTM
O19 Stanley McGraw, TTU
O26 Tyrone Butterfield, UTM
N2 Aaron Layne, SEMO
N9 Charlie Walker, MTSU
N16 Corey Crume, EKU
N23 Leon Murray, TSU
Tyrone Butterfield, TSU

1998
Offensive
S6 Torin Kirtsey, MTSU
S13 Justin Fuente, MUR
S20 Corey Crume, EKU
S27 Corey Williams, SEMO
O4 Justin Bivins, MUR
O11 Torin Kirtsey, MTSU
O18 Leon Murray, TSU
O25 DeJuan Marshall, TSU
N1 Wes Counts, MTSU
N8 Justin Fuente, MUR
Kelverick Green, MTSU
N15 Leon Murray, TSU
N22 Rondel Menendez, EKU
Defensive
S6 Jerry Turner, TTU
S13 Lamar Carter, TSU
S20 Antwan Perry, EIU
S27 Charles Tinsley, EKU
O4 Keith Pauldo, MTSU
O11 Labrent Sterling, TSU

O18 Kenneth Knotts, MUR
O25 Branon Vaughn, TTU
N1 Scott Brown, MTSU
N8 Darrell Hinton, TSU
N15 Chad Evitts, TTU
N22 Joshua Symonette, TTU
Special Teams
S6 Corey Chester, SEMO
S13 Greg Miller, MUR
S20 Stephen Brown, EKU
S27 Andy Dorsey, TTU
O4 Chris Watson, EIU
O11 Jarrick Hillery, TSU
O18 Ashley Johnson, TSU
O25 David Collett, TTU
N1 Greg Miller, MUR
N8 Greg Miller, MUR
N15 Andy Dorsey, TTU
N22 Jarrick Hillery, TSU

Newcomer
S6 Justin Fuente, MUR
Jon Denton, EKU
S13 Anthony Boggs, EKU
S20 Anthony Buich, EIU
S27 Wes Counts, MTSU
O4 Bobby Brune, SEMO
O11 Kendall Newson, MTSU
O18 Jon Denton, EKU
O25 Anthony Buich, EIU
N1 DeJuan Marshall, TSU
N8 Tony Wesley, MTSU
N15 Justin Fuente, MUR
Anthony Buich, EIU
N22 Tony Woods, EKU

1999
Offensive
S6 Leon Murray, TSU
S12 Justin Fuente, MUR
S19 Leon Murray, TSU
S26 Jabarey McDavid, EIU
O3 Walter Hill, TTU
O10 Justin Fuente, MUR
O17 Leon Murray, TSU
O24 Jermaine Manning, MUR
O31 Rod Smart, WKU
Chris Perkins, TSU
N7 Justin Fuente, MUR
N14 Chris Perkins, TSU
N21 Anthony Buich, EIU
Defensive
S6 Ed Sanders, TSU
S12 Chad Evitts, TTU
S19 Scooter Asel, EKU
S26 Melvin Wisham, WKU
O3 Mel Mitchell, WKU
O10 Branon Vaughn, TTU
O17 Branon Vaughn, TTU
O24 Brian Hinton, SEMO
O31 Lamar Carter, TSU
N7 Benny Zeigler, TSU
N14 Joshua Symonette, TTU
N21 Jeremy Atwell, SEMO

Special Teams
S6 Brian Bivens, MUR
S12 Avion Black, TSU
S19 David Collett, TTU
S26 Seth Carriere, SEMO
O3 Ashley Johnson, TSU
O10 Greg Miller, MUR
O17 Frank Cutolo, EIU
O24 Brian Bivens, MUR
O31 Jason Martin, EKU
N7 Brian Bivens, MUR
N14 Jason Martin, EKU
Seth Goodowens, TSU
N21 Alan Ogletree, WKU

Newcomer
S6 Sherrod Coates, WKU
S12 Bobby Sippio, WKU
S19 Julius Hull, TSU
S26 Tony Romo, EIU
O3 Patrick Jenkins, TSU
O10 Jeremiah Bell, EKU
O17 Brian Bivens, MUR
O24 Rashad West, SEMO
O31 Shaka Jones, MUR
N7 Amariah Robb, TSU
Rashad West, SEMO

N14 Bobby Sippio, WKU
N21 Rashad West, SEMO

2000
Offensive
S3 Tony Romo, EIU
S10 Waylon Chapman, EKU
Bobby Brune, SEMO
S17 Tony Romo, EIU
S24 Mario Riley, MUR
O1 Corey Crume, EKU
O8 Garner Byars, MUR
O15 Tony Romo, EIU
O22 Alex Bannister, EKU
O29 Travis Rogers, TTU
N5 J.R. Taylor, EIU
N12 Garner Byars, MUR
N19 Travis Rogers, TTU
Defensive
S3 Jai Williams, MUR
S10 Sherrod Coates, WKU
S17 Melvin Wisham, WKU
S24 Chad Evitts, TTU
O1 Nick Sullivan, EKU
O8 Melvin Wisham, WKU
O15 Chance Price, TSU
O22 Bobby Sippio, WKU
O29 Bobby Sippio, WKU
N5 Phillip Wasson, MUR
N12 Chad Evitts, TTU
N19 Mike Carlin, EIU

Special Teams
S3 Luke Anderson, EKU
S10 Frank Cutolo, EIU
S17 Jason Witczak, SEMO
S24 Andy Dorsey, TTU
O1 Alan Ogletree, WKU
O8 Alan Ogletree, WKU
O15 Andy Dorsey, TTU
O22 Bill Besenhofer, EIU
O29 Joseph Jefferson, WKU
N5 Jahi Henley, TTU
N12 Kourtney Young, EIU
N19 David Collett, TTU
Bobby Sippio, WKU

Newcomer
S3 Kenton Evans, TSU
S10 Curtis Cooper, SEMO
S17 Michael Slater, MUR
S24 Stewart Childress, MUR
O1 Keith Brooks, WKU
Stewart Childress, MUR
O8 Ricky Farmer, SEMO
O15 Jason Johnson, WKU
Nick Ricks, EIU
O22 Michael Slater, MUR
O29 Marcus Patton, SEMO
N5 Andre Raymond, EIU
C.J. Johnson, TSU
N12 Stewart Childress, MUR
N19 Kenton Evans, TSU

2001
Offensive
S2 Shannon Harris, TSU
S9 Tony Romo, EIU
S16 None Selected
S25 Curtis Cooper, SEMO
S30 Tony Romo, EIU
O7 Curtis Cooper, SEMO
O14 J.R. Taylor, EIU
O21 J.R. Taylor, EIU
O28 Grant Swallows, TTU
N4 Grant Swallows, TTU
N11 Grant Swallows, TTU
N18 Tony Romo, EIU

Defensive
S2 Corey Mathis, SEMO
S9 Antione Livingston, EIU
S16 None Selected
S25 Jeremiah Bell, EKU
S30 Marcus Reese, TSU
O7 Jameel Brown, TTU
O14 Jeremiah Bell, EKU
O21 Jeremiah Bell, EKU
O28 D.J. Bleisath, TTU
N4 Chris Minter, EKU

N11 D.J. Bleisath, TTU
N18 D.J. Bleisath, TTU

Special Teams
S2 David Collett, TTU
S9 Shane Andrus, EIU
Kyle East, SEMO

S16 None Selected
S25 Marquis Stephens, TSU
S30 Bill Bessenhofer, EIU
O7 None Selected
O14 Shane Andrus, EIU
O21 None Selected
O28 Andre Raymond, EIU
N4 Frank Cutolo, EIU
N11 David Collett, TTU
N18 Adam Smith, EKU

Newcomer
S2 C.J. Hudson, EKU
S9 Jeromy McDowell, SEMO
S16 None Selected
S25 C.J. Hudson, EIU
S30 C.J. Hudson, EIU
O7 C.J. Hudson, EIU
O14 Charles Anthony, TSU
O21 C.J. Hudson, EIU
O28 Willie Ponder, SEMO
N4 C.J. Hudson, EIU
N11 Billy Blanchard, MUR
N18 Steve Farmer, TSU

2002
Offensive
A31 Andre Raymond, EIU
S7 Willie Ponder, SEMO
S14 Billy Blanchard, MUR
S21 Will Bumphus, EIU
S28 Keiki Misipeka, SEMO
O5 Tony Romo, EIU
O12 Tony Romo, EIU
O19 Tony Romo, EIU
O26 Billy Blanchard, MUR
N2 Charles Anthony, TSU
N9 Willie Ponder, SEMO
J.R. Taylor, EIU
N16 J.R. Taylor, EIU
N23 Jason Ballard, TTU

Defensive
A31 Marcus Adams, EIU
S7 Ahmed Safeullah, TSU
S14 Daniel Wentzel, TTU
S21 Marcus Adams, EIU
S28 Ricky Farmer, SEMO
O5 Justen Rivers, EIU
O12 Nick Ricks, EIU
O19 Ricky Farmer, SEMO
O26 Chad Dewberry, EIU
N2 Dmitri Patterson, SEMO
N9 Perez Boyd, UTM
N16 Bobby Sanders, MUR
N23 Tyrone Parks, MUR

Special Teams
A31 Andrew Winters, SEMO
S7 Brent Harris, UTM
S14 Nick Hodges, TTU
S21 Andre Raymond, EIU
S28 Nick Hodges, TTU
O5 Chris NesSmith, SEMO
O12 Carlos Wright, TSU
O19 None Selected
O26 Brian Bivens, MUR
N2 Shane Andrus, MUR
N9 None Selected
N16 None Selected
N23 Shane Andrus, MUR

Newcomer
A31 Matt Miller, EIU
S7 Jack Tomco, SEMO
S14 Keiki Misipeka, SEMO
S21 Trey Bonner, TTU
S28 Keiki Misipeka, SEMO
O5 Jack Tomco, SEMO
O12 Jack Tomco, SEMO
O19 Matt Miller, EIU
O26 Sugar Sanders, TSU
N2 Deandre Green, MUR
N9 Nick Eller, EIU
N16 Jack Tomco, SEMO

N23 Nick Eller, EIU

2003
Offensive
A30 Charles Anthony, TSU
S6 Matt Guice, EIU
S13 Andre Ralston, EIU
S20 Charles Anthony, TSU
S27 Ray Nelson, SAM
O4 Brady Wahlberg, UTM
O11 Kory Chapman, JSU
O18 Efreml Hill, SAM
O25 C.J. Johnson, JSU
N1 Ray Nelson, SAM
N8 Maurice Mullins, JSU
N15 Andre Ralston, EIU
N22 Charles Anthony, TSU

Defensive
A30 Michael Hanley, MUR
S6 Mike Dunn, EIU
S13 Brandon Shelby, TTU
S20 Fred Miller, EIU
S27 Yusuf Sharif, TTU
O4 Ricky Farmer, SEMO
O11 Jerome Jones, EIU
O18 Ben Brown, EIU
O25 George Summers, JSU
N1 Justen Rivers, EIU
N8 Dimitri Patterson, SEMO
N15 O.J. Turner, SEMO
N22 Justen Rivers, EIU

Special Teams
A30 Richie Rhodes, JSU
S6 Cortland Finnegan, SAM
S13 Gerald Morrow, TSU
Jarrett Morrow, TSU
S20 Ty Neil, SAM
S27 Richie Rhodes, JSU
O4 Derek Kutz, SEMO
O11 Chris Hicks, SAM
O18 Charles Owens, EIU
O25 Chris Hicks, SAM
N1 Jesse Ohliger, MUR
N8 Adam Smith, EIU
N15 Richie Rhodes, JSU
N22 Richie Rhodes, JSU

Newcomer
A30 Michael Hanley, MUR
S6 Matt Guice, EIU
S13 Matt Guice, EIU
S20 David Taufou, SEMO
S27 Derek White, TTU
O4 Derek White, TTU
O11 James Dumervill, TSU
O18 David Simonhoff, SEMO
O25 Vincent Webb, EIU
N1 Andrew Goodenough, SEMO
N8 Matt Guice, EIU
N15 Matt Guice, EIU
N22 Adam Ellis, EIU

2004
Offensive
S4 Charles Anthony, TSU
S11 Charles Anthony, TSU
S18 Oscar Bonds, JSU
S25 Oscar Bonds, JSU
O2 C.J. Hudson, EIU
O9 Trey Bonner, TTU
O16 Riley Walker, TSU
O23 Ray Nelson, SAM
O30 Don Chapman, UTM
N6 Oscar Bonds, JSU
N13 Charles Anthony, TSU
N20 Craig Agee, JSU

Defensive
S4 Cortland Finnegan, SAM
S11 Justin Williams, TSU
S18 Paul Thomas, TSU
S25 LaMarcus Rowell, JSU
O2 Jamar Landrom, TSU
O9 Perry Kyles, TTU
O16 Pierre Wright, EIU
O23 Brett Vavra, TTU
O30 Kellin White, SEMO
N6 Brett Vavra, TTU
N13 Marcus Lorick, EIU

N20 Pierre Wright, EIU

Special Teams
S4 David Simonhoff, SEMO
S11 Brandon Robinson, EIU
S18 Gavin Hallford, JSU
S25 Derek Kutz, SEMO
O2 Rayvon Sims, UTM
O9 Antoine Bullock, JSU
O16 Phil Kuhl, EIU
O23 Josh Foster, TTU
O30 David Simonhoff, SEMO
N6 Craig Agee, JSU
N13 Kyle Barber, EIU
N20 Phil Kuhl, EIU

Newcomer
S4 Don Chapman, UTM
S11 Josh Greco, EIU
S18 Don Chapman, UTM
S25 Matt Schabert, EIU
O2 Matt Schabert, EIU
O9 Derrick Parrott, MUR
O16 LaMarcus Rowell, JSU
O23 Josh Greco, EIU
O30 Don Chapman, UTM
N6 Matt Schabert, EIU
N13 Nick Turner, MUR
N20 Matt Schabert, EIU

2005
Offensive
S4 Brady Wahlberg, UTM
S11 Josh Greco, EIU
S18 Brady Wahlberg, UTM
S25 Josh Greco, EIU
O2 Stephen Britton, TTU
O9 Chad Cook, MUR
O16 Javarris Williams, TSU
O23 Tim Holloman, SEMO
O30 Clay Green, JSU
N6 Anthony Ash, TTU
N13 Mark Dunn, EIU
N20 Don Chapman, UTM

Defensive
S4 Tristan Burge, EIU
S11 Jamar Landrom, TSU
S18 Michael Sturgis, MUR
S25 Jason Coleman, UTM
O2 Derrick Huff, EIU
O9 David Gilmore, UTM
O16 Lucius Seymour, EIU
O23 Tristan Burge, EIU
O30 Clint Sellers, EIU
N6 Seth Harrell, SEMO
N13 Gavin Slaughter, JSU
N20 Clint Sellers, EIU

Special Teams
S4 Zach Walden, JSU
S11 Josh Foster, TTU
S18 Nick Turner, MUR
S25 Taurean Rhetta, JSU
O2 David Simonhoff, SEMO
O9 Taylor Brown, UTM
O16 Cortland Finnegan, SAM
O23 Darren Williams, JSU
O30 Jon Mahan, TTU
N6 David Simonhoff, SEMO
N13 David Simonhoff, SEMO
N20 Tom Schofield, EIU

Newcomer
S4 Clint Sellers, EIU
S11 K.J. Austin-Bruce, TSU
S18 Darren Williams, JSU
S25 Adam Kesler, EIU
O2 Jonathan Eiland, MUR
O9 Dante Harrold, UTM
O16 Courtney Richardson, TSU
O23 Tim Holloman, SEMO
O30 Tim Holloman, SEMO
N6 Cameron Kirnes, TTU
N13 Stevie Chaney, MUR
N20 Clint Sellers, EIU

2006
Offensive
S3 Javarris Williams, TSU
S10 Vincent Webb, EIU

S17 Chad Cook, MUR
S24 Vincent Webb, EIU
O1 Clay Green, JSU
O8 Josh Greco, EIU
O15 Javarris Williams, TSU
O22 Norris Smith, EIU
O29 Javarris Williams, TSU
N5 Don Chapman, UTM
N12 Don Chapman, UTM
N19 Lee Sweeney, TTU

Defensive
S3 LeMarcus Rowell, JSU
S10 Brandon Rosser, EIU
S17 Derrick Parrott, MUR
S24 Aaron Williams, TTU
O1 LeMarcus Rowell, JSU
O8 Lucius Seymour, EIU
O15 Lucius Seymour, EIU
O22 Markeseo Jackson, UTM
O29 Kevin Rondo, UTM
N5 Donald Thomas, EIU
N12 Brandon Gathof, EIU
N19 Kenny Brown, JSU

Special Teams
S3 Shannon Fleming, SAM
S10 Chris Hicks, SAM
S17 David Simonhoff, SEMO
S24 John Mahan, TTU
O1 Zach Walden, JSU
O8 Zach Walden, JSU
O15 Chris Hicks, SAM
O22 David Simonhoff, SEMO
O29 Zach Walden, JSU
N5 Jessie Burton, UTM
N12 Matt Schoborg, EIU
N19 Clay Green, JSU

Special Teams
S3 Micah Rucker, EIU
S10 Micah Rucker, EIU
S17 Marcus Dawson, UTM
S24 E.J. Daniel, UTM
O1 Lee Sweeney, TTU
O8 Cole Stinson, EIU
O15 Lee Sweeney, TTU
O22 Antonio Heffner, TSU
O29 Aaron Williams, TSU
N5 Cole Stinson, EIU
N12 Bobby Washington, EIU
N19 Lee Sweeney, TTU

2007
Offensive
S2 Cole Stinson, EIU
S9 Derek White, TTU
S16 Derek White, TTU
S23 Bobby Washington, EIU
S30 Antonio Heffner, TSU
O7 Allan Holland, EIU
O14 Cedric Johnson, JSU
O21 Chris Fletcher, APSU
O28 Jefferson Adcock, SAM
N4 Jeff Ehrhardt, MUR
N11 Don Chapman, UTM
N18 Ademola Adeniji, EIU

Defensive
S2 Dontrell Miller, UTM
S9 Drew Robinson, JSU
S16 Daniel Becker, APSU
Shaun Richardson, TSU
S23 Maurice Smith, TTU
S30 Carnell Clark, JSU
O7 Donald Thomas, EIU
O14 Corey Reed, TTU
O21 Derrick Huff, EIU
O28 Derrick Huff, EIU
N4 D. Rodgers-Cromartie, TSU
N11 Michael Torres, EIU
Brandon Gathof, EIU
N18 Craig Worthen, UTM

Special Teams
S2 Terrence Holt, APSU
S9 Gavin Hallford, JSU
S16 Gavin Hallford, JSU
S23 Eric Benson, TSU
S30 Mark Prevost, SAM
Maurice Dupree, JSU
Gavin Hallford, JSU

O7	Taylor Long, EKU	2009	O10	Rico Council, TSU	S18	Clarence Jackson, JSU
O14	Zach Walden, JSU	Offensive	O17	Caleb Mitchell, TTU	S25	Washaun Ealey, JSU
O21	Sean O'Brien, MUR	S6		Marcus Edwards, TTU	O2	Washaun Ealey, JSU
O28	Larry Shipp, TTU	S13		Brannon Byrd, JSU		Michael German, TSU
N4	Maurice Dupree, JSU	S20		Joshua Jackson, SEMO	O9	Michael German, TSU
N11	Quinten Ponius, EIU	S27		N7	O16	Michael German, TSU
N18	Terrence Holt, APSU	O4		N14	O23	Tim Hamm-Bey, SEMO
	Taurean Rhetta, JSU	O11		N21	O30	Qua Huzzie, MUR
Newcomer		O18	Specialist		N6	Cameron Bailey, EKU
S2	Victor Anderson, SEMO	O25	S5	Rayshawn Weatherspoon, TSU		Washaun Ealey, JSU
S9	Kevin Cook, EIU	N1	S12	Drew Geldbach, SEMO	N13	Michael German, TSU
	Justin Kraemer, TTU		S19	Stephen Stansell, APSU	N20	Kevin Hamlin, EKU
S16	Chris Evans, SAM	N8	S26	Dontrell Johnson, MUR		
S23	Alex Barnett, SAM	N15	O3	Kevin Cook, EIU	2012	
	Henry Sailes, TTU		O10	Matthew Barker, TTU	Offensive	
S30	Rashad Haynes, EIU	N22	O17	Rashad Haynes, EIU	S2	Jimmy Garoppolo, EIU
O7	Cedric Johnson, JSU	Defensive		Jordan Berry, EKU	S29	DaMarcus James, JSU
O14	Cedric Johnson, JSU	S6	O24	Drew Geldbach, SEMO		Trabis Ward, TSU
O21	Chris Evans, SAM	S13		Nick Campbell, TTU	S16	Michael German, TSU
O28	Jeff Ehrhardt, MUR	S20	O31	Joe Hook, UTM	S23	Erik Lora, Eastern Illinois
	Cade Thompson, UTM	S27	N7	Jeremy Caldwell, EKU	S30	Jimmy Garoppolo, EIU
N4	Jeff Ehrhardt, MUR	O4	N14	James Esco, JSU	O7	Casey Brockman, MUR
N11	Cade Thompson, UTM		N21	Jeremy Caldwell, EKU	O14	Derek Carr, UTM
N18	Justin Kraemer, TTU	O11	Newcomer			Trabis Ward, TSU
		O18	S5	Coty Blanchard, JSU	O21	T.J. Pryor, EKU
2008		O25	S12	Coty Blanchard, JSU	O28	Washaun Ealey, JSU
Offensive		N1	S19	CJ Estelle, UTM	N4	Derek Carr, UTM
A31	Houston Lillard, SEMO	N8	S26	Mike Harris, MUR	N11	Darian Stone, TTU
S7	Antonio Heffner, TSU		O3	Coty Blanchard, JSU	N18	Quentin Sims, UTM
S14	Henry Sailes, TTU	N15		Arthur Brackett, MUR		Jake Ryan, APSU
S21	Antonio Heffner, TSU		O10	Mike Harris, MUR	Defensive	
S28	Ryan Perrilloux, JSU	N22	O17	Jocques Crawford, TTU	S2	Brooklyn Fox, EKU
O5	Derrick Townsel, MUR	Special Teams	O24	Jimmy Garoppolo, EIU	S9	Rashad Smith, JSU
	Javarris Williams, TSU	S6	O31	Jimmy Garoppolo, EIU	S16	Brandon Wicks, MUR
O12	Brandyn Young, UT Martin	S13	N7	Mike Harris, MUR	S23	Cejay Ceniza, EKU
O19	Ryan Perrilloux, JSU	S20	N14	Darius Barksdale, JSU	S30	Pete Houlihan, EIU
O26	Trent Caffee, APSU	S27		Duane Brady, MUR	O7	Nick Thrasher, TSU
N2	Allan Holland, EKU	O4	N21	Jocques Crawford, TTU	O14	Steven Godbolt III, TSU
N9	Antonio Heffner, TSU	O11				Thad Williams, UTM
N16	C.J. Walker, EKU	O18	2011		O21	Jermaine Hough, JSU
N23	Travorus Bess, EIU	O25	Offensive			DJ Roberts, UTM
	Jeff Ehrhardt, MUR	N1	S4	Coty Blanchard, JSU	O28	Artavious Dowdell, EIU
Defensive		N8	S11	Mike Harris, MUR	N4	Brooklyn Fox, EKU
A31	Eddie Calvin, SEMO	N15	S18	Casey Brockman, MUR	N11	Rashad Smith, JSU
S7	Seymour Loftman, EIU	N22	S25	Dontey Gay, TTU	N18	Artavious Dowdell, EIU
S14	Nathan Williams, MUR		O2	Jake Ryan, APSU		Brandon Wicks, MUR
S21	A.J. Davis, JSU	Newcomer		Matt Scheible, SEMO	Specialist	
S28	Dontrell Miller, UTM	S6	O9	Derek Carr, UTM	S2	Cody Sandlin, UTM
O5	Eugene Clifford, TSU	S13	O16	Mike Harris, MUR	S9	Griffin Thomas, JSU
O12	Nathan Williams, MUR	S20	O23	Matt Denham, EKU	S16	Cameron Berra, EIU
O19	Alexander Henderson, JSU	S27	O30	Matt Denham, EKU	S23	Jordan Benton, MUR
O26	Nick Stauffer, SEMO		N6	T.J. Pryor, EKU		Drew Geldbach, SEMO
N2	Nathan Williams, MUR	O4	N13	Calvin Middleton, JSU	S30	Ladarius Vanlier, TTU
N9	Austen Lane, MUR	O11	N20	Casey Brockman, MUR	O7	Kevin Barfield, UTM
N16	Andrew Ridgeway, JSU	O18		Dontey Gay, TTU	O14	Cameron Berra, EIU
N23	Brandon Gathof, EKU	O25	Defensive		O21	Griffin Thomas, JSU
Special Teams		N1	S4	Patrick McClellan, EKU	O28	Jamin Godfrey, TSU
A31	Terrence Holt, APSU	N8	S11	Ichiro Vance, EKU	N4	Steven Mix, MUR
S7	Jamaal Akbar, UTM	N15	S18	Richmond Tooley, TTU	N11	Zach Sharp, TTU
S14	Justin Kraemer, TTU	N22	S25	Antwaun Majors, APSU	N18	Walter Powell, MUR
S21	Tyler Wilke, EIU		O2	Clarence Jackson, JSU	Newcomer	
S28	Taylor Long, EKU	2010	O9	Ben Johnson, UTM	S2	Troymaine Pope, JSU
O5	Maurice Dupree, JSU	Offensive	O16	Antonio Harper, TSU	S9	Troymaine Pope, JSU
O12	Quentin Ponius, EIU	S5	O23	Montori Hughes, UTM	S16	Jaamal Berry, MUR
O19	Gavin Hallford, JSU		O30	Qua Huzzie, MUR	S23	Da'Rick Rogers, TTU
	Eric Benson, TSU	S12		Corey Watson, TTU	S30	Jaamal Berry, MUR
O26	Doug Spada, SEMO	S19	N6	Antonio Harper, TSU	O7	Telvin Brown, JSU
N2	Terrence Holt, APSU	S26	N13	Blake Peiffer, SEMO	O14	Jeremy Butler, UTM
N9	Derrick Townsel, MUR		N20	Richmond Tooley, TTU	O21	Jermaine Hough, JSU
N16	Gavin Hallford, JSU		Specialist		O28	Scott Lathrop, SEMO
N23	Ricky Thomas, APSU	O3	S4	Jordan Berry, EKU	N4	Jaamal Berry, MUR
Newcomer		O10	S11	Jeremy Caldwell, EKU	N11	Jeremy Butler, UTM
A31	JaJuan Spillman, TSU	O17		Travis James, TSU	N18	Alex Helms, EIU
S7	Ryan Perrilloux, JSU	O24	S18	Scott Weatherford, EIU		
S14	Henry Harris, SEMO	O31	S25	Coty Blanchard, JSU		
	Daryl Bourne, UTM	N7		Cody Forbes, TTU		
S21	Mike Hicks, UTM		O2	Stephen Stansell, APSU		
S28	Henry Harris, SEMO	N14	O9	Jamin Godfrey, TSU		
	Ryan Perrilloux, JSU	N21	O16	Zach Sharp, TTU		
O5	Ryan Perrilloux, JSU		O23	Gabriel Chambers, JSU		
O12	Shannon Davis, EKU	Defensive	O30	Nick Campbell, TSU		
O19	Desmin Ward, EIU	S5	N6	Kienan Cullen, MUR		
	Ryan Perrilloux, JSU	S12	N13	Kienan Cullen, MUR		
O26	Ryan White, APSU		N20	James Esco, JSU		
N2	Ryan Perrilloux, JSU	S19	Newcomer			
N9	Mike Hicks, UTM	S26	S4	Washaun Ealey, JSU		
N16	Ryan White, APSU	O3	S11	Jeremiah Williams, EKU		
N23	Matt Scheible, SEMO					



ALL-TIME OVC PRESEASON POLLS

OVC preseason football polls for most seasons are available dating back to the 1978 poll. Not all years are available. Where available, first-place votes are indicated in parenthesis after team name. Preseason Players of the Year were not selected on a regular basis until 2008 and are indicated after that year's results.

1978		5. Austin Peay	17	3. Middle Tennessee (2)	104	5. Murray State	70
1. Tennessee Tech		6. Tennessee Tech	11	4. Eastern Illinois	80	6. Tennessee State	67
Poll results incomplete		7. Morehead State	8	5. Southeast Missouri	56	7. Eastern Illinois	52
1979		1988		6. Tennessee State	55	8. Tennessee Tech	36
1. Eastern Kentucky	68	Poll not available		7. UT Martin	48	9. UT Martin	19
2. Western Kentucky	66	1989		8. Tennessee Tech	42	2005	
3. Tennessee Tech	48	1. Eastern Kentucky	54	9. Austin Peay	26	1. Jacksonville State (15)	127
4. Murray State	40	2. Middle Tennessee	44.5	1997		2. Eastern Kentucky (1)	108
5. Austin Peay	30	3. Murray State	41.5	1. Eastern Illinois (6)	89	3. Murray State (2)	94
6. Middle Tennessee	22	4. Tennessee State	37	2. Eastern Kentucky (5)	85	4. Eastern Illinois	81
7. Morehead State	20	5. Tennessee Tech	22	3. Murray State (4)	79	5. Tennessee Tech	72
1980		6. Austin Peay	17.5	4. Middle Tennessee (1)	65	6. Samford	49
1. Murray State (5)	47	7. Morehead State	14.5	5. Tennessee State	46	7. Tennessee State	47
2. Eastern Kentucky (3)	41	1990		6. Tennessee Tech	40	8. Southeast Missouri	45
3. Western Kentucky	35	1. Middle Tennessee	35	7. Southeast Missouri	29	9. UT Martin	25
4. Akron	34	2. Eastern Kentucky	32	8. UT Martin	15	2006	
5. Austin Peay	26	3. Murray State	21	1998		1. Eastern Kentucky (11)	120
6. Morehead State	18	Tennessee Tech	21	1. Eastern Kentucky (13)	97	2. Eastern Illinois (7)	117
7. Middle Tennessee	13	5. Tennessee State	19	2. Eastern Illinois (1)	79	3. Jacksonville State	102
8. Tennessee Tech	10	6. Morehead State	10	3. Murray State (2)	77	4. Samford	75
1981		7. Austin Peay	9	4. Middle Tennessee	54	5. Murray State	64
1. Eastern Kentucky (5)	60.5	1991		5. Tennessee Tech	53	6. UT Martin	46
2. Western Kentucky (2)	56.5	1. Eastern Kentucky (13)	125	6. Tennessee State	46	7. Tennessee State	45
3. Murray State (2)	52	2. Middle Tennessee (3)	115	7. Southeast Missouri	26	Tennessee Tech	45
4. Akron	39	3. Tennessee State	89	8. UT Martin	16	9. Southeast Missouri	34
5. Morehead State	31	4. Morehead State	69	1999		2007	
6. Middle Tennessee	29	Tennessee Tech	69	1. Tennessee State (12)	95	1. Eastern Illinois (8)	150
7. Austin Peay	23	6. Murray State	47	2. Murray State (2)	77	2. Jacksonville State (6)	139
8. Youngstown State	18	7. Southeast Missouri	44	3. Eastern Kentucky	71	3. UT Martin (4)	126
9. Tennessee Tech	14	8. Austin Peay	18	4. Eastern Illinois (2)	66	4. Eastern Kentucky (1)	119
1982		1992		5. Western Kentucky	56	5. Tennessee State (1)	103
1. Eastern Kentucky (6)	48	1. Eastern Kentucky (10)	138	6. Tennessee Tech	42	6. Tennessee Tech	79
2. Youngstown State (1)	40	2. Middle Tennessee (8)	136	7. Southeast Missouri	26	7. Murray State	60
3. Murray State (1)	35	3. Morehead State	89	8. UT Martin	15	8. Southeast Missouri	57
4. Middle Tennessee	34	4. Austin Peay	84	2000		9. Samford	46
5. Tennessee Tech	25	5. Tennessee State	81	1. Eastern Kentucky (12)	96	10. Austin Peay	21
6. Akron	19	6. Tennessee Tech	67	2. Murray State (3)	75	2008	
7. Austin Peay	13	7. Southeast Missouri	65	3. Tennessee State (1)	73	1. Jacksonville State (6)	113
8. Morehead State	10	8. UT Martin	41	4. Western Kentucky	56	2. Eastern Kentucky (6)	111
1983		9. Murray State	28	5. Tennessee Tech	55	3. Eastern Illinois (6)	108
1. Eastern Kentucky (6)	48	1993		6. Eastern Illinois	46	4. Tennessee State	84
2. Akron (2)	44	1. Middle Tennessee (16)	152	7. Southeast Missouri	33	5. UT Martin	69
3. Middle Tennessee	36	2. Eastern Kentucky (2)	144	8. UT Martin	14	6. Tennessee Tech	55
4. Youngstown State	27	3. Tennessee Tech	124	2001		7. Austin Peay	50
5. Murray State	22	4. Tennessee State	106	1. Eastern Illinois (9)	69	8. Murray State	36
6. Tennessee Tech	21	5. Southeast Missouri	75	2. Tennessee Tech (3)	56	9. Southeast Missouri	22
7. Morehead State	15	6. Morehead State	69	3. Eastern Kentucky (2)	52	Preseason Offensive Player	
8. Austin Peay	4	7. Austin Peay	59	4. Murray State	50	Allan Holland (QB), EKU	
1984		8. UT Martin	46	5. Tennessee State	32	Preseason Defensive Player	
1. Eastern Kentucky (6)	48	9. Murray State	36	6. Southeast Missouri	23	Pierre Walters (DL), EIU	
2. Middle Tennessee (2)	40	1994		7. UT Martin	12	2009	
3. Akron	36	1. Eastern Kentucky (12)	123	2002		1. Eastern Kentucky (10)	105
4. Murray State	33	2. Middle Tennessee (3)	109	1. Eastern Illinois (4)	71	2. UT Martin (4)	92
5. Austin Peay	20	3. Tennessee Tech (3)	104	2. Eastern Kentucky (3)	61	3. Eastern Illinois (2)	89
6. Tennessee Tech	18	4. Tennessee State	76	3. Tennessee State	45	4. Tennessee State (1)	74
7. Youngstown State	17	5. Murray State	72	Tennessee Tech	45	5. Murray State (1)	61
8. Morehead State	12	6. UT Martin	69	5. Murray State	36	6. Tennessee Tech	35
1985		7. Southeast Missouri	39	6. Southeast Missouri	24	7. Austin Peay	33
1. Eastern Kentucky (4)	44.5	8. Austin Peay	36	7. UT Martin	12	Southeast Missouri	33
2. Middle Tennessee (3)	43	9. Morehead State	20	2003		- Jacksonville State	n/a
3. Murray State (1)	36	1995		1. Southeast Missouri (5)	60	Note: JSU was not included in the	
4. Youngstown State	29	1. Eastern Kentucky (15)	127	2. Murray State (4)	58	Predicted Order of Finish because	
5. Austin Peay	26	2. Middle Tennessee (2)	112	3. Eastern Illinois	48	they were not eligible to win the OVC	
6. Akron	23.5	3. Tennessee State (1)	89	4. Eastern Kentucky	45	Championship due to NCAA APR	
7. Morehead State	14	4. Southeast Missouri	84	5. Jacksonville State	33	penalties.	
8. Tennessee Tech	8	5. Tennessee Tech	74	Tennessee Tech	33	Preseason Offensive Player	
1986		6. Murray State	59	7. Tennessee State	23	Cade Thompson (QB), UTM	
Poll not available		7. Austin Peay	55	8. Samford	16	Preseason Defensive Player	
1987		8. UT Martin	32	9. UT Martin	8	Austen Lane (DE), MUR	
1. Eastern Kentucky (4)	34	9. Morehead State	16	2004			
2. Murray State (2)	30	1996		1. Eastern Kentucky (10)	121		
3. Middle Tennessee (1)	28	1. Murray State (9.5)	117.5	2. Jacksonville State (8)	119		
4. Youngstown State	19	2. Eastern Kentucky (6.5)	116.5	3. Samford	91		
				4. Southeast Missouri	73		



2010

1.	Jacksonville State (11)	120
2.	Eastern Illinois (4)	114
3.	Eastern Kentucky (1)	102
4.	Tennessee Tech (1)	78
5.	Tennessee State (1)	70
6.	UT Martin	59
7.	Austin Peay	38
	Southeast Missouri	38
9.	Murray State	29

Preseason Offensive Player

Terrence Holt (RB/KR), APSU

Preseason Defensive Player

Josh Bey (LB), UTM

2011

1.	Jacksonville State (13)	123
2.	Murray State (4)	106
3.	Eastern Kentucky	93
4.	Southeast Missouri	81
5.	Tennessee Tech	73
6.	UT Martin	64
7.	Eastern Illinois	57
8.	Tennessee State	33
9.	Austin Peay	18

Preseason Offensive Player

Casey Brockman (QB), MUR

Preseason Defensive Player

Monte Lewis (DL), JSU

Rico Council (LB), TSU

2012

1.	Eastern Kentucky (12)	124
2.	Jacksonville State (6)	177
3.	Murray State	85
4.	Tennessee Tech	83
5.	Tennessee State	69
6.	UT Martin	67
7.	Southeast Missouri	44
8.	Eastern Illinois	42
9.	Austin Peay	17

Preseason Offensive Player

Casey Brockman (QB), MUR

Preseason Defensive Player

Blake Peiffer (LB), SEMO

2013

1.	Eastern Illinois (12)	122
2.	Eastern Kentucky (4)	114
3.	Tennessee State (2)	90
4.	Jacksonville State	87
5.	UT Martin	78
6.	Murray State	53
	Tennessee Tech	53
8.	Southeast Missouri	35
9.	Austin Peay	16

Preseason Offensive Player

Erik Lora (WR), EIU

Preseason Defensive Player

Steven Godbolt III (DB), TSU

NCAA DIVISION I FOOTBALL CHAMPIONSHIP

College football coaches often say the greatest improvement a team makes is between its first and second game. Team Frisco certainly agrees. After staging a successful championship game in 2011, its first of at least three at FC Dallas Stadium in Frisco, Texas, year two and three were even better.

In the first title game played in Frisco, Eastern Washington erased 16-point deficit to beat Delaware 20-19 in January 2011. The entertaining game certainly did not disappoint the 13,000-plus fans who attended the first college football game in Frisco.

A year later, the perfect blend of two passionate fan bases combined with a "local" team making it to the championship game led to a standing-room only crowd of 20,586 to watch North Dakota State beat Sam Houston State 17-6. North Dakota State quarterback Brock Jensen threw a touchdown pass right after a fake punt and then added a 1-yard run for another score following a long interception return to help the No. 2 seed Bison upset the top-seeded Bearkats, snapping Sam Houston's 16-game win streak and preventing it from winning its first national championship. It was NDSU's first national championship at the Division I level to go with five Division II titles, the last in 1990.

Last season the title game was a rematch between the Bison and Bearkats with North Dakota State claiming its second-straight title with a 39-13 victory. The game was played in front of 21,411 fans, including more than 10,000 wearing green and gold. Brock Jensen ran for three touchdowns and Sam Ojuri added two more scores as NDSU broke a 10-10 halftime tie as they outscored SHSU 29-3 in the second half.

While the games have no doubt been the highlight, it is a week's worth of events that have separated the event in Frisco from past championships – not to mention the great Texas hospitality.

The teams arrive in Texas four days before the game starts. They're greeted by signs and banners around town as well as great crowds at their respective team headquarters. The next day, the teams visit local elementary schools where they are welcomed by students eager to show off their school spirit for their newly adopted college teams. Later that night, the two participating teams gather for the Great Texas Barbecue Bowl that showcase the legendary Texas culture and hospitality. On Friday, teams attend the Champions Luncheon and make last-minute tweaks in game preparation.

The day of the game, fans begin gathering at restaurants and parking lots surrounding FC Dallas Stadium and take part in Tailgate Town that features quality entertainment and even more Texas sounds, flavors and hospitality.

"The NCAA national championship game in Frisco was an experience our players, fans and coaching staff will never forget," Sam Houston State head coach Willie Fritz said. "What a great week. The NCAA, Southland Conference and city of Frisco put on a first class event from start to finish."

The local organizing committee, collectively known as Team Frisco consists of the City of Frisco, its Economic Development Corporation and Convention & Visitors Bureau, Hunt Sports Group/FC Dallas Stadium, the Frisco Chamber of Commerce and Frisco-based Southland Conference.

The Football Championship Subdivision is comprised of the conferences and institutions that compete in the NCAA Division I Football Championship - Big Sky, Big South, Colonial Athletic Association, Ivy League, Mid-Eastern Athletic, Missouri Valley Football, Northeast, Ohio Valley, Patriot League, Pioneer, Southern, Southland and the Southwestern Athletic. The Ivy League and Southwestern Athletic Conference choose not to participate in the football championship. The FCS embodies a tradition of excellence through high level competition, student-athlete character and sportsmanship throughout the regular season and the championship experience.





OVC POSTSEASON HISTORY

1948

Murray State 21, Sul Ross State 21 (Tangerine Bowl)

1952

Western Kentucky 34, Arkansas State 19 (Refrigerator Bowl)
East Texas State 33, **Tennessee Tech 0** (Tangerine Bowl)

1954

Omaha 7, **Eastern Kentucky 6** (Tangerine Bowl)
Sam Houston State 27, **Middle Tennessee 13** (Refrigerator Bowl)

1959

The Citadel 27, **Tennessee Tech 0** (Tangerine Bowl)

1960

Middle Tennessee 21, Presbyterian 12 (Tangerine Bowl)

1961

Lamar 21, **Middle Tennessee 14** (Tangerine Bowl)

1963

Western Kentucky 27, Coast Guard 0 (Tangerine Bowl)

1964

Middle Tennessee 20, Muskingham 0 (Grantland Rice Bowl)

1967

Eastern Kentucky 27, Ball State 13 (Grantland Rice Bowl)

1969

East Tennessee St. 34, Louisiana Tech 13 (Grantland Rice Bowl)

1972

Louisiana Tech 34, **Tennessee Tech 0** (Grantland Rice Bowl)

1973

Western Kentucky 25, Lehigh 16 (NCAA Division II 1st Round)
Western Kentucky 28, Grambling 20 (Grantland Rice Bowl)
Louisiana Tech 34, **Western Kentucky 0** (NCAA Division II Champ.)

1975

Western Kentucky 14, Northern Iowa 12 (NCAA Division II 1st Round)
Western Kentucky 14, New Hampshire 3 (Grantland Rice Bowl)
Northern Michigan 16, **Western Kentucky 14** (NCAA Division II Champ.)

1976

North Dakota St. 10, **Eastern Kentucky 7** (NCAA Division II 1st Round)

FCS/I-AA PLAYOFFS HISTORY

The I-AA (re-named the Football Championship Subdivision at the end of the 2006 season) Playoffs began in 1978. FCS schools are the only Division I institutions who compete in a playoff format for a national championship (Football Bowl Subdivision - formerly I-A - compete for the Bowl Championship Series Championship).

Eastern Kentucky, which won the I-AA national championship in 1979 and 1982, has been to the playoffs 20 times in the 35-year history of the event. That is the second-most appearances all-time (trailing only Montana). EKU, along with fellow OVC members Eastern Illinois, Jacksonville State, Southeast Missouri, Tennessee Tech and UT Martin have also been in the field during the past seven years.

1979 - NCAA I-AA PLAYOFFS

at Eastern Kentucky 33, Nevada-Reno 30 2OT (Semifinals)
Lehigh 28, **at Murray State 9** (Semifinals)
Eastern Kentucky 30, Lehigh 7 (Championship - Orlando, Fla.)

1980 - NCAA I-AA PLAYOFFS

at Eastern Kentucky 23, Lehigh 20 (Semifinals)
Boise State 31, **Eastern Kentucky 29** (Championship - Sacramento, Calif.)

1981 - NCAA I-AA PLAYOFFS

at Eastern Kentucky 35, Delaware 28 (Quarterfinals)
Eastern Kentucky 23, at Boise State 17 (Semifinals)
Idaho State 34, **Eastern Kentucky 23** (Championship - Wichita Falls, Texas)

1982 - NCAA I-AA PLAYOFFS

at Eastern Kentucky 38, Idaho 30 (Quarterfinals)
at Eastern Kentucky 13, Tennessee State 7 (Semifinals)
Eastern Kentucky 17, Delaware 14 (Championship - Wichita Falls, Texas)

1983 - NCAA I-AA PLAYOFFS

Boston University 24, **at Eastern Kentucky 20** (1st Round)

1984 - NCAA I-AA PLAYOFFS

Middle Tennessee 27, **at Eastern Kentucky 10** (1st Round)
Middle Tennessee 42, at Indiana State 41 (3OT) (Quarterfinals)
Louisiana Tech 21, **at Middle Tennessee 13** (Semifinals)

1985 - NCAA I-AA PLAYOFFS

Georgia Southern 28, **at Middle Tennessee 21** (1st Round)
at Rhode Island 35, **Akron 27** (1st Round)

1986 - NCAA I-AA PLAYOFFS

Eastern Kentucky 23, at Furman 10 (1st Round)
at Eastern Illinois 28, **Murray State 21** (1st Round)
Eastern Kentucky 24, at Eastern Illinois 22 (Quarterfinals)
at Arkansas State 24, **Eastern Kentucky 10** (Semifinals)

1987 - NCAA I-AA PLAYOFFS

at Eastern Kentucky 40, Western Kentucky 17 (1st Round)
at Northern Iowa 31, **Youngstown State 28** (1st Round)
at NE Louisiana 33, **Eastern Kentucky 32** (Quarterfinals)

1988 - NCAA I-AA PLAYOFFS

at Eastern Kentucky 28, Massachusetts 17 (1st Round)
at Eastern Kentucky 41, Western Kentucky 24 (Quarterfinals)
at Georgia Southern 21, **Eastern Kentucky 17** (Semifinals)

1989 - NCAA I-AA PLAYOFFS

at Middle Tennessee 24, Appalachian State 21 (1st Round)
Youngstown State 28, **at Eastern Kentucky 24** (1st Round)
at Georgia Southern 45, **Middle Tennessee 3** (Quarterfinals)

1990 - NCAA I-AA PLAYOFFS

at Middle Tennessee 28, Jackson State 7 (1st Round)
Furman 45, **at Eastern Kentucky 17** (1st Round)
at Boise State 20, **Middle Tennessee 13** (Quarterfinals)

1991 - NCAA I-AA PLAYOFFS

at Middle Tennessee 20, Sam Houston 19 (OT) (1st Round)
at Eastern Kentucky 14, Appalachian St. 3 (1st Round)
at Eastern Kentucky 23, **Middle Tennessee 13** (Quarterfinals)
at Marshall 14, **Eastern Kentucky 7** (Semifinals)

1992 - NCAA I-AA PLAYOFFS

at Middle Tennessee 35, Appalachian State 10 (1st Round)
at Marshall 44, **Eastern Kentucky 0** (1st Round)
at Marshall 35, **Middle Tennessee 21** (Quarterfinals)

1993 - NCAA I-AA PLAYOFFS

at Georgia Southern 14, **Eastern Kentucky 12** (1st Round)

1994 - NCAA I-AA PLAYOFFS

at Eastern Kentucky 30, Boston University 23 (1st Round)
at Marshall 49, **Middle Tennessee 14** (1st Round)
at Youngstown State 18, **Eastern Kentucky 15** (Quarterfinals)

1995 - NCAA I-AA PLAYOFFS

Northern Iowa 35, **at Murray State 34** (1st Round)
at Montana 48, **Eastern Kentucky 0** (1st Round)

1996 - NCAA I-AA PLAYOFFS

at Murray State 34, Western Illinois 6 (1st Round)
at Northern Iowa 21, **Eastern Illinois 14** (1st Round)
at Troy State 31, **Murray State 3** (Quarterfinals)

1997 - NCAA I-AA PLAYOFFS

at Western Kentucky 42, **Eastern Kentucky 14** (1st Round)

1998 - NCAA I-AA PLAYOFFS

at Appalachian State 45, **Tennessee State 31** (1st Round)

1999 - NCAA I-AA PLAYOFFS

North Carolina A&T 24, **at Tennessee State 10** (1st Round)

2000 - NCAA I-AA PLAYOFFS

at Western Kentucky 27, Florida A&M 0 (1st Round)
at Montana 45, **Eastern Illinois 13** (1st Round)
Appalachian State 17, **at Western Kentucky 14** (Quarterfinals)

2001 - NCAA I-AA PLAYOFFS

Northern Iowa 49, **at Eastern Illinois 43** (1st Round)

2002 - NCAA I-AA PLAYOFFS

at Western Illinois 48, **Eastern Illinois 9** (1st Round)
at Western Kentucky 59, **Murray State 20** (1st Round)

2003 - NCAA I-AA PLAYOFFS

at Western Kentucky 45, **Jacksonville State 7** (1st Round)

2004 - NCAA I-AA PLAYOFFS

at Furman 49, **Jacksonville State 7** (1st Round)

2005 - NCAA I-AA PLAYOFFS

Southern Illinois 21, **at Eastern Illinois 6** (1st Round)

2006 - NCAA FCS PLAYOFFS

Illinois State 24, **at Eastern Illinois 13** (1st Round)
at Southern Illinois 36, **UT Martin 30** (1st Round)

2007 - NCAA FCS PLAYOFFS

at Southern Illinois 30, **Eastern Illinois 11** (1st Round)
at Richmond 31, **Eastern Kentucky 14** (1st Round)

2008 - NCAA FCS PLAYOFFS

at Richmond 38, **Eastern Kentucky 10** (1st Round)

OVC TEAMS IN FCS/I-AA PLAYOFFS

1979	Eastern Kentucky	1997	Eastern Kentucky
	Murray State	1998	Tennessee State
1980	Eastern Kentucky	1999	Tennessee State
1981	Eastern Kentucky	2000	Western Kentucky
1982	Eastern Kentucky		Eastern Illinois (at-large)
1983	Eastern Kentucky	2001	Eastern Illinois
1984	Eastern Kentucky	2002	Murray State
	Middle Tennessee		Eastern Illinois (at-large)
1985	Akron	2003	Jacksonville State
	Middle Tennessee	2004	Jacksonville State
1986	Eastern Kentucky	2005	Eastern Illinois
	Murray State	2006	UT Martin
1987	Eastern Kentucky		Eastern Illinois (at-large)
	Youngstown State	2007	Eastern Kentucky
1988	Eastern Kentucky		Eastern Illinois (at-large)
1989	Eastern Kentucky	2008	Eastern Kentucky
	Middle Tennessee	2009	Eastern Illinois
1990	Eastern Kentucky	2010	Southeast Missouri
	Middle Tennessee		Jacksonville State (at-large)
1991	Eastern Kentucky	2011	Tennessee Tech
	Middle Tennessee		Eastern Kentucky (at-large)
1992	Eastern Kentucky	2012	Eastern Illinois
	Middle Tennessee		
1993	Eastern Kentucky	*From 1979-92, all playoff participants were determined on an at-large basis. The automatic-qualifying process began in 1993.	
1994	Eastern Kentucky		
	Middle Tennessee (at-large)		
1995	Murray State		
	Eastern Kentucky (at-large)		
1996	Murray State		
	Eastern Illinois (at-large)		

OVC TEAM RECORDS IN FCS/I-AA PLAYOFFS

TEAM	YRS.	RECORD	LAST APP.
Eastern Kentucky	20	16-18	2011
Eastern Illinois	14	3-14	2012
Middle Tennessee	7	6-7	1994
Murray State	5	1-5	2002
Tennessee State	4	0-4	1999
Jacksonville State	3	0-3	2010
Southeast Missouri	1	0-1	2010
Tennessee Tech	1	0-1	2011
UT Martin	1	0-1	2006
Western Kentucky	1	1-1	2000
Akron	1	0-1	1985
Youngstown State	1	0-1	1987

Current OVC members in bold

Note: Two of Tennessee State's appearances (1981, 1982) and five of Eastern Illinois' appearances (1982, 1983, 1986, 1985, 1995) were made before they were members of the OVC.

2009 - NCAA FCS PLAYOFFS

at Southern Illinois 48, **Eastern Illinois 7** (1st Round)

2010 - NCAA FCS PLAYOFFS

Wofford 17, **at Jacksonville State 14** (2nd Round)
at Eastern Washington 37, **Southeast Missouri 17** (2nd Round)

2011 - NCAA FCS PLAYOFFS

James Madison 20, **at Eastern Kentucky 17** (1st Round)
Central Arkansas 34, **at Tennessee Tech 14** (1st Round)

2012 - NCAA FCS PLAYOFFS


South Dakota State 58, **Eastern Illinois 10** (1st Round)

OVC All-Time Record: 24-48

ALL-TIME FCS/I-AA CHAMPIONS

Since the FCS/I-AA football playoffs began in 1978, there have been 21 different champions in the 35-year history of the playoffs. Eastern Kentucky is among seven teams (Appalachian State, Georgia Southern, Marshall, Montana, North Dakota State and Youngstown State are the others) to have won more than one title. Here is a year-by-year list of FCS/I-AA champions:

1978	Florida A&M	1996	Marshall
1979	EASTERN KENTUCKY	1997	Youngstown State
1980	Boise State	1998	Massachusetts
1981	Idaho State	1999	Georgia Southern
1982	EASTERN KENTUCKY	2000	Georgia Southern
1983	Southern Illinois	2001	Montana
1984	Montana State	2002	Western Kentucky
1985	Georgia Southern	2003	Delaware
1986	Georgia Southern	2004	James Madison
1987	Northeast Louisiana	2005	Appalachian State
1988	Furman	2006	Appalachian State
1989	Georgia Southern	2007	Appalachian State
1990	Georgia Southern	2008	Richmond
1991	Youngstown State	2009	Villanova
1992	Marshall	2010	Eastern Washington
1993	Youngstown State	2011	North Dakota State
1994	Youngstown State	2012	North Dakota State
1995	Montana		



The 1979 Eastern Kentucky Colonels squad captured the 1979 I-AA Championship with a 30-7 victory over Lehigh. The title game was only the second under the I-AA banner, which began in 1978. The Colonels would win another national championship in 1982, once again under legendary coach Roy Kidd.

6. Appalachian State
7. Lehigh
8. McNeese State
9. Connecticut
10. Richmond
11. Hampton
12. **TENNESSEE STATE**
13. Troy State
14. Southern
15. Montana
16. Illinois State
17. William & Mary
18. Bethune-Cookman
19. Western Kentucky
20. Hofstra
21. Colgate
22. South Florida
23. Delaware
24. **MURRAY STATE**
25. Montana State

1. Georgia Southern
2. Youngstown State
3. Illinois State
4. Florida A&M
5. Hofstra
6. Troy State
7. Massachusetts
8. Montana
9. Appalachian State
10. North Carolina A&T
11. **TENNESSEE STATE**
12. Furman
13. James Madison
14. Lehigh
15. Northern Iowa
16. Northern Arizona
17. Southern
18. Colgate
19. Jackson State
20. Portland State
21. Elon
22. Stephen F. Austin
23. South Florida
24. Villanova
25. Brown

1. Georgia Southern
2. Montana
3. Delaware
4. Appalachian State
5. **WESTERN KENTUCKY**
6. Richmond
7. Hofstra
8. Lehigh
9. Troy State
10. Furman
11. Youngstown State
12. Western Illinois
13. Grambling
14. Florida A&M
15. Portland State
16. McNeese State
17. **EASTERN ILLINOIS**
18. Weber State
19. Northern Iowa
20. Bethune-Cookman
21. North Carolina A&T
22. **TENNESSEE TECH**
23. Wofford
24. Illinois State
25. Southwest Texas State

1. Montana
2. Furman
3. Georgia Southern
4. Northern Iowa
5. Lehigh
6. Appalachian State
7. Sam Houston State
8. Grambling
9. **EASTERN ILLINOIS**
10. Maine
11. Hofstra
12. Western Kentucky
13. McNeese State
14. Northwestern State
15. Youngstown State
16. Northern Arizona
17. William & Mary
18. **EASTERN KENTUCKY**
19. Harvard
20. Villanova
21. Rhode Island
22. Florida A&M
23. **TENNESSEE TECH**
24. Pennsylvania
25. **TENNESSEE STATE**

1. Western Kentucky
2. McNeese State
3. Georgia Southern
4. Villanova
5. Western Illinois
6. Maine
7. Montana
8. Grambling
9. Furman
10. Appalachian State
11. Northeastern
12. Fordham
13. **EASTERN ILLINOIS**
14. Wofford
15. Bethune-Cookman
16. Northwestern State
17. Penn
18. Idaho State
19. Montana State
20. **MURRAY STATE**
21. **EASTERN KENTUCKY**
22. Gardner-Webb
23. Nicholls State
24. **SOUTHEAST MISSOURI**
25. Colgate

1. Delaware
2. Colgate
3. Wofford
4. Florida Atlantic
5. Northern Iowa
6. Western Illinois
7. Western Kentucky
8. McNeese State
9. Southern Illinois
10. Northern Arizona
11. Massachusetts
12. Penn
13. Southern
14. Montana
15. Bethune-Cookman
16. North Carolina A&T
17. Grambling State
18. **JACKSONVILLE STATE**
19. Northern Colorado
20. Northeastern
21. Montana State
22. Idaho State
23. Lehigh
24. Georgia Southern
25. Villanova

1. James Madison
2. Montana
3. William & Mary
4. Sam Houston State
5. Furman
6. New Hampshire
7. Delaware
8. Eastern Washington
9. Southern Illinois
10. Georgia Southern
11. Western Kentucky
12. Hampton
13. Harvard
14. **JACKSONVILLE STATE**
15. Lehigh
16. Cal Poly
17. Northwestern State
18. Wofford
19. Lafayette
20. Alabama State
21. Penn
22. South Carolina State
23. North Dakota State
24. Coastal Carolina
25. Northern Iowa

1. Appalachian State
2. Northern Iowa
3. Furman
4. Texas State
5. New Hampshire
6. Cal Poly
7. Southern Illinois
8. Richmond
9. Georgia Southern
10. Hampton
11. Grambling State
12. Montana
13. Eastern Washington
14. Youngstown State
15. Brown
16. **EASTERN ILLINOIS**
17. Nicholls State
18. Montana State
19. Massachusetts
20. South Carolina State

21. Lafayette
22. Illinois State
23. Colgate
24. Coastal Carolina
25. James Madison

1. Appalachian State
2. Massachusetts
3. Montana
4. Youngstown State
5. North Dakota State
6. New Hampshire
7. Southern Illinois
8. Illinois State
9. James Madison
10. Montana State
11. Hampton
12. Furman
13. **UT MARTIN**
14. Coastal Carolina
15. **EASTERN ILLINOIS**
16. Cal Poly
17. Northern Iowa
18. Princeton
19. Portland State
20. San Diego
21. McNeese State
22. South Dakota State
23. Wofford
24. Central Arkansas
25. Yale

1. Appalachian State
2. Delaware
3. Southern Illinois
4. Northern Iowa
5. Richmond
6. Wofford
7. Massachusetts
8. Eastern Washington
9. North Dakota State
10. Montana
11. McNeese State
12. James Madison
13. **EASTERN KENTUCKY**
14. New Hampshire
15. Delaware State
16. Youngstown State
17. Georgia Southern
18. **EASTERN ILLINOIS**
19. South Dakota State
20. Fordham
21. Harvard
22. Yale
23. Elon
24. Cal Poly
25. Grambling State

1. Richmond
2. Montana
3. James Madison
4. Northern Iowa
5. Appalachian State
6. Villanova
7. Weber State
8. New Hampshire
9. Wofford
10. Cal Poly
11. Southern Illinois
12. Central Arkansas
13. South Carolina State
14. Liberty
15. Harvard
16. Colgate
17. Elon
18. Maine
19. **EASTERN KENTUCKY**
20. William & Mary
21. McNeese State
22. Texas State
23. **JACKSONVILLE STATE**
24. Grambling
25. Prairie View A&M

1. Villanova
2. Montana
3. Appalachian State
4. William & Mary
5. Richmond
6. Southern Illinois
7. New Hampshire
8. South Carolina State
9. Elon
10. Stephen F. Austin
11. South Dakota State
12. McNeese State
13. Eastern Washington
14. Holy Cross

15. Prairie View A&M
16. **JACKSONVILLE STATE**
17. Weber State
18. Northern Iowa
19. **EASTERN ILLINOIS**
20. Penn
21. Colgate
22. Liberty
23. Florida A&M
24. Lafayette
25. Texas State

1. Eastern Washington
2. Delaware
3. Villanova
4. Appalachian State
5. Georgia State
6. Wofford
7. New Hampshire
8. Stephen F. Austin
9. North Dakota State
10. William & Mary
11. Montana State
12. **JACKSONVILLE STATE**
13. **SOUTHEAST MISSOURI**
14. Lehigh
15. Bethune-Cookman
16. South Carolina State
17. Western Illinois
18. Penn
19. Northern Iowa
20. Montana
21. Liberty
22. Jacksonville
23. Grambling State
24. Cal Poly
25. Dayton

1. North Dakota State
2. Sam Houston State
3. Montana
4. Georgia Southern
5. Lehigh
6. Northern Iowa
7. Montana State
8. Maine
9. Towson
10. Old Dominion
11. New Hampshire
12. Appalachian State
13. Wofford
14. Central Arkansas
15. James Madison
16. Harvard
17. Delaware
18. Stony Brook
19. Norfolk State
20. Illinois State
21. **TENNESSEE TECH**
22. Jackson State
23. North Dakota
24. **EASTERN KENTUCKY**
25. Liberty

1. North Dakota State
2. Sam Houston State
3. Georgia Southern
4. Eastern Washington
5. Montana State
6. Old Dominion
7. Wofford
8. Illinois State
9. Appalachian State
10. Central Arkansas
11. Stony Brook
12. Cal Poly
13. New Hampshire
14. South Dakota State
15. Villanova
16. Lehigh
17. Towson
18. Richmond
19. James Madison
20. Northern Arizona
21. Wagner
22. Bethune-Cookman
23. **EASTERN KENTUCKY**
24. Coastal Carolina
25. Colgate

ALL-TIME CONFERENCE SERIES GAME-BY-GAME

APSU-EIU EIU leads 10-3	1956 MUR, 33-27 (H)	1970 APSU, 10-6 (H)	2011 UTM, 61-23 (H)	1998 TSU, 27-21 (A)	1964 Tie, 6-6 (at EKU)
1958 APSU, 21-6 (H)	1963 MUR, 14-0 (H)	1971 TTU, 37-17 (H)	2012 UTM, 31-6 (A)	1999 TSU, 43-25 (H)	1965 Tie, 17-17 (at MUR)
1959 APSU, 12-8 (A)	1964 APSU, 26-10 (H)	1972 TTU, 19-7 (A)		2000 EIU, 33-19 (H)	1966 EKU, 27-6 (H)
1988 EIU, 44-0 (H)	1965 APSU, 23-6 (A)	1973 TTU, 31-12 (H)	EIU-EKU	2001 EIU, 52-49 (H)	1967 EKU, 28-7 (A)
1989 EIU, 36-0 (A)	1966 APSU, 49-0 (H)	1974 TTU, 28-7 (A)	EKU leads 12-8	2002 EIU, 54-48 (A)	1968 EKU, 21-20 (H)
1992 EIU, 14-9 (A)	1967 APSU, 37-20 (A)	1975 TTU, 20-0 (H)	1947 EKU, 14-13 (A)	2003 TSU, 24-14 (H)	1969 EKU, 34-13 (A)
1995 EIU, 31-13 (A)	1968 APSU, 56-35 (H)	1976 TTU, 31-13 (A)	1948 EKU, 25-14 (H)	2004 EIU, 34-24 (H)	1970 EKU, 17-7 (H)
1996 EIU, 42-7 (A)	1969 MUR, 53-41 (H)	1977 APSU, 24-21 (A)	1986 EKU, 24-22 (A)	2005 EIU, 27-3 (A)	1971 MUR, 17-7 (H)
1997 EIU, 42-14 (H)	1970 APSU, 45-7 (H)	1978 TTU, 28-14 (A)	1996 EIU, 45-21 (H)	2006 EIU, 29-3 (H)	1972 MUR, 7-3 (A)
2008 APSU, 15-13 (A)	1971 MUR, 16-6 (H)	1979 TTU, 21-14 (H)	1997 EKU, 49-7 (A)	2007 EIU, 38-35 (A)	1973 MUR, 21-20 (H)
2009 EIU, 30-20 (A)	1972 APSU, 33-20 (H)	1980 APSU, 18-10 (H)	1998 EKU, 28-24 (H)	2008 TSU, 45-24 (H)	1974 EKU, 30-16 (H)
2010 EIU, 28-10 (H)	1973 MUR, 31-19 (H)	1981 TTU, 29-24 (H)	1999 EIU, 20-14 (A)	2009 TSU, 21-10 (A)	1975 MUR, 26-7 (H)
2011 EIU, 19-10 (A)	1974 MUR, 16-8 (A)	1982 APSU, 31-27 (H)	2000 EIU, 49-6 (H)	2010 EIU, 31-28 (OT) (A)	1976 EKU, 12-10 (H)
2012 EIU, 65-15 (H)	1975 MUR, 14-10 (H)	1983 APSU, 21-7 (A)	2001 EIU, 21-17 (A)	2011 TSU, 18-17 (A)	1977 MUR, 24-20 (H)
	1976 MUR, 23-13 (A)	1984 APSU, 27-7 (H)	2002 EIU, 25-24 (H)		1978 EKU, 24-21 (H)
	1977 APSU, 13-0 (A)	1985 APSU, 24-20 (A)	2003 EKU, 41-0 (A)	EIU-TTU	1979 MUR, 24-7 (H)
	1978 APSU, 23-17 (H)	1986 APSU, 23-13 (A)	2004 EKU, 49-6 (H)	EIU leads 13-6	1980 EKU, 24-14 (H)
	1979 MUR, 24-10 (H)	1987 TTU, 14-9 (A)	2005 EIU, 53-22 (H)	1975 TTU, 37-0 (H)	1981 EKU, 24-20 (A)
	1980 APSU, 24-0 (H)	1988 APSU, 10-6 (A)	2006 EIU, 28-21 (A)	1976 TTU, 41-14 (A)	1982 EKU, 21-20 (H)
	1981 MUR, 34-29 (H)	1989 TTU, 17-15 (A)	2007 EKU, 28-21 (A)	1996 EIU, 35-27 (A)	1983 MUR, 24-10 (H)
	1982 MUR, 21-7 (H)	1990 TTU, 20-14 (OT) (H)	2008 EKU, 20-7 (H)	1997 EIU, 10-7 (A)	1984 EKU, 27-14 (H)
	1983 APSU, 17-16 (H)	1991 TTU, 32-7 (H)	2009 EKU, 36-31 (A)	1998 EIU, 13-6 (A)	1985 MUR, 27-20 (H)
	1984 MUR, 20-13 (2OT) (H)	1992 TTU, 10-0 (A)	2010 EKU, 35-7 (H)	1999 TSU, 14-7 (A)	1986 MUR, 17-15 (H)
	1985 MUR, 14-6 (A)	1993 TTU, 35-17 (A)	2011 EKU, 48-16 (A)	2000 EIU, 27-6 (A)	1987 EKU, 29-21 (H)
	1986 MUR, 24-14 (A)	1994 APSU, 34-27 (A)	2012 EIU, 24-7 (A)	2001 EIU, 44-33 (H)	1988 EKU, 31-24 (OT) (A)
	1987 MUR, 40-0 (H)	1995 APSU, 20-7 (A)		2002 EIU, 35-28 (A)	1989 EKU, 38-36 (H)
	1988 MUR, 19-3 (A)	1996 TTU, 23-17 (A)	EIU-JSU	2003 EIU, 37-10 (H)	1990 EKU, 42-0 (A)
	1989 MUR, 49-43 (H)	1997 TTU, 36-3 (A)	Series tied 5-5	2004 TSU, 40-37 (OT) (H)	1991 EKU, 42-17 (A)
	1990 MUR, 31-24 (3OT) (A)	2007 APSU, 30-27 (A)	2003 JSU, 36-24 (H)	2005 EIU, 31-20 (H)	1992 EKU, 21-18 (OT) (H)
	1991 APSU, 27-9 (H)	2008 APSU, 31-28 (H)	2004 JSU, 31-21 (A)	2006 EIU, 38-14 (A)	1993 EKU, 21-13 (A)
	1992 MUR, 27-10 (H)	2009 TTU, 31-23 (H)	2005 EIU, 10-6 (A)	2007 EIU, 45-24 (H)	1994 EKU, 49-13 (H)
	1993 MUR, 38-14 (H)	2010 TTU, 34-21 (A)	2006 EIU, 28-24 (H)	2008 EIU, 38-20 (A)	1995 MUR, 17-7 (H)
	1994 MUR, 29-14 (A)	2011 TTU, 49-7 (H)	2007 EIU, 37-23 (A)	2009 EIU, 23-15 (H)	1996 MUR, 17-14(A)
	1995 MUR, 45-17 (A)	2012 APSU, 38-31 (H)	2008 JSU, 23-10 (A)	2010 TTU, 34-20 (H)	1997 EKU, 29-8 (A)
	1996 MUR, 51-7 (H)		2009 EIU, 28-20 (A)	2011 TSU, 31-20 (A)	1998 MUR, 28-21 (A)
	1997 MUR, 51-0 (H)	APSU-UTM	2010 JSU, 28-23 (A)	2012 EIU, 31-24 (A)	1999 MUR, 45-30 (H)
	2005 MUR, 42-6 (H)	UTM leads 34-25-2	2011 JSU, 28-21 (H)		2000 MUR, 24-22 (A)
	2007 APSU, 23-17 (A)	1930 UTM, 32-0 (A)	2012 EIU, 31-28 (H)	EIU-UTM	2001 EKU, 21-13 (A)
	2008 MUR, 32-12 (A)	1931 Tie, 0-0 (at UTM)		EIU leads 12-6	2002 EKU, 31-7 (H)
	2009 MUR, 27-17 (H)	1932 Tie, 6-6 (at AP)	EIU-MUR	1995 EIU, 30-22 (H)	2003 EKU, 38-20 (A)
	2010 MUR, 61-35 (A)	1936 UTM, 19-0 (H)	EIU leads 15-13	1996 EIU, 38-0 (A)	2004 MUR, 19-16 (OT) (A)
	2011 MUR, 56-24 (H)	1936 UTM, 33-0 (A)	1946 MUR, 38-13 (H)	1997 EIU, 42-6 (H)	2005 EKU, 43-7 (A)
	2012 MUR, 52-14 (A)	1937 UTM, 20-12 (H)	1974 MUR, 13-0 (H)	1998 EIU, 56-35 (A)	2006 EKU, 51-21 (H)
		1938 APSU, 14-13 (H)	1975 EIU, 14-6 (H)	1999 EIU, 42-21 (H)	2007 EKU, 46-35 (A)
		1939 APSU, 7-0 (A)	1977 MUR, 35-7 (H)	2000 EIU, 42-7 (A)	2008 EKU, 34-7 (H)
		1940 APSU, 20-0 (H)	1978 EIU, 35-14 (H)	2001 EIU, 56-16 (A)	2009 EKU, 23-13 (A)
		1941 APSU, 13-0 (A)	1986 EIU, 28-21 (H)	2002 EIU, 55-43 (H)	2010 EKU, 28-21 (H)
		1946 APSU, 33-0 (H)	1990 MUR, 14-10 (H)	2003 EIU, 29-12 (H)	2011 EKU, 34-33 (A)
		1946 APSU, 14-6 (A)	1991 MUR, 28-27 (H)	2004 UTM, 32-14 (H)	2012 EKU, 55-24 (H)
		1947 APSU, 20-7 (H)	1992 EIU, 48-9 (H)	2005 EIU, 26-7 (H)	
		1948 APSU, 39-0 (A)	1993 EIU, 34-7 (A)	2006 UTM 15-9 (H)	EKU-SEMO
		1959 UTM, 21-10 (A)	1994 MUR, 31-15 (A)	2007 EIU, 29-23 (H)	EKU leads 20-3
		1960 UTM, 13-7 (H)	1996 MUR, 35-28 (A)	2008 UTM, 29-26 (H)	1990 EKU, 45-0 (H)
		1961 UTM, 14-7 (A)	1997 MUR, 24-17 (H)	2009 EIU, 49-13 (H)	1991 EKU, 49-7 (A)
		1962 UTM, 16-0 (H)	1998 MUR, 35-21 (A)	2010 UTM, 20-10 (H)	1992 EKU, 20-10 (H)
		1963 APSU, 20-6 (H)	1999 MUR, 37-32 (H)	2011 UTM, 24-23 (A)	1993 EKU, 35-21 (A)
		1964 APSU, 35-0 (A)	2000 EIU, 48-7 (H)	2012 UTM, 51-37 (H)	1994 EKU, 34-6 (H)
		1965 APSU, 49-0 (H)	2001 EIU, 37-6 (H)		1995 EKU, 42-24 (A)
		1966 APSU, 17-3 (A)	2002 MUR, 37-35 (H)	EKU-JSU	1996 EKU, 45-0 (H)
		1967 UTM, 47-6 (A)	2003 EIU, 27-17 (A)	EKU leads 6-4	1997 EKU, 20-10 (A)
		1968 APSU, 9-7 (A)	2004 EIU, 24-9 (H)	2003 JSU, 49-14 (H)	1998 EKU, 19-7 (H)
		1969 UTM, 7-6 (A)	2005 EIU, 35-28 (A)	2004 JSU, 30-23 (A)	1999 EKU, 37-28 (A)
		1970 UTM, 22-21 (H)	2006 EIU, 20-10 (H)	2005 EKU, 31-14 (A)	2000 EKU, 48-24 (H)
		1971 UTM, 17-3 (A)	2007 EIU, 27-24 (A)	2006 JSU, 28-0 (A)	2001 EKU, 42-24 (A)
		1972 APSU, 28-14 (A)	2008 EIU, 34-6 (H)	2007 EKU, 31-20 (A)	1995 EKU, 42-24 (A)
		1973 UTM, 26-0 (A)	2009 EIU, 16-10 (A)	2008 EKU, 38-35 (H)	1996 EKU, 45-0 (H)
		1974 UTM, 31-26 (H)	2010 MUR, 38-28 (A)	2009 JSU, 34-26 (H)	1997 EKU, 20-10 (A)
		1975 UTM, 24-15 (A)	2011 MUR, 36-27 (H)	2010 EKU, 49-37 (H)	1998 EKU, 19-7 (H)
		1976 UTM, 24-0 (H)	2012 EIU, 50-49 (OT) (H)	2011 EKU, 52-48 (A)	1999 EKU, 37-28 (A)
		1977 UTM, 23-10 (A)		2012 EKU, 51-21 (H)	2000 EKU, 48-24 (H)
		1978 APSU, 21-14 (A)	EIU-SEMO		2001 EKU, 42-24 (A)
		1979 APSU, 24-7 (H)	EIU leads 14-6	EKU-MUR	2002 SEMO, 35-21 (A)
		1980 UTM, 24-20 (H)	1956 SEMO, 46-13 (H)	EKU leads 43-25-4	2003 SEMO, 41-38 (A)
		1981 APSU, 28-24 (H)	1957 SEMO, 41-0 (A)	1929 MUR, 46-0 (H)	2004 EKU, 38-13 (A)
		1982 UTM, 17-14 (A)	1995 EIU, 35-18 (H)	1930 MUR, 52-0 (A)	2005 EKU, 33-32 (H)
		1983 APSU, 45-6 (A)	1996 EIU, 41-21 (A)	1941 EKU, 6-0 (H)	2006 EKU, 27-21 (A)
		1984 APSU, 13-10 (H)	1997 EIU, 32-7 (A)	1942 Tie, 6-6 (at MUR)	2007 EKU, 44-17 (H)
		1985 APSU, 13-7 (A)	1998 EIU, 35-33 (H)	1945 Tie, 7-7 (at EKU)	2008 EKU, 29-16 (H)
		1986 APSU, 36-0 (H)	1999 SEMO, 45-38 (H)	1946 EKU, 26-13 (A)	2009 EKU, 20-6 (H)
		1987 UTM, 30-10 (H)	2000 EIU, 38-9 (H)	1947 MUR, 21-13 (H)	2010 SEMO, 40-21 (H)
		1989 UTM, 21-0 (H)	2001 EIU, 41-21 (H)	1948 EKU, 6-0 (H)	2011 EKU, 41-17 (H)
		1990 UTM, 24-10 (A)	2002 EIU, 44-27 (A)	1949 EKU, 20-0 (A)	2012 EKU, 31-7 (A)
		1991 UTM, 34-28 (H)	2003 SEMO, 30-17 (H)	1950 MUR, 19-0 (A)	
		1992 APSU, 32-18 (H)	2004 EIU, 35-28 (H)	1951 MUR, 9-0 (H)	EKU-TSU
		1993 UTM, 39-33 (2OT) (A)	2005 EIU, 48-24 (A)	1952 MUR, 20-0 (A)	EKU leads 20-5
		1994 APSU, 27-21 (A)	2006 EIU, 21-0 (H)	1953 EKU, 19-14 (A)	1982 EKU, 13-7 (H)
		1995 UTM, 31-28 (H)	2007 EIU, 31-16 (A)	1954 EKU, 25-6 (H)	1988 EKU, 10-0 (H)
		1996 APSU, 55-24 (H)	2008 EIU, 24-21 (H)	1955 EKU, 21-6(A)	1989 EKU, 21-9 (A)
		1997 UTM, 36-26 (A)	2009 EIU, 23-14 (A)	1956 MUR, 14-7 (A)	1990 EKU, 55-17 (H)
		2003 UTM, 21-20 (H)	2010 SEMO, 28-13 (A)	1957 EKU, 26-19 (A)	1991 EKU, 27-20 (A)
		2004 UTM, 31-14 (A)	2011 SEMO, 37-30 (H)	1958 EKU, 14-6 (H)	1992 EKU, 49-28 (H)
		2006 UTM, 20-10 (A)	2012 EIU, 39-20 (H)	1959 EKU, 7-0 (A)	1993 EKU, 52-13 (A)
		2007 APSU, 17-14 (H)		1960 MUR, 21-19 (A)	1994 EKU, 28-13 (H)
		2008 UTM, 31-17 (A)	EIU-TSU	1961 EKU, 14-13 (A)	1995 EKU, 56-20 (A)
		2009 UTM, 48-38 (H)	EIU leads 8-7	1962 MUR, 17-14 (A)	1996 EKU, 30-10 (H)
		2010 UTM, 28-12 (A)	1982 TSU, 20-19 (H)	1963 MUR, 20-0 (H)	1997 EKU, 49-7 (A)
					1998 TSU, 31-21 (A)
					1999 TSU, 33-28 (H)
					2000 EKU, 28-0 (H)
					2001 EKU, 13-10 (H)
					2002 EKU, 45-20 (A)
					2003 EKU, 43-38 (A)
					2004 EKU, 29-14 (H)

APSU-EKU EKU leads 40-5	1959 EKU, 21-7 (H)	1970 APSU, 10-6 (A)	2011 UTM, 61-23 (H)	1998 TSU, 27-21 (A)	1964 Tie, 6-6 (at EKU)
1960 EKU, 27-13 (A)	1963 MUR, 14-0 (H)	1971 TTU, 37-17 (H)	2012 UTM, 31-6 (A)	1999 TSU, 43-25 (H)	1965 Tie, 17-17 (at MUR)
1961 EKU, 21-7 (H)	1964 APSU, 26-10 (H)	1972 TTU, 19-7 (A)		2000 EIU, 33-19 (H)	1966 EKU, 27-6 (H)
1962 EKU, 14-7 (A)	1965 APSU, 23-6 (A)	1973 TTU, 31-12 (H)	EIU-EKU	2001 EIU, 52-49 (H)	1967 EKU, 28-7 (A)
1963 EKU, 14-0 (H)	1966 APSU, 49-0 (H)	1974 TTU, 28-7 (A)	EKU leads 12-8	2002 EIU, 54-48 (A)	1968 EKU, 21-20 (H)
1964 APSU, 26-0 (H)	1967 APSU, 37-20 (A)	1975 TTU, 20-0 (H)	1947 EKU, 14-13 (A)	2003 TSU, 24-14 (H)	1969 EKU, 34-13 (A)
1965 APSU, 30-25* (A)	1968 APSU, 56-35 (H)	1976 TTU, 31-13 (A)	1948 EKU, 25-14 (H)	2004 EIU, 34-24 (H)	1970 EKU, 17-7 (H)
1966 EKU, 33-15 (A)	1969 MUR, 53-41 (H)	1977 APSU, 24-21 (A)	1986 EKU, 24-22 (A)	2005 EIU, 27-3 (A)	1971 MUR, 17-7 (H)
1967 EKU, 37-0 (H)	1970 APSU, 45-7 (H)	1978 TTU, 28-14 (A)	1996 EIU, 45-21 (H)	2006 EIU, 29-3 (H)	1972 MUR, 7-3 (A)
1968 EKU, 21-20 (A)	1971 MUR, 16-6 (H)	1979 TTU, 21-14 (H)	1997 EKU, 49-7 (A)	2007 EIU, 38-35 (A)	1973 MUR, 21-20 (H)
1969 EKU, 29-10 (H)	1972 APSU, 33-20 (H)	1980 APSU, 18-10 (H)	1998 EKU, 28-24 (H)	2008 TSU, 45-24 (H)	1974 EKU, 30-16 (H)
1970 EKU, 38-7 (A)	1973 MUR, 31-19 (H)	1981 TTU, 29-24 (H)	1999 EIU, 20-14 (A)	2009 TSU, 21-10 (A)	1975 MUR, 26-7 (H)
1971 EKU, 14-9 (H)	1974 MUR, 16-8 (A)	1982 APSU, 31-27 (H)	2000 EIU, 49-6 (H)	2010 EIU, 31-28 (OT) (A)	1976 EKU, 12-10 (H)
1972 EKU, 21-6 (A)	1975 MUR, 14-10 (H)	1983 APSU, 21-7 (A)	2001 EIU, 21-17 (A)	2011 TSU, 18-17 (A)	1977 MUR, 24-20 (H)
1973 EKU, 24-7 (H)	1976 MUR, 23-13 (A)	1984 APSU, 27-7 (H)	2002 EIU, 25-24 (H)		1978 EKU, 24-21 (H)
1974 EKU, 22-7 (A)	1977 APSU, 13-0 (A)	1985 APSU, 24-20 (A)	2003 EKU, 41-0 (A)	EIU-TTU	1979 MUR, 24-7 (H)
1975 EKU, 49-0 (H)	1978 APSU, 23-17 (H)	1986 APSU, 23-13 (A)	2004 EKU, 49-6 (H)	EIU leads 13-6	1980 EKU, 24-14 (H)
1976 EKU, 27-13 (A)	1979 MUR, 24-10 (H)	1987 TTU, 14-9 (A)	2005 EIU, 53-22 (H)	1975 TTU, 37-0 (H)	1981 EKU, 24-20 (A)
1977 APSU, 20-17 (A)	1980 APSU, 24-0 (H)	1988 APSU, 10-6 (A)	2006 EIU, 28-21 (A)	1976 TTU, 41-14 (A)	1982 EKU, 21-20 (H)
1978 EKU, 14-0 (H)	1981 MUR, 34-29 (H)	1989 TTU, 17-15 (A)	td		

2005 EKU, 49-0 (A)
2006 EKU, 20-3 (H)
2007 EKU, 49-7 (H)
2008 TSU, 34-20 (H)
2009 TSU, 20-17 (A)
2011 EKU, 33-22 (H)
2012 TSU, 23-20 (H)

EKU-TTU
EKU leads 51-18

1937 EKU, 6-0 (H)
1942 EKU, 13-0 (A)
1945 EKU, 14-12 (A)
EKU, 32-0 (H)
1946 TTU, 20-7 (A)
EKU, 13-0 (A)
1950 EKU, 47-7 (H)
1951 EKU, 15-14 (A)
1952 TTU, 28-14 (A)
1953 TTU, 7-0 (H)
1954 EKU, 14-7 (H)
1955 TTU, 13-7 (H)
1956 EKU, 25-13 (H)
1957 TTU, 34-14 (H)
1958 TTU, 20-19 (A)
1959 TTU, 14-10 (H)
1960 TTU, 20-0 (A)
1961 TTU, 14-8 (H)
1962 EKU, 21-0 (H)
1963 TTU, 21-19 (H)
1964 TTU, 27-7 (A)
1965 EKU, 28-14 (A)
1966 TTU, 7-3 (A)
1967 EKU, 24-0 (H)
1968 EKU, 38-14 (A)
1969 EKU, 17-7 (H)
1970 EKU, 20-13 (A)
1971 EKU, 14-7 (H)
1972 TTU, 14-0 (H)
1973 EKU, 30-14 (H)
1974 EKU, 29-14 (A)
1975 TTU, 14-3 (A)
1976 EKU, 28-14 (A)
1977 EKU, 28-21 (H)
1978 EKU, 20-16 (A)
1979 EKU, 35-0 (H)
1980 EKU, 48-7 (A)
1981 EKU, 63-10 (H)
1982 EKU, 34-17 (A)
1983 EKU, 24-7 (H)
1984 EKU, 21-14 (A)
1985 EKU, 35-17 (H)
1986 EKU, 42-14 (H)
1987 EKU, 44-8 (A)
1988 EKU, 14-7 (H)
1989 EKU, 21-20 (A)
1990 EKU, 29-20 (H)
1991 EKU, 19-13 (A)
1992 EKU, 35-0 (H)
1993 EKU, 10-7 (H)
1994 EKU, 23-3 (A)
1995 EKU, 21-3 (A)
1996 EKU, 28-7 (H)
1997 EKU, 26-7 (H)
1998 TTU, 31-29 (3OT) (H)
1999 EKU, 23-20 (2OT) (A)
2000 TTU, 9-3 (A)
2001 EKU, 34-10 (H)
2002 EKU, 19-0 (A)
2003 EKU, 27-14 (H)
2004 EKU, 19-18 (A)
2005 EKU 52-3 (H)
2006 TTU, 27-14 (H)
2007 EKU, 38-24 (H)
2008 EKU, 33-12 (A)
2009 EKU, 17-7 (H)
2010 EKU, 42-29 (A)
2011 TTU, 28-21 (A)
2012 EKU, 42-28 (A)

EKU-UTM
EKU leads 22-1

1973 EKU, 16-14 (H)
1974 EKU, 24-9 (A)
1991 EKU, 56-21 (H)
1992 EKU, 35-9 (A)
1993 EKU, 30-0 (H)
1994 EKU, 34-14 (A)
1995 EKU, 38-15 (H)
1996 EKU, 45-7 (A)
1997 EKU, 49-0 (H)
1998 EKU, 47-29 (A)
1999 EKU, 54-7 (H)
2000 EKU, 27-0 (A)
2001 EKU, 42-10 (A)
2002 EKU, 58-3 (H)
2003 EKU, 41-32 (H)
2004 EKU, 41-14 (A)
2005 EKU, 31-17 (H)

2006 EKU, 31-28 (A)
2008 EKU, 33-31 (A)
2009 EKU, 31-25 (H)
2010 UTM, 10-7 (H)
2011 EKU, 23-16 (H)
2012 EKU, 28-16 (A)

JSU-MUR
JSU leads 9-1

2003 MUR, 23-17 (OT) (H)
2004 JSU, 35-14 (H)
2005 JSU, 28-23 (A)
2006 JSU, 49-17 (H)
2007 JSU, 40-24 (A)
2008 JSU, 31-21 (H)
2009 JSU, 41-7 (A)
2010 JSU, 40-34 (H)
2011 JSU, 38-30 (A)
2012 JSU, 38-35 (H)

JSU-SEMO
JSU leads 12-5

1961 SEMO, 13-12 (H)
1962 JSU, 6-0 (H)
1963 SEMO, 10-7 (H)
1964 SEMO, 24-0 (A)
1965 JSU, 24-13 (A)
1969 SEMO, 19-13 (H)
1971 JSU, 57-0 (H)
2003 JSU, 22-17 (A)
2004 JSU, 47-9 (H)
2005 JSU, 24-10 (A)
2006 JSU, 38-7 (H)
2007 SEMO, 32-25 (H)
2008 JSU, 38-17 (H)
2009 JSU, 24-3 (A)
2010 JSU, 29-27 (H)
2011 JSU, 22-21 (A)
2012 JSU, 31-16 (H)

JSU-TSU
JSU leads 7-1

2003 JSU, 34-7 (A)
2004 JSU, 49-35 (H)
2005 JSU, 33-3 (A)
2006 TSU, 38-31 (A)
2008 JSU, 26-21 (H)
2010 JSU, 24-0 (H)
2011 JSU, 38-16 (A)
2012 JSU, 31-28 (OT)(H)

JSU-TTU
JSU leads 10-6

1936 TTU, 33-0
1977 TTU, 27-20 (H)
1979 JSU, 23-7 (H)
1980 JSU, 7-3 (A)
2001 TTU, 35-27 (A)
2002 JSU, 35-29 (A)
2003 JSU, 37-20 (H)
2004 TTU, 16-13 (H)
2005 JSU, 43-17 (H)
2006 JSU, 17-10 (OT) (A)
2007 JSU, 38-10 (H)
2008 JSU, 41-17 (A)
2009 JSU, 55-28 (H)
2010 TTU, 35-24 (H)
2011 TTU, 21-14 (A)
2012 JSU, 37-28 (A)

JSU-UTM
JSU leads 27-7

1967 UTM, 38-0 (A)
1968 JSU, 16-12 (H)
1969 JSU, 22-20 (H)
1970 JSU, 16-14 (A)
1971 JSU, 30-10 (H)
1972 JSU, 20-6 (A)
1973 JSU, 50-7 (H)
1974 JSU, 17-0 (A)
1975 JSU, 11-3 (H)
1976 JSU, 24-3 (A)
1977 JSU, 36-13 (H)
1978 JSU, 44-15 (A)
1979 UTM, 15-14 (A)
1980 JSU, 19-14 (A)
1981 JSU, 44-7 (H)
1982 JSU, 41-13 (A)
1983 JSU, 31-19 (H)
1984 JSU, 23-16 (A)
1985 JSU, 19-13 (H)
1986 JSU, 30-20 (A)
1987 UTM, 28-17 (A)
1988 UTM, 31-24 (H)
1989 JSU, 63-0 (H)
1990 JSU, 21-7 (A)
2003 JSU, 34-24 (H)
2004 JSU, 59-12 (A)
2005 JSU, 37-17 (H)

2006 UTM, 24-14 (H)
2007 JSU, 27-24 (H)
2008 UTM, 31-30 (H)
2009 JSU, 52-7 (H)
2010 JSU, 30-20 (A)
2011 JSU, 24-23 (H)
2012 UTM, 49-47 (H)

MUR-SEMO
MUR leads 38-8-1

1926 MUR, 3-0 (H)
1927 MUR, 6-0 (A)
1928 MUR, 12-0 (H)
1929 SEMO, 13-0 (H)
1930 MUR, 7-0 (H)
1931 MUR, 32-6 (A)
1948 MUR, 40-0 (A)
1960 MUR, 21-10 (H)
1961 MUR, 22-7 (A)
1962 MUR, 19-15 (A)
1968 MUR, 27-14 (A)
1969 MUR, 34-14 (H)
1976 MUR, 14-3 (H)
1977 MUR, 13-6 (A)
1978 SEMO, 24-12 (A)
1979 Tie, 21-21 (at SEMO)
1980 MUR, 19-6 (H)
1981 MUR, 37-23 (A)
1982 MUR, 16-6 (H)
1983 MUR, 25-11 (A)
1984 MUR, 42-3 (H)
1985 MUR, 33-25 (H)
1986 MUR, 42-17 (A)
1987 MUR, 30-12 (H)
1988 SEMO, 16-13 (H)
1991 MUR, 14-10 (H)
1992 SEMO, 27-21 (H)
1993 MUR, 17-14 (H)
1994 MUR, 23-16 (A)
1995 MUR, 34-0 (H)
1996 MUR, 16-0 (A)
1997 MUR, 17-3 (H)
1998 MUR, 26-14 (A)
1999 MUR, 45-18 (H)
2000 MUR, 38-28 (A)
2001 MUR, 45-35 (A)
2002 MUR, 38-31 (H)
2003 MUR, 27-24 (A)
2004 MUR, 28-13 (H)
2005 SEMO, 52-21 (H)
2006 SEMO, 24-17 (A)
2007 MUR, 31-17 (A)
2008 MUR, 17-10 (H)
2009 SEMO, 49-13 (H)
2010 SEMO, 30-17 (A)
2011 MUR, 35-34 (H)
2012 MUR, 42-35 (H)

MUR-TSU
MUR leads 13-11

1988 MUR, 22-7 (H)
1989 MUR, 27-24 (H)
1990 TSU, 23-17 (A)
1991 TSU, 28-27 (H)
1992 TSU, 19-10 (A)
1993 TSU, 26-13 (H)
1994 TSU, 24-21 (A)
1995 MUR, 24-19 (A)
1996 MUR, 50-14 (H)
1997 MUR, 13-7 (A)
1998 TSU, 46-44 (A)
1999 TSU, 42-41 (H)
2000 MUR, 62-40 (H)
2001 TSU, 38-25 (H)
2002 MUR, 51-27 (H)
2003 TSU, 35-10 (A)
2004 MUR, 30-13 (A)
2006 TSU, 25-15 (H)
2007 TSU, 42-28 (H)
2008 MUR, 24-17 (H)
2009 MUR, 9-6 (A)
2010 MUR, 28-23 (H)
2011 MUR, 58-27 (H)
2012 MUR, 49-28 (H)

MUR-TTU
TTU leads 41-36-1

1930 TTU, 26-6 (A)
1931 TTU, 19-7 (H)
1932 Tie, 0-0 (at MUR)
1933 MUR, 9-6 (A)
1934 MUR, 40-7 (H)
1935 MUR, 13-0 (A)
1936 MUR, 47-0 (A)
1937 MUR, 14-6 (H)
1941 TTU, 14-6 (*)
1942 TTU, 14-6 (**)
1945 MUR, 13-7 (A)
1946 MUR, 20-13 (***)

1947 MUR, 7-2 (A)
1948 MUR, 34-6 (H)
1949 MUR, 26-7 (A)
1950 MUR, 6-0 (H)
1951 MUR, 20-7 (A)
1952 TTU, 14-3 (A)
1953 TTU, 9-0 (H)
1954 MUR, 19-12 (H)
1955 TTU, 20-7 (H)
1956 MUR, 34-7 (H)
1957 TTU, 26-14 (H)
1958 TTU, 15-14 (A)
1959 TTU, 29-16 (H)
1960 TTU, 14-12 (A)
1961 TTU, 27-8 (H)
1962 TTU, 16-12 (A)
1963 MUR, 28-27 (A)
1964 MUR, 28-21 (H)
1965 TTU, 23-14 (H)
1966 TTU, 51-13 (A)
1967 TTU, 22-21 (A)
1968 MUR, 19-0 (A)
1969 TTU, 28-21 (A)
1970 TTU, 21-7 (H)
1971 TTU, 27-3 (A)
1972 TTU, 10-0 (H)
1973 MUR, 18-17 (H)
1974 TTU, 26-0 (H)
1975 TTU, 14-7 (A)
1976 TTU, 24-7 (H)
1977 TTU, 21-19 (A)
1978 TTU, 24-14 (H)
1979 MUR, 24-3 (H)
1980 MUR, 10-3 (A)
1981 MUR, 15-10 (H)
1982 TTU, 10-3 (H)
1983 MUR, 20-6 (H)
1984 MUR, 37-0 (A)
1985 MUR, 29-21 (H)
1986 MUR, 23-16 (H)
1987 MUR, 24-21 (A)
1988 TTU, 16-13 (OT) (A)
1989 TTU, 21-20 (H)
1990 TTU, 16-3 (A)
1991 TTU, 45-7 (H)
1992 TTU, 35-10 (A)
1993 TTU, 31-16 (H)
1994 TTU, 38-21 (A)
1995 MUR, 45-14 (H)
1996 MUR, 41-3 (H)
1997 TTU, 16-13 (OT) (H)
1998 MUR, 23-3 (H)
1999 MUR, 22-11 (A)
2000 TTU, 36-21 (A)
2001 TTU, 15-12 (H)
2002 MUR, 31-14 (H)
2003 TTU, 49-24 (H)
2004 MUR, 34-15 (H)
2005 TTU, 42-21 (H)
2006 TTU, 20-14 (OT) (A)
2007 TTU, 48-24 (H)
2008 MUR, 51-21 (H)
2009 TTU, 45-14 (H)
2010 MUR, 44-13 (H)
2011 MUR, 38-37 (A)
2012 MUR, 70-35 (H)
* Owensboro, Ky.
** Henderson, Ky.
*** Paducah, Ky.

MUR-UTM
MUR leads 35-16-1

1924 MUR, 13-0 (H)
1925 MUR, 6-0 (A)
1926 MUR, 25-0 (H)
1927 MUR, 13-7 (A)
1928 MUR, 34-6 (H)
1929 MUR, 13-7 (H)
1930 MUR, 7-0 (A)
1961 MUR, 25-15 (H)
1962 MUR, 15-12 (A)
1963 MUR, 19-8 (H)
1964 MUR, 32-14 (H)
1965 UTM, 17-7 (A)
1966 UTM, 16-12 (H)
1967 UTM, 16-9 (H)
1968 Tie, 7-7 (at MUR)
1971 UTM, 41-0 (H)
1972 MUR, 14-7 (H)
1973 MUR, 21-10 (A)
1974 MUR, 14-6 (H)
1975 MUR, 17-10 (A)
1976 UTM, 24-0 (A)
1977 UTM, 31-20 (H)
1978 MUR, 21-7 (H)
1979 MUR, 24-0 (A)
1980 MUR, 20-6 (H)
1981 MUR, 10-7 (A)
1982 UTM, 10-7 (A)

1987 MUR, 34-6 (H)
1988 UTM, 32-24 (A)
1989 MUR, 24-3 (A)
1991 MUR, 40-34 (H)
1992 UTM, 13-7 (H)
1993 MUR, 28-21 (OT) (A)
1994 MUR, 28-24 (H)
1995 MUR, 33-9 (H)
1996 MUR, 28-14 (A)
1997 MUR, 45-7 (A)
1998 MUR, 47-35 (H)
1999 MUR, 62-14 (H)
2000 MUR, 48-3 (A)
2001 MUR, 35-17 (H)
2002 MUR, 42-3 (A)
2003 MUR, 41-26 (A)
2004 MUR, 38-0 (H)
2005 UTM, 49-20 (H)
2006 UTM, 42-14 (A)
2007 UTM, 76-34 (A)
2008 UTM, 63-38 (H)
2009 UTM, 38-24 (H)
2010 MUR, 52-16 (H)
2011 UTM, 48-26 (H)
2012 UTM, 66-59 (A)

SEMO-TSU
TSU leads 11-10

1991 SEMO, 37-34 (H)
1992 TSU, 37-27 (H)
1993 SEMO, 14-13 (H)
1994 SEMO, 17-12 (A)
1995 SEMO, 41-24 (H)
1996 SEMO, 24-21 (A)
1997 TSU, 32-27 (A)
1998 TSU, 38-7 (A)
1999 TSU, 35-28 (A)
2000 TSU, 51-33 (H)
2001 TSU, 20-14 (H)
2002 SEMO, 49-24 (H)
2003 SEMO, 52-35 (H)
2004 TSU, 38-36 (H)
2005 SEMO, 32-24 (H)
2006 TSU, 31-0 (H)
2008 SEMO, 27-20 (OT) (H)
2009 TSU, 23-17 (H)
2010 SEMO, 19-17 (H)
2011 TSU, 55-3 (H)
2012 TSU, 40-28 (A)

SEMO-TTU
TTU leads 12-9

1991 SEMO, 34-31 (H)
1992 TTU, 49-14 (H)
1993 TTU, 24-3 (A)
1994 SEMO, 19-14 (A)
1995 SEMO, 33-12 (H)
1996 TTU, 30-20 (H)
1997 TTU, 17-14 (A)
1998 SEMO, 29-24 (A)
1999 TTU, 21-7 (A)
2000 TTU, 31-6 (H)
2001 TTU, 41-21 (H)
2002 SEMO, 36-30 (H)
2003 SEMO, 24-20 (A)
2004 SEMO, 31-28 (OT) (H)
2005 TTU, 31-24 (H)
2006 TTU, 32-29 (A)
2008 TTU, 29-27 (A)
2009 TTU, 28-16 (H)
2010 SEMO, 23-21 (H)
2011 TTU, 38-21 (H)
2012 SEMO, 41-38 (2OT)(H)

SEMO-UTM
Series tied 14-14

1966 UTM, 17-14 (A)
1967 UTM, 39-0 (H)
1984 UTM, 21-7 (H)
1985 SEMO, 57-17 (H)
1986 SEMO, 37-29 (A)
1987 UTM, 25-13 (A)
1991 UTM, 36-29 (H)
1992 SEMO, 37-13 (H)
1993 UTM, 17-14 (H)
1994 SEMO, 10-0 (H)
1995 SEMO, 38-17 (A)
1996 UTM, 7-6 (A)
1997 SEMO, 42-7 (A)
1998 SEMO, 41-14 (H)
1999 SEMO, 36-7 (A)
2000 SEMO, 34-14 (H)
2001 SEMO, 45-30 (H)
2002 SEMO, 50-35 (A)
2003 SEMO, 20-7 (A)
2004 SEMO, 35-7 (H)
2005 UTM, 24-21 (H)
2006 UTM, 28-14 (A)
2007 UTM, 55-20 (H)

2008 UTM, 31-21 (A)
2009 UTM, 29-22 (H)
2010 SEMO, 24-17 (H)
2011 UTM, 38-30 (H)
2012 UTM, 27-17 (A)

TSU-TTU
TSU leads 16-10

1984 TSU, 33-3 (A)
1985 TSU, 26-13 (H)
1988 TSU, 27-23 (H)
1989 TSU, 21-19 (A)
1990 TSU, 36-14 (H)
1991 TSU, 14-10 (H)
1992 TSU, 26-15 (H)
1993 TTU, 24-21 (A)
1994 TTU, 28-20 (H)
1995 TTU, 28-24 (A)
1996 TTU, 21-19 (H)
1997 TSU, 28-21 (H)
1998 TSU, 42-21 (A)
1999 TSU, 25-19 (H)
2000 TTU, 56-23 (H)
2001 TTU, 63-13 (H)
2002 TTU, 20-14 (A)
2003 TSU, 27-23 (A)
2005 TSU 31-20 (A)
2006 TSU, 30-20 (H)
2007 TSU, 45-28 (A)
2008 TSU, 41-14 (H)
2009 TTU, 20-13 (H)
2010 TTU, 21-10 (A)
2011 TSU, 42-40 (A)
2012 TSU, 22-21 (H)

TSU-UTM
TSU leads 14-8

1976 UTM, 26-21 (H)
1977 TSU, 55-7 (H)
1992 TSU, 23-15 (H)
1993 UTM, 21-14 (H)
1994 TSU, 20-3 (H)
1995 UTM, 28-7 (H)
1996 TSU, 37-14 (H)
1997 TSU, 27-20 (A)
1998 TSU, 76-0 (H)
1999 TSU, 43-7 (A)
2000 TSU, 33-6 (H)
2001 TSU, 55-7 (H)
2002 TSU, 26-8 (H)
2003 TSU, 41-10 (H)
2004 TSU, 27-13 (A)
2005 UTM, 42-20 (H)
2007 UTM, 43-38 (H)
2008 TSU, 30-27 (OT) (A)
2009 UTM, 28-7 (A)
2010 UTM, 37-0 (H)
2011 TSU, 35-30 (H)
2012 UTM, 35-26 (H)

TTU-UTM
TTU leads 22-10-2

1926 TTU, 12-0 (H)
1927 Tie, 0-0 (at UTM)
1928 TTU, 14-13 (H)
1931 TTU, 26-7 (H)
1932 Tie, 0-0 (at UTM)
1970 TTU, 17-6 (A)
1971 TTU, 10-7 (H)
1972 TTU, 13-10 (A)
1973 TTU, 16-9 (H)
1980 TTU, 30-28 (A)
1981 UTM, 24-21 (A)
1982 UTM, 35-21 (H)
1991 UTM, 24-16 (H)
1992 TTU, 17-13 (H)
1993 TTU, 20-3 (H)
1994 UTM, 20-10 (H)
1995 UTM, 36-31 (H)
1996 TTU, 21-14 (2OT) (H)
1997 TTU, 33-2 (H)
1998 TTU, 31-24 (OT) (A)
1999 TTU, 45-9 (A)
2000 TTU, 46-6 (H)
2001 TTU, 41-7 (A)
2002 TTU, 68-7 (H)
2003 UTM, 30-23 (OT) (A)
2004 TTU, 49-20 (H)
2005 UTM, 46-16 (H)
2006 UTM, 35-16 (A)
2007 TTU, 13-10 (A)
2008 UTM, 35-7 (A)
2009 TTU, 35-28 (A)
2010 UTM, 27-24 (A)
2011 TTU, 34-31 (A)
2012 TTU, 45-44 (OT)(H)

OVC SCHOOLS VS. FOOTBALL BOWL SUBDIVISION TEAMS

OVC teams have compiled a 19-159-1 record all-time against Football Bowl Subdivision (FBS, previously known as I-A) teams. That is counting only games while the teams were members of the Conference. Below is a complete list of current OVC schools and how they have fared against FBS competition.

Austin Peay (2-15*)

1980	Arkansas State	L, 41-14
1983	Central Florida	L, 10-7
1984	Central Florida	W, 24-21
1985	Cincinnati	L, 31-0
1987	Kansas State	W, 25-22
1987	Cincinnati	L, 42-10
1988	Cincinnati	L, 52-7
1988	Toledo	L, 38-14
9/15/90	Temple	L, 28-0
9/04/93	Cincinnati	L, 42-10
9/07/96	Arkansas State	L, 24-0
9/11/10	Middle Tennessee	L, 56-33
9/25/10	#10 Wisconsin	L, 70-3
9/3/11	Cincinnati	L, 72-10
9/17/11	Memphis	L, 27-6
9/1/12	Western Kentucky	L, 49-10
9/8/12	#15 Virginia Tech	L, 42-7

*Does not include 0-2 record while not a OVC member

Eastern Illinois (3-19*)

8/29/96	Western Michigan	W, 28-20
9/12/98	Central Florida	L, 48-0
9/19/98	Northern Illinois	W, 24-10
9/02/99	Central Michigan	L, 33-17
9/11/99	Hawaii	L, 31-27
10/02/99	Central Florida	L, 31-21
9/16/00	Toledo	L, 26-31
10/06/01	San Diego State	L, 40-7
8/31/02	Hawaii	L, 61-36
9/14/02	Kansas State	L, 63-13
9/13/03	Missouri	L, 37-0
9/25/04	Eastern Michigan	W, 31-28
9/10/05	Brigham Young	L, 45-10
9/02/06	Illinois	L, 42-17
9/30/06	Hawaii	L, 44-9
9/08/07	Purdue	L, 52-6
8/28/08	Central Michigan	L, 31-12
9/6/08	#24 Illinois	L, 47-21
10/10/09	#12 Penn State	L, 52-3
9/4/10	#9 Iowa	L, 37-7
9/10/11	Northwestern	L, 42-21
9/8/12	Western Michigan	L, 52-21

*Does not include 1-8 record while not a OVC member

Eastern Kentucky (4-19)

9/08/79	Kent State	W, 17-14
10/13/79	Cal State-Fullerton	W, 33-17
11/15/80	East Carolina	W, 28-16
9/19/81	Navy	L, 24-0
11/23/85	Louisville	W, 45-21
9/11/93	Northeastern Louisiana	L, 40-14
9/12/98	Kentucky	L, 52-7
10/14/00	Central Florida	L, 34-3
8/30/01	Central Michigan	L, 42-28
8/29/02	Oregon State	L, 49-10
8/28/03	Bowling Green	L, 63-13
9/13/03	Central Michigan	L, 42-41
10/23/04	Vanderbilt	L, 19-7
9/17/05	North Carolina State	L, 54-10
9/02/06	Cincinnati	L, 31-0
9/01/07	Kentucky	L, 50-10
8/28/08	Cincinnati	L, 40-7
9/6/08	Western Kentucky	L, 37-13
9/3/09	Indiana	L, 19-13
11/7/09	Kentucky	L, 37-12
9/11/10	Louisville	L, 23-13
9/3/11	Kansas State	L, 10-7
9/1/12	Purdue	L, 48-6

Jacksonville State (1-10*)

9/20/03	Kansas	L, 41-6
9/17/05	UAB	L, 35-28
10/14/06	Mississippi State	L, 35-3
9/15/07	Memphis	L, 35-14
8/28/08	Georgia Tech	L, 41-14
9/5/09	#15 Georgia Tech	L, 37-17
9/12/09	Florida State	L, 19-9
9/4/10	Ole Miss	W, 49-48 (2ot)
10/22/11	Kentucky	L, 38-14
9/1/12	#10 Arkansas	L, 49-24
11/17/12	#7 Florida	L, 23-0

*Does not include 3-6 record while not a OVC member

Murray State (2-20-1)

9/20/80	Louisville	W, 13-9
9/17/83	East Carolina	L, 50-25
9/01/84	Louisville	W, 26-23
9/14/85	Memphis State	T, 10-10
9/26/87	Louisville	L, 34-10
9/15/89	North Texas	L, 28-14
9/08/90	Louisville	L, 68-0
10/20/90	Northern Illinois	L, 49-7
9/26/98	Brigham Young	L, 43-9
9/04/99	Wisconsin	L, 49-10
9/01/01	Ole Miss	L, 49-14
10/27/01	Minnesota	L, 66-10
8/31/02	Memphis	L, 52-6
9/06/03	Kentucky	L, 37-6
9/04/04	Connecticut	L, 52-14
9/03/05	Mississippi State	L, 38-6
9/02/06	Missouri	L, 47-7
8/30/07	Louisville	L, 73-10
9/6/08	Indiana	L, 45-3
9/12/09	N.C. State	L, 65-7
9/2/10	Kent State	L, 41-10
9/1/11	Louisville	L, 21-9
9/1/12	#7 Florida State	L, 69-3

Southeast Missouri (1-17)

11/12/94	Hawaii	L, 34-0
10/19/96	Arkansas State	L, 38-9
8/31/00	Marshall	L, 63-7
9/01/01	Eastern Michigan	L, 16-12
9/14/02	Eastern Michigan	L, 35-32
9/28/02	Middle Tennessee State	W, 24-14
8/30/03	Ohio	L, 17-3
9/13/03	Arkansas State	L, 21-3
9/11/04	Bowling Green	L, 49-10
9/18/04	Central Michigan	L, 44-27
9/10/05	Kent State	L, 33-12
10/14/06	Arkansas	L, 63-7
8/30/07	Cincinnati	L, 59-3
9/6/08	#6 Missouri	L, 52-3
9/12/09	#23 Cincinnati	L, 70-3
9/2/10	Ball State	L, 27-10
9/17/11	Purdue	L, 59-0
8/30/12	Central Michigan	L, 38-27

Tennessee State (0-2*)

9/23/06	Vanderbilt	L, 38-9
9/24/11	Air Force	L, 63-24

*Does not include 3-1 record while not a OVC member

Tennessee Tech (0-27)

1984	Kansas State	L, 28-12
1985	UNLV	L, 35-7
1986	Tulsa	L, 51-0
1987	Cincinnati	L, 38-17
1988	East Carolina	L, 52-13
9/22/90	Ohio	L, 42-32
9/14/91	Ohio	L, 35-14
11/15/97	UAB	L, 38-14
9/19/98	UAB	L, 38-6
9/11/99	Bowling Green	L, 40-15
9/1600	Ohio	L, 52-14
9/08/01	Air Force	L, 42-0
8/31/02	Bowling Green	L, 41-7
9/07/02	Iowa State	L, 57-6
8/30/03	Memphis	L, 40-10
9/06/03	Northern Illinois	L, 42-17
9/11/04	South Florida	L, 21-7
9/17/05	Northern Illinois	L, 42-3
9/14/06	Middle Tennessee	L, 44-0
11/03/07	Auburn	L, 35-3
9/6/08	Louisville	L, 51-10
9/26/09	Kansas State	L, 49-7
11/7/09	Georgia	L, 38-0
9/4/10	#17 Arkansas	L, 44-3
9/11/10	#4 TCU	L, 62-7
9/3/11	Iowa	L, 34-7
9/15/12	#4 Oregon	L, 63-14

UT Martin (1-13*)

11/21/98	UAB	L, 48-17
9/28/02	Arkansas State	L, 30-10
9/06/03	Arkansas State	L, 63-6
9/02/04	Western Michigan	L, 42-0
9/10/05	Arkansas State	L, 56-7
9/02/06	Ohio	L, 29-3
9/01/07	Southern Miss	L, 35-13
8/30/08	#19 South Florida	L, 56-7
11/8/08	Auburn	L, 37-20
9/19/09	Memphis	L, 41-14
9/4/10	Tennessee	L, 50-0
11/5/11	Mississippi State	L, 55-17
9/1/12	Memphis	W, 20-17
9/8/12	Northern Illinois	L, 35-7

*Does not include 0-1 record while not a OVC member

Former Member Records

Akron	1-2
Middle Tennessee State	1-6
Morehead State	1-2
Samford	0-5
Youngstown State	2-2
Western Kentucky	0-0

LARGEST CROWDS IN OVC HISTORY

Over the years some large crowds have watched OVC football games. Overall there have been 50 crowds above 52,000 fans to see a game involving an OVC squad (including both non-conference and Conference games). In 2009, there were 104,488 fans at the Penn State/Eastern Illinois game, marking the largest crowd to ever see a game. Below is a list of every crowd above 52,000 as well as the largest 10 crowds to see a Conference matchup (all of which were above 20,000 fans).

Largest Crowds - All Games

104,488	Eastern Illinois at #12 Penn State	Oct. 10, 2009
99,123	UT Martin at Tennessee	Sept. 4, 2010
92,746	Tennessee Tech at Georgia	Nov. 7, 2009
85,754	Tennessee Tech at Auburn	Nov. 5, 2007
85,365	UT Martin at Auburn	Nov. 8, 2008
82,691	Jacksonville State at #7 Florida	Nov. 17, 2012
77,527	Murray State at Wisconsin	Sept. 4, 1998
77,224	Austin Peay at #10 Wisconsin	Sept. 25, 2010
72,453	Southeast Missouri State at Arkansas	Oct. 14, 2006
71,420	Jacksonville State at Florida State	Sept. 12, 2009
71,062	Jacksonville State at #10 Arkansas	Sept. 1, 2012
70,585	Eastern Illinois at #9 Iowa	Sept. 4, 2010
70,585	Tennessee Tech at Iowa	Sept. 3, 2011
70,185	Tennessee State vs. Florida A&M (in Atlanta)	Sept. 20, 2003
70,047	Murray State at #7 Florida State	Sept. 1, 2012
69,596	Tennessee Tech at #17 Arkansas	Sept. 4, 2010
67,712	Tennessee State vs. Florida A&M (in Atlanta)	Sept. 25, 2004
67,167	Tennessee State vs. Florida A&M (in Atlanta)	Sept. 28, 2002
67,053	Eastern Kentucky at Kentucky	Nov. 7, 2009
66,512	Eastern Kentucky at Kentucky	Sept. 1, 2007
65,632	Austin Peay at Virginia Tech	Sept. 8, 2012
63,306	Murray State at Kentucky	Sept. 6, 2003
62,455	Tennessee State vs. Florida A&M (in Atlanta)	Sept. 23, 2000
62,305	Southeast Missouri at Missouri	Sept. 6, 2008
61,171	Tennessee State vs. Jackson State (in Memphis)	Sept. 13, 1997
61,052	Tennessee State vs. Florida A&M (in Atlanta)	Sept. 22, 2001
60,131	Eastern Illinois at Illinois	Sept. 6, 2008
59,303	Murray State at BYU	Sept. 26, 1998
59,011	Tennessee State vs. N.C. A&T (in Indianapolis)	Oct. 4, 1997
58,131	Tennessee State vs. S.C. State (in Atlanta)	Sept. 24, 1994
57,885	Tennessee State vs. Florida A&M (in Atlanta)	Sept. 30, 2006
57,776	Eastern Kentucky at Kentucky	Sept. 12, 1998
57,091	Tennessee Tech at #4 Oregon	Sept. 15, 2012
56,990	Tennessee State vs. Florida A&M (in Atlanta)	Sept. 29, 2007
56,747	Eastern Kentucky at N.C. State	Sept. 17, 2005
56,297	Tennessee State vs. Florida A&M (in Atlanta)	Sept. 24, 2005
55,768	Jacksonville State at Ole Miss	Sept. 4, 2010
55,545	Tennessee State vs. Jackson State (in Memphis)	Sept. 12, 1998
55,510	Murray State at North Carolina State	Sept. 12, 2009
55,212	Tennessee State vs. Jackson State (in Memphis)	Sept. 14, 1996
55,096	UT Martin at Mississippi State	Nov. 5, 2011
55,015	Tennessee State vs. Jackson State (in Memphis)	Sept. 18, 2004
54,202	Tennessee State vs. Florida A&M (in Atlanta)	Sept. 18, 2010
54,098	Jacksonville State at Kentucky	Oct. 22, 2011
53,441	Tennessee State vs. Jackson State (in Memphis)	Sept. 16, 2006
52,630	Eastern Illinois at BYU	Sept. 10, 2005
52,603	Tennessee State vs. Jackson State (in Memphis)	Sept. 13, 2003
52,504	Eastern Illinois at Purdue	Sept. 8, 2007
52,387	Tennessee State vs. S.C. State (in Atlanta)	Sept. 30, 1995
52,173	Tennessee State vs. Jackson State (in Memphis)	Sept. 16, 2000

Largest Crowds - OVC-Only Games

41,132	Tennessee Tech at Tennessee State (Nov. 6, 1999)
25,300	Eastern Kentucky vs. Western Kentucky (Oct. 20, 1979)
25,000	Eastern Kentucky vs. Western Kentucky (Oct. 22, 1977)
24,878	Murray State at Tennessee State (Nov. 3, 2007)
24,500	Eastern Kentucky vs. Western Kentucky (Oct. 23, 1971)
24,361	Tennessee Tech at Tennessee State (Nov. 1, 2008)
24,200	Eastern Kentucky vs. Western Kentucky (Oct. 25, 1975)
22,500	Eastern Kentucky vs. Murray State (Oct. 31, 2007)
22,092	UT Martin at Tennessee State (Nov. 7, 2009)
22,046	UT Martin at Tennessee State (Oct. 24, 1998)

SGT. YORK TROPHY

In July 2007, the Nashville Sports Council and the Ohio Valley Conference announced the creation of the Sergeant York Trophy which goes to the winner of the quadrangular season football series between the four Ohio Valley Conference schools located in the state of Tennessee – Austin Peay State University, University of Tennessee at Martin, Tennessee State University and Tennessee Technological University.

The award is only the second traveling trophy that involves more than two teams in college sports; the other is the Commander in Chief's Trophy which has been contested between Air Force, Army and Navy annually since 1972.

In a close race, Tennessee State and Austin Peay shared the inaugural award, finishing with identical 2-1 records in 2007. Tennessee State took the trophy home with it thanks to a one-point victory in overtime over the Governors; that game was decided by a block extra point by NFL First Round Draft Pick Dominique Rodgers-Cromartie. Tennessee State has won the most Sgt. York Championships (4).

The award is named in honor of Alvin C. York, the most noted Soldier of World War I. As a corporal in the 2nd battalion, 328th Infantry, in the Battle of the Meuse River-Argonne (Oct. 8, 1918), York and seven other soldiers captured 132 prisoners, was promoted to sergeant and received the Distinguished Service Cross, the French *Croix de Guerre*, the French Legion of Honor, the *Croce di Guerra* of Italy and the War Medal of Montenegro. Upon his return to the United States in 1919, he was bestowed the Congressional Medal of Honor.

Following the war York returned his home in Pall Mall, Tenn. (located in north central Tennessee, 55 miles northeast of Cookeville) where he dedicated his life to improving education and facilitating educational opportunities for children in the state of Tennessee. In 1927 he established the Alvin C. York Institute after spending several years raising money for the school which opened as a private institution. That school was established, in part, to provide educational opportunities denied to the boys and girls of Fentress County. In 1937, the Institute became a state special school after an appeal to the Tennessee State Legislature. The school, located in Jamestown, Tenn., is still in operation today.

York died on Sept. 2, 1964 and the foundation which he helped establish in 1920 – The Sergeant York Patriotic Foundation – was dormant for many years. The Foundation was re-established by Lipscomb Davis, Jr. in 1992 and is currently run by Sgt. York's grandson Gerald (U.S. Army Colonel, Retired). York's papers are archived by Michael E. Birdwell, Ph.D., who is an associate professor of history at Tennessee Technological University, one of the four institutions that will compete for the yearly honor.

After the completion of the football season, the Sergeant York Trophy is awarded to the institution with the best head-to-head record in the match-ups with their fellow Tennessee schools. In the event of a tie, the award is shared; however, the previous winner will retain the trophy if they are part of the tie. If the tie is between two other institutions, the trophy will go to the institution that has gone the most seasons without winning the trophy.

The award is presented to the winning institution annually at the Pepsi Celebration of Champions which is hosted each spring by the Nashville Sports Council. The event was created in 1999 and salutes amateur and professional sports in Tennessee.



Members of the York Family with former OVC Commissioner Jon Steinbrecher (back row, far left), OVC head football coaches and Gary Alexander of the Nashville Sports Council (back row, far right) at the 2007 OVC Football Media Day, when the announcement of the trophy was first made.

SGT. YORK SERIES HISTORY

All-Time Sgt. York Trophy Winners

2007 - Tennessee State*, Austin Peay
2008 - Tennessee State
2009 - Tennessee Tech
2010 - UT Martin
2011 - Tennessee State*, Tennessee Tech
2012 - Tennessee State*, UT Martin

*Took home the trophy due to winning the tiebreaker

All-Time Sgt. York Trophy Game Results

2007

Sept. 15 Tennessee State 33, @Austin Peay 32 (OT)
Sept. 22 @ Austin Peay 17, UT Martin 14
Sept. 27 Tennessee Tech 13, @UT Martin 10
Oct. 6 Austin Peay 30, @Tennessee Tech 27
Oct. 11 Tennessee State 45, @Tennessee Tech 28
Nov. 17 UT Martin 43, @Tennessee State 38

2008

Sept. 20 UT Martin 31, @Austin Peay 17
Oct. 4 Tennessee State 30, @UT Martin 27 (OT)
Oct. 16 UT Martin 35, @Tennessee Tech 7
Oct. 18 @Tennessee State 37, Austin Peay 34
Oct. 25 @Austin Peay 31, Tennessee Tech 28
Nov. 1 @Tennessee State 41, Tennessee Tech 14

2009

Oct. 3 @Tennessee Tech 31, Austin Peay 23
Oct. 10 Tennessee Tech 35, @UT Martin 28
Oct. 31 @Tennessee Tech 20, Tennessee State 13
Nov. 7 UT Martin 28, @Tennessee State 7
Nov. 14 @Austin Peay 24, Tennessee State 21
Nov. 21 @UT Martin 48, Austin Peay 38

2010

Sept. 18 Austin Peay 26, @Tennessee State 23
Sept. 30 UT Martin 27, @Tennessee Tech 24
Oct. 9 Tennessee Tech 34, @Austin Peay 21
Oct. 23 Tennessee Tech 21, @Tennessee State 10
Nov. 6 UT Martin 28, @Austin Peay 12
Nov. 13 @UT Martin 37, Tennessee State 0

SGT. YORK GAME RECORDS

Team

Points: 61 - UT Martin vs. Austin Peay (10/8/11)

Total Offensive Yards: 579 - UT Martin vs. Tennessee Tech (11/10/12)

First Downs: 36 - Tennessee Tech vs. Tennessee State (10/15/11)

Rushing Yards: 377 - Tennessee State vs. Austin Peay (10/18/08)

Rushing Attempts: 63 - Tennessee State vs. Austin Peay (9/15/07)

Rushing Touchdowns: 5 - Tennessee Tech vs. Austin Peay (11/19/11)

Passing Yards: 422 - UT Martin vs. Tennessee Tech (11/10/12)

Passing Attempts: 58 - Tennessee Tech vs. Tennessee State (10/15/11)

Passing Touchdowns: 6 - UT Martin vs. Austin Peay (10/8/11)

Completions: 35 - UT Martin vs. Tennessee Tech (11/10/12)

Interceptions: 3 - Done Eight Times

INT Return Yards: 92 - Tennessee State vs. Tennessee Tech (10/31/09)

Fumbles Lost: 3 - Done Seven Times

Fumble Recoveries: 3 - Done Seven Times

Sacks: 5 - Tennessee State vs. Tennessee Tech (10/15/11)

Turnovers Committed: 5 - Done Twice

Penalites: 15 - Tennessee State vs. Austin Peay (10/18/08)

15 - Austin Peay vs. UT Martin (9/22/12)

Penalty Yards: 164 - UT Martin vs. Tennessee Tech (10/10/09)



Tennessee State head football coach Rod Reed (middle) is pictured with Pete Weber (left) and Mike Keith (right) at the Nashville Sports Council's 2013 Pepsi Celebration of Champions event. Coach Reed accepted the Sgt. York Trophy after his team won the award for the fourth in the six years the award has existed.

2011

Oct. 1 @Austin Peay 37, Tennessee State 34
Oct. 1 Tennessee Tech 34, @UT Martin 31
Oct. 8 @UT Martin 61, Austin Peay 23
Oct. 15 Tennessee State 42, @Tennessee Tech 40
Nov. 12 @Tennessee State 35, UT Martin 30
Nov. 19 @Tennessee Tech 49, Austin Peay 7

2012

Sept. 15 @Tennessee State 34, Austin Peay 14
Sept. 22 UT Martin 31, @Austin Peay 6
Oct. 27 @Tennessee State 22, Tennessee Tech 21
Nov. 10 @Tennessee Tech 45, UT Martin 44 (OT)
Nov. 17 @Austin Peay 38, Tennessee Tech 31
Nov. 17 @UT Martin 35, Tennessee State 26

Individual

Rushing Yards: 195 - Javaris Williams, TSU vs. APSU (10/18/08)

Rushing Attempts: 35 - Don Chapman, UTM vs. TSU (11/17/07)

Rushing Touchdowns: 4 - Javaris Williams, TSU vs. UTM (11/17/07)

Longest Rush: 73 - Javaris Williams, TSU vs. UTM (11/17/07)

Passing Yards: 422 - Derek Carr, UTM vs. TTU (11/10/12)

Passing Attempts: 58 - Tre Lamb, TTU vs. TSU (10/15/11)

Completions: 35 - Derek Carr, UTM vs. TTU (11/10/12)

Passing Touchdowns: 6 - Derek Carr, UTM vs. APSU (10/8/11)

Longest Pass: 84 - Jeremy Perry, TSU vs. TTU (10/23/10)

Most Interceptions: 4 - Done Three Times

Receiving Yards: 176 - Quentin Sims, UTM vs. TSU (11/17/12)

Receptions: 13 - Jeremy Butler, UTM at TTU (11/10/12)

Receiving Touchdowns: 3 - Done Three Times

Longest Reception: 84 - Calvin McNairI, TSU vs. TTU (10/23/10)

Field Goals Made: 5 - Jamin Godfrey, TSU vs. TTU (10/27/12)

Longest Field Goal: 50 - Stephen Stansell, APSU vs. TSU (9/18/10)

Punts: 9 - Jason Lennartz, TTU vs. TSU (10/31/09)

9 - Taylor Cisneros, TSU vs. UTM (11/13/10)

Longest Punt: 73 - James Satterfield, UTM vs. TTU (11/10/12)

Punt Return Yards: 107 - CJ Estelle, UTM vs. APSU (11/6/10)

Longest Punt Return: 76 - CJ Estelle, UTM vs. APSU (10/8/11)

Kick Return Yards: 243 - Terrence Holt, APSU vs. UTM (11/21/09)

Longest Kick Return: 100 - Weldon Garlington, TSU vs. APSU (10/1/11)

All-Purpose Yards: 312 - Terrence Holt, APSU vs. UTM (11/21/09)

Interceptions: 2 - Done Six Times

Tackles: 20 - Corey Reed, TTU vs. UTM (10/16/08)

Sacks: 2.5 - Antonio Harper, TSU vs. TTU (10/15/11)

ALL-TIME SPORTS NETWORK AWARD WINNERS

Annually the Sports Network presents awards for the top players and coach in the Football Championship Subdivision (FCS). The awards include the Walter Payton Award (National Offensive Player of the Year), the Buck Buchanan Award (National Defensive Player of the Year), the Eddie Robinson Award (National Coach of the Year) and the Jerry Rice Award (National Freshman of the Year). The Payton & Robinson awards began in 1987 (the Buchanan Award was first handed out in 1995; the Rice Award in 2011); voting totals and finishes are available from 2000 to the present and listed below.



Eastern Illinois quarterback Tony Romo took home the Walter Payton Award in 2002. That year he passed for 3,165 yards and 34 touchdowns.



Former Murray State head coach Houston Nutt was the Eddie Robinson Award winner in 1995 after leading the Racers to a 11-1 overall and 8-0 OVC record.



Southeast Missouri State head coach Tony Samuel was the Eddie Robinson Award winner in 2010 after leading the Redhawks to its first-ever playoff berth.

PAYTON AWARD VOTING RESULTS

2000	Tony Romo, EIU	10th (37)
2001	Tony Romo, EIU	10th (37)
	Shannon Harris, TSU	11th (29)
	C.J. Hudson, ECU	16th (5)
2002	Tony Romo, EIU	1st (268)
	Willie Ponder, SEMO	5th (94)
2003	Charles Anthony, TSU	5th (74)
2004	Charles Anthony, TSU	5th (98)
	Oscar Bonds, JSU	14th (36)
2005	Barrick Nealey, TSU	5th (100)
2009	Ryan Perrilloux, JSU	6th (142)
2010	Henry Harris, SEMO	5th (155)
	Marcus Harris, MUR	22nd (1)
2011	Casey Brockman, MUR	11th (73)
	Matt Denham, ECU	21st (5)
2012	Erik Lora, EIU	4th (164)
	Casey Brockman, MUR	6th (139)
	Jimmy Garoppolo, EIU	10th (84)
	Matt Denham, ECU	19th (8)

BUCHANAN AWARD VOTING RESULTS

2000	Melvin Wisham, WKU	4th (108)
	Chad Evitts, TTU	14th (34)
2001	Yeremiah Bell, ECU	8th (85)
	D.J. Bleisath, TTU	15th (38)
2002	Nick Ricks, EIU	9th (82)
2003	Nick Ricks, EIU	13th (44)
2006	Edgar Jones, SEMO	12th (62)
	Markeseo Jackson, UTM	16th (25)
2007	D. Rodgers-Cromartie, TSU	13th (30)
	Donald Thomas, EIU	19th (3)
2008	Nathan Williams, MUR	5th (140)
	Brandon Gathof, ECU	21st (2)
2009	Austen Lane, MUR	6th (120)
2010	Eugene Clifford, TSU	13th (47)
	Josh Bey, UTM	20th (5)
2011	Jeremy Caldwell, ECU	17th (12)
2012	Blake Peiffer, SEMO	12th (67)

ROBINSON AWARD VOTING RESULTS

2000	Bob Spoo, EIU	2nd (158)
	Jack Harbaugh, WKU	3rd (148)
2001	Bob Spoo, EIU	11th (76)
2002	Tim Billings, SEMO	12th (49)
	Joe Pannunzio, MUR	16th (4)
2003	Jack Crowe, JSU	9th (42)
2004	Jack Crowe, JSU	13th (35)
2005	Bob Spoo, EIU	11th (69)
	Matt Griffin, UTM	13th (43)
2006	Jason Simpson, UTM	4th (172)
2007	Danny Hope, ECU	13th (54)
2008	Dean Hood, ECU	18th (21)
2009	Bob Spoo, EIU	16th (21)
2010	Tony Samuel, SEMO	1st (269)
	Jack Crowe, JSU	10th (94)
2011	Watson Brown, TTU	9th (77)
2012	Dino Babers, EIU	3rd (229)
	Jason Simpson, UTM	17th (23)

RICE AWARD VOTING RESULTS

2011	Michael German, TSU	7th (82)
2012	Scott Lathrop, SEMO	14th (27)

OVC/NCAA OVERTIME PROCEDURES

PROCEDURE FOLLOWING REGULATION PLAY

Immediately following the conclusion of the fourth quarter, officials will instruct both teams to retire to their respective team areas. The officials will escort the captains to the center of the field for the coin toss. The winner of the toss shall be given the option of selecting offense or defense, with the offense at the opponent's 25-yard line to start the series, or which end of the field shall be used for both series of that overtime period. The winner of the toss may not defer his choice. The loser of the toss shall have the first choice of the two options for subsequent even-numbered extra periods.

EXTRA PERIODS

An extra period shall consist of two series with Team A and Team B each putting the ball in play by snap at the designated 25-yard line, which becomes the opponent's 25-yard line.

TEAM SERIES

Each team retains the ball during a series until it scores or fails to make a first down. The ball remains alive after a change of team possession until it is declared dead. However, Team A may not have a first and 10 if it again possesses the ball after a change of team possession.

SCORING

The team scoring the greater number of points during the regulation and extra periods shall be declared the winner. There shall be an equal number of series, as defined, in each extra period, except if Team B scores during a period other than on the try (i.e.: on the first possession of a period, Team A scores a touchdown. On the try, Team B intercepts a pass and returns it for a two-point touchdown. Ruling: Team B is awarded the ball on the 25-yard line to start its series with the overtime score 6-2.). **Beginning with the third extra period, teams scoring a touchdown must attempt a two-point try. A one-point try, although not illegal, will not score a point.**

TIMEOUTS

Each team shall be allowed one timeout for each extra period. Unused extra-period timeouts may not be carried over to other extra periods.

OVC OVERTIME GAMES

Date	Teams and Final Score	OT Periods	Score After Regulation
10/13/84	Youngstown State 17, Austin Peay 13	1	10-10
11/03/84	Murray State 20, Austin Peay 13	2	10-10
10/19/85	Middle Tennessee 31, Murray State 24	2	17-17
11/04/85	Middle Tennessee 28, Youngstown State 21	2	14-14
10/04/86	Austin Peay 7, Middle Tennessee 0	1	0-0
10/10/87	Austin Peay 20, Morehead State 13	1	13-13
11/07/87	Youngstown State 20, Murray State 13	1	13-13
10/01/88	Tennessee Tech 16, Murray State 13	1	10-10
10/29/88	Eastern Kentucky 31, Murray State 24	1	24-24
11/18/89	Eastern Kentucky 38, Morehead State 3	3	21-21
11/10/90	Tennessee Tech 20, Austin Peay 14	1	14-14
11/17/90	Murray State 31, Austin Peay 24	3	14-14
11/07/92	Eastern Kentucky 21, Murray State 18	1	18-18
10/2/93	Murray State 28, UT Martin 21	1	21-21
11/20/93	UT Martin 39, Austin Peay 33	2	26-26
10/05/96	Tennessee Tech 21, UT Martin 14	2	14-14
10/26/96	Southeast Missouri 16, Middle Tennessee 13	1	13-13
11/01/97	Tennessee Tech 16, Murray State 13	1	13-13
10/17/98	Tennessee Tech 31, UT Martin 24	1	24-24
10/24/98	Tennessee Tech 31, Eastern Kentucky 29	3	17-17
11/13/99	Eastern Kentucky 23, Tennessee Tech 20	2	17-17
10/04/03	Murray State 23, Jacksonville State 17	1	17-17
10/04/03	UT Martin 30, Tennessee Tech 23	1	23-23
09/25/04	Southeast Missouri 51, Samford 48	4	31-31
10/02/04	Eastern Kentucky 39, Samford 36	1	36-36
10/23/04	Samford 42, Tennessee State 36	1	36-36
10/30/04	Murray State 19, Eastern Kentucky 16	1	13-13
11/06/04	Tennessee Tech 40, Eastern Illinois 37	1	34-34
11/13/04	Southeast Missouri 31, Tennessee Tech 28	1	28-28
09/30/06	Tennessee Tech 20, Murray State 14	1	14-14
10/28/06	Jacksonville State 17, Tennessee Tech 10	1	10-10
09/15/07	Tennessee State 33, Austin Peay 32	1	26-26
11/03/07	Austin Peay 34, Southeast Missouri 31	2	21-21
09/27/08	Eastern Kentucky 13, Austin Peay 10	1	10-10
10/04/08	Tennessee State 30, UT Martin 27	1	24-24
10/25/08	Southeast Missouri 27, Tennessee State 20	1	20-20
11/06/10	Eastern Illinois 31, Tennessee State 28	1	28-28
09/22/12	Eastern Illinois 50, Murray State 49	1	42-42
09/22/12	Southeast Missouri 41, Tennessee Tech 38	2	31-31
10/20/12	Jacksonville State 31, Tennessee State 28	1	28-28
10/10/12	Tennessee Tech 45, UT Martin 44	1	38-38

NOTE: Overtime policy adopted by the Conference prior to the 1982 season.

OVC FOOTBALL OFFICIALS

Ohio Valley Conference football officials have been selected to work numerous FCS/I-AA playoff games over the year. Since 1981, OVC officials have been assigned to 95 post-season games, including 29 semifinal playoff games and seven national championship contests (including the 2009 national championship game between Villanova and Montana). In 1995, the NCAA selected OVC officials to work all four rounds of the playoffs - an honor never before bestowed on a conference officiating program. Following is a list of the 2013 OVC Football Officials.

Bill Ballard – Lexington, Ky.
Chris Barney – Shepherdsville, Ky.
Mike Boshers – Hermitage, Tenn.
Brian Davis – Birmingham, Ala.
Shane DeWitt – Bradley, Ill.
P.J. Doyen – Alexandria, Ky.
Craig Dunn – Smyrna, Tenn.
Tim Fetsch – O’Fallon, Mo.
Chris Flatt – Hendersonville, Tenn.
Thomas Floyd – Cane Ridge, Tenn.
John Graham – Versailles, Ky.
Tom Hahs – Bourbonnais, Ill.

Brandon Harris – Fishers, Ind.
Steve Hazle – Cox’s Creek, Ky.
Steve Horn – Gleason, Tenn.
Neil Hughes – Murfreesboro, Tenn.
Jeff Irwin – Nashville, Tenn.
Randy Jackson – Demorest, Ga.
Burney Jenkins – Georgetown, Ky.
Greg Koerner – Champaign, Ill.
Jason McArthur – Franklin, Tenn.
Drew Myers – Nashville, Tenn.
Pat Pownall – Morton, Ill.
Paul Schardein – Louisville, Ky.

David Seewer – Louisville, Ky.
Chip Shields – Tuscaloosa, Ala.
John Short – Gallatin, Tenn.
John Smoot – Lexington, Ky.
Butch Stovall – Louisville, Ky.
Al Studstill – Nashville, Tenn.
Steve Swift – Nashville, Tenn.
Ken Switzer – Nashville, Tenn.
Kirk Walker – Douglasville, Ga.
Rod Whittier – Wildwood, Mo.
Matt Young – Independence, Ky.

OVC PLAYERS IN THE NFL DRAFT

Since the OVC was formed in 1948, the league has had 141 players selected in the National Football League (NFL) Draft. Amongst that picks are four first-round selections, Wally Chambers (No. 8 overall in 1973), Phil Simms (No. 7 in 1979), Aaron Jones (No. 18 in 1988) and Dominique Rodgers-Cromartie (No. 16 in 2008).

Year	Round	Pick	Player, School	Team	Year	Round	Pick	Player, School	Team
1950	12	151	Frank Wallheiser, WKU	Chicago Cardinals	1989	8	218	Myron Guyton, EKU	New York Giants
1950	13	170	Norm Wiley, MAR	Philadelphia Eagles	1989	12	327	Mike Cadore, EKU	New Orleans Saints
1950	20	260	John Hackney, MUR	Cleveland Browns	1990	3	56	Tony Stargell, TSU	New York Jets
1951	12	147	Stew Kirtley, MOR	Cleveland Browns	1990	3	73	Anthony Pleasant, TSU	Cleveland Browns
1951	17	197	Ray Pelfrey, EKU	Green Bay Packers	1990	10	261	Eric Crigler, MUR	Cincinnati Bengals
1951	22	266	Waldo Binkley, APSU	New York Giants	1990	11	289	Anthony Shelton, TSU	San Francisco 49ers
1952	20	237	Gil Mains, MUR	Detroit Lions	1990	11	300	Tyrone Watson, TSU	Philadelphia Eagles
1954	21	251	Howard Alsup, MTSU	San Francisco 49ers	1991	8	207	Marty Carter, MTSU	Tampa Bay Buccaneers
1954	24	287	Jerry Daniels, TTU	San Francisco 49ers	1991	12	327	Darrell Beavers, MOR	Philadelphia Eagles
1954	29	347	Ted Dunn, MUR	San Francisco 49ers	1992	6	142	Chris Burns, MTSU	Cincinnati Bengals
1955	17	204	Don Daly, EKU	Detroit Lions	1992	6	144	Joe Campbell, MTSU	Los Angeles Rams
1955	19	228	Bob Muller, EKU	Detroit Lions	1992	6	145	Larry Tharpe, TSU	Detroit Lions
1955	23	266	Karl Bays, EKU	Chicago Cardinals	1992	10	255	Tim Lester, EKU	Los Angeles Rams
1956	14	163	Ted Schwanger, TTU	Baltimore Colts	1992	10	276	Marcus Dowdell, TSU	New Orleans
1956	16	185	Billy Hix, MTSU	Philadelphia Eagles	1993	3	83	Mike Caldwell, MTSU	Cleveland Browns
1956	19	229	John Sebest, EKU	Cleveland Browns	1993	5	134	Walter Dunson, MTSU	San Diego Chargers
1956	28	329	Bill Strawn, WKU	Philadelphia Eagles	1993	7	187	Patrick Robinson, TSU	Houston Oilers
1956	30	354	Terry Sweeney, MTSU	Baltimore Colts	1994	4	123	Randy Fuller, TSU	Denver Broncos
1957	7	84	Jerry DeLuca, MTSU	Chicago Bears	1994	5	155	Chad Bratzke, EKU	New York Giants
1957	10	115	Joe Grisham, APSU	Baltimore Colts	1994	6	188	Tony McCombs, EKU	Arizona Cardinals
1957	10	116	Jerry Hurst, MTSU	San Francisco 49ers	1995	5	150	Cedric Davis, TSU	Arizona Cardinals
1957	12	137	Don Simoncic, TTU	Baltimore Colts	1996	2	47	Fred Thomas, UTM	Seattle Seahawks
1957	17	204	Don Heine, MUR	Chicago Bears	1996	2	54	Jason Dunn, EKU	Philadelphia Eagles
1957	22	263	Tom Schulte, EKU	Detroit Lions	1996	4	113	Kirk Pointer, APSU	Miami Dolphins
1958	19	229	Dave Bottos, MUR	Detroit Lions	1996	7	227	Clarence Jones, TSU	Jacksonville Jaguars
1958	20	241	Bill Curry, WKU	Detroit Lions	1996	7	245	Darrell Williams, TSU	Kansas City Chiefs
1958	26	313	Joe Bruce, MTSU	Detroit Lions	1997	6	171	Mike Cherry, MUR	New York Giants
1958	28	333	Jim Murphy, ETSU	Baltimore Colts	1998	3	86	Jonathan Quinn, MTSU	Jacksonville Jaguars
1958	30	352	Bobby Hallum, MTSU	Chicago Bears	1998	7	221	Angel Rubio, SEMO	Pittsburgh Steelers
1961	22	169	Tom Hackler, TTU	Denver Broncos	1999	3	67	Chris Watson, EIU	Denver Broncos
1961	13	174	Tommy Hackler, TTU	San Francisco 49ers	1999	5	161	Tyrone Hopson, EKU	San Francisco 49ers
1961	20	272	Gordon Mason, TTU	Chicago Bears	1999	7	221	Sulecio Sanford, MTSU	Chicago Bears
1965	7	97	Dale Lindsey, WKU	Cleveland Browns	2000	4	100	Michael Thompson, TSU	Atlanta Falcons
1965	15	116	Jim Burt, WKU	New York Jets	2000	4	121	Avion Black, TSU	Buffalo Bills
1965	15	204	Phillip Morgan, ETSU	Minnesota Vikings	2001	5	140	Alex Bannister, EKU	Seattle Seahawks
1966	15	131	Tom Dillard, APSU	Houston Oilers	2003	6	199	Willie Ponder, SEMO	New York Giants
1967	17	442	George Adams, MOR	Dallas Cowboys	2003	6	213	Yeremiah Bell, EKU	Miami Dolphins
1968	3	60	Aaron Marsh, EKU	Boston Patriots	2004	7	238	Larry Turner, EKU	St. Louis Rams
1968	8	207	Tom Gray, MOR	San Francisco 49ers	2004	7	239	Eugene Amano, SEMO	Tennessee Titans
1968	10	252	Bob Langford, MTSU	Denver Broncos	2005	5	163	Frank Omyale, TTU	Atlanta Falcons
1970	10	243	Larry Schreiber, TTU	San Francisco 49ers	2006	7	215	Cortland Finnegan, SAM	Tennessee Titans
1970	15	367	Pat Houser, ETSU	Miami Dolphins	2008	1	16	Dominique Rodgers-Cromartie, TSU	Arizona Cardinals
1971	9	221	John Tanner, TTU	San Diego Chargers	2008	3	79	Antwaun Molden, EKU	Houston Texans
1971	15	378	Bill Green, WKU	Cleveland Browns	2009	7	212	Javarri Williams, TSU	Kansas City Chiefs
1971	16	407	Lawrence Brame, WKU	St. Louis Cardinals	2010	5	152	Otis Hudson, EIU	Cincinnati Bengals
1971	17	432	Sam Pearson, WKU	Cincinnati Bengals	2010	5	153	Austen Lane, MUR	Jacksonville Jaguars
1972	5	116	Jim Bishop, TTU	San Diego Chargers	2013	5	139	Montori Hughes, UTM	Indianapolis Colts
1972	15	388	Mike Sivert, ETSU	Minnesota Vikings	2013	6	195	Alan Bonner, JSU	Houston Texans
1973	1	8	Wally Chambers, EKU	Chicago Bears					
1973	2	42	Jim Youngblood, TTU	Los Angeles Rams					
1973	4	81	Mike Hennigan, TTU	Detroit Lions					
1973	8	186	Isaac Brown, WKU	New England Patriots					
1973	8	189	Ray Oldham, MTSU	Baltimore Colts					
1973	10	242	Bonnie Sloan, APSU	St. Louis Cardinals					
1973	10	252	Ray Bonner, MTSU	Detroit Lions					
1973	16	412	George Greenfield, MUR	Cleveland Browns					
1974	8	183	Mike McCoy, WKU	Houston Oilers					
1974	8	186	Alan Chadwick, ETSU	Chicago Bears					
1975	3	63	Elois Grooms, TTU	New Orleans Saints					
1975	8	184	John Bushong, WKU	Baltimore Colts					
1975	17	439	Dwayne Copeland, MTSU	Miami Dolphins					
1976	8	226	Bobby Joe, MTSU	Buffalo Bills					
1976	10	269	Junior Hardin, EKU	New Orleans Saints					
1976	14	392	Tony Williams, MTSU	Buffalo Bills					
1977	3	65	Elmo Boyd, EKU	San Francisco 49ers					
1977	6	165	David Carter, WKU	Houston Oilers					
1977	9	244	Roosevelt Kelly, EKU	Pittsburgh Steelers					
1978	4	99	Dennis Law, ETSU	Cincinnati Bengals					
1978	12	331	Mike Moore, MTSU	Miami Dolphins					
1979	1	7	Phil Simms, MOR	New York Giants					
1980	9	224	Greg Bright, MOR	Cincinnati Bengals					
1980	11	301	Eddie Preston, WKU	Houston Oilers					
1982	4	107	George Floyd, EKU	New York Jets					
1982	11	280	Lamont Meacham, WKU	Baltimore Colts					
1983	5	130	Steve Bird, EKU	St. Louis Cardinals					
1983	7	193	James Griffin, MTSU	Cincinnati Bengals					
1983	8	217	Davlin Mullen, WKU	New York Jets					
1983	10	252	Ronald Hopkins, MUR	Baltimore Colts					
1983	12	314	Billy Blaylock, TTU	San Diego Chargers					
1984	5	122	Tron Armstrong, EKU	New York Jets					
1984	5	136	John Goode, YSU	St. Louis Cardinals					
1984	12	312	Paul McFadden, YSU	Philadelphia Eagles					
1985	6	154	Keith Lester, MUR	Cincinnati Bengals					
1986	6	142	Bob Thompson, YSU	New Orleans Saints					
1986	6	162	Don Griffin, MTSU	San Francisco 49ers					
1986	8	219	Joe Mauntel, EKU	Los Angeles Raiders					
1987	12	324	Tony Burse, MTSU	Seattle Seahawks					
1988	1	18	Aaron Jones, EKU	Pittsburgh Steelers					
1988	9	244	Danny Copeland, EKU	Cleveland Browns					
1988	10	252	John Jackson, EKU	Pittsburgh Steelers					
1988	11	279	Frank Pillow, TSU	Tampa Bay Buccaneers					
1989	2	49	Jessie Small, EKU	Philadelphia Eagles					
1989	3	71	Elroy Harris, EKU	Seattle Seahawks					




Wally Chambers, Eastern Kentucky
1973, No. 8 overall (Chicago)



Phil Simms, Morehead State
1979, No. 7 overall (N.Y. Giants)



Aaron Jones, Eastern Kentucky
1988, No. 18 overall (Pittsburgh)




Dominique Rodgers-Cromartie, TSU
2008, No. 16 overall (Arizona)

CURRENT OVC ALUMNI IN THE NFL



Aaron Adams (Eastern Kentucky)
Cleveland Browns



Jeremiah Bell (Eastern Kentucky)
Arizona Cardinals



Tim Benford (Tennessee Tech)
Dallas Cowboys



Alan Bonner (Jacksonville State)
Houston Texans



Sherman Carter (Tennessee State)
San Francisco 49ers



Dan Connolly (Southeast Missouri)
New England Patriots



A.J. Davis (Jacksonville State)
New Orleans Saints



Lamar Divens (Tennessee State)
San Francisco 49ers



Cortland Finnegan (Samford)
St. Louis Rams



Tyrone Goard (Eastern Kentucky)
Cincinnati Bengals




Derek Hardman (Eastern Kentucky)
Detroit Lions



T.J. Heath (Jacksonville State)
Buffalo Bills



Montori Hughes (UT Martin)
Indianapolis Colts



Edgar Jones (Southeast Missouri)
Kansas City Chiefs



Austen Lane (Murray State)
Kansas City Chiefs



Anthony Levine (Tennessee State)
Baltimore Ravens



Tori Mobley (Jacksonville State)
Carolina Panthers



Da'Rick Rogers (Tennessee Tech)
Buffalo Bills



Dominique Rodgers-Cromartie (TSU)
Denver Broncos



Tony Romo (Eastern Illinois)
Dallas Cowboys



James Shaw (Jacksonville State)
Carolina Panthers



Austin Signor (Eastern Illinois)
Chicago Bears



Quentin Sims (UT Martin)
New England Patriots



Roderick Tomlin (Murray State)
Jacksonville Jaguars



Dontel Watkins (Murray State)
Tennessee Titans

DIRECTORY OF OVC MEDIA RELATIONS DIRECTORS



AUSTIN PEAY

APSU Athletics
PO Box 4515
Clarksville, TN 37044
www.LetsGoPeay.com

Football Contact
Brad Kirtley
Sports Information Director
kirtleyb@apsu.edu

Office: (931) 221-6561
Cell: (931) 801-7875
Fax: (931) 221-7562
Press Box: (931) 221-7191



EASTERN ILLINOIS

EIU Department of Athletics
Lantz Arena
Charleston, IL 61920
www.EIUPanthers.com

Football Contact
Rich Moser
Assoc. A.D./Media & Public Relations
rlmoser@eiu.edu

Office: (217) 581-7480
Cell: (217) 508-8317
Fax: (217) 581-6434
Press Box: (217) 581-7770



EASTERN KENTUCKY

521 Lancaster Avenue
115 Alumni Coliseum
Richmond, KY 40475
www.EKUSports.com

Football Contact
Michael Clark
Director of Athletic Public Relations
michael.clark@eku.edu

Office: (859) 622-6170
Cell: (859) 358-8360
Fax: (859) 622-5108
Press Box: (859) 622-2226



JACKSONVILLE STATE

JSU Department of Athletics
700 Pelham Road North
Jacksonville, AL 36265
www.JSUGamecockSports.com

Football Contact
Greg Seitz
Asst. A.D./Media Relations
gseitz@jsu.edu

Office: (256) 782-5279
Cell: (256) 453-3377
Fax: (256) 782-5958
Press Box: (256) 782-5585/5586



MURRAY STATE

Murray State Dept. of Athletics
217 Roy Stewart Stadium
Murray, KY 42071
www.GoRacers.com

Football Contact
John Brush
Media Relations Assistant
jbrush@murraystate.edu

Office: (270) 809-7044
Cell: (270) 293-0590
Fax: (270) 809-6814
Press Box: (270) 809-6811



SOUTHEAST MISSOURI

Southeast Missouri State Athletics
One University Plaza, MS 0200
Cape Girardeau, MO 63701
www.GoSoutheast.com

Football Contact
Jeff Honza
Sports Information Director
jhonza@semo.edu

Office: (573) 651-2933
Cell: (618) 528-1145
Fax: (573) 651-2810
Press Box: (573) 651-2191



TENNESSEE STATE

Tennessee State University Athletics
3500 John Merritt Boulevard
Nashville, TN 37209
www.TSUTigers.com

Football Contact
Alex Mitchell
Sports Information Assistant
jmitch18@tnstate.edu

Office: (615) 963-5674
Cell: (770) 309-1760
Fax: (615) 963-7589
Press Box: (615) 565-4450



TENNESSEE TECH

Tennessee Technological University
Box 5057
Cookeville, TN 38505
www.TTUSports.com

Football Contact
Rob Schabert
Asst. A.D./Sports Info & Broadcasting
rschabert@tntech.edu

Office: (931) 372-3088
Cell: (931) 267-1065
Fax: (931) 372-6139
Press Box: (931) 372-6030/6031



UT MARTIN

Department of Athletics
40 Skyhawk Fieldhouse
Martin, TN 38238
www.UTMSports.com

Football Contact
Ryne Rickman/Alex Boggis
Sports Information Director/Assistant
rickman@utm.edu/daboggis@utm.edu

Office: (731) 881-7694
Cell: (270) 703-2601/(618) 357-1536
Fax: (731) 881-7624
Press Box: (731) 881-7694/7632












OHIO VALLEY CONFERENCE

215 Centerview Drive, Suite 115
Brentwood, TN 37027
OVCSports.com

Football Contact
Kyle Schwartz
Asst. Commissioner/Media Relations
kschwartz@ovc.org

Office: (615) 371-1698, Ext. 6685
Direct: (615) 690-6685
Cell: (615) 775-1937
Fax: (615) 371-1788

2013 OHIO VALLEY CONFERENCE FOOTBALL SCHEDULE													
	Aug. 31	Sept. 7	Sept. 14	Sept. 21	Sept. 28	Oct. 5	Oct. 12	Oct. 19	Oct. 26	Nov. 2	Nov. 9	Nov. 16	Nov. 23
 AUSTIN PEAY	@Tennessee 5:00 p.m.	@Vanderbilt 6:30 p.m. (CSS)	@Chattanooga 5:00 p.m.	@Ohio 1:00 p.m.		@Eastern Kentucky* 5:00 p.m. (OVC Digital Network)	Eastern Illinois* 6:00 p.m. (Oct. 10) OVC Digital Network	@Murray State* 3:00 p.m. (ESPN3)	UT Martin* 4:00 p.m. (HC) (OVC Digital Network)	Jacksonville State* 1:00 p.m. (OVC Digital Network)	@Tennessee State* 2:00 p.m. (OVC Digital Network)	Southeast Missouri* 1:00 p.m. (OVC Digital Network)	@Tennessee Tech* 1:30 p.m. (OVC Digital Network)
 EASTERN ILLINOIS	@San Diego State 7:00 p.m.	@Southern Illinois 6:00 p.m.	Illinois State 6:00 p.m. (OVC Digital Network)	@Northern Illinois 6:00 p.m.	Eastern Kentucky* 1:30 p.m. (ESPN3)		@Austin Peay* 6:00 p.m. (Oct. 10) (OVC Digital Network)	Southeast Missouri* 1:30 p.m. (HC) (OVC Digital Network)	@Tennessee State* 4:00 p.m. (OVC Digital Network)	Tennessee Tech* 12:00 p.m. OVC Digital Network	@Murray State* 12:00 p.m. (OVC Digital Network)	Jacksonville State* 12:00 p.m. (ESPN3)	@UT Martin 1:00 p.m. (ESPN3)
 EASTERN KENTUCKY	Robert Morris 6:00 p.m. (Aug. 29) (OVC Digital Network)	@Louisville 11:00 a.m. (ESPN3)	Coastal Carolina 5:00 p.m. (OVC Digital Network)	@Morehead State 6:00 p.m. (OVC Digital Network)	@Eastern Illinois* 1:30 p.m. (ESPN3)	Austin Peay* 5:00 p.m. (OVC Digital Network)		Tennessee Tech* 2:00 p.m. (HC) (OVC Digital Network)	@Southeast Missouri* 1:00 p.m. (ESPN3)	Tennessee State* 12:00 p.m. (ESPN3)	@Jacksonville State* 3:00 p.m. (OVC Digital Network)	UT Martin* 12:00 p.m. (OVC Digital Network)	@Murray State* 12:00 p.m. (OVC Digital Network)
 JACKSONVILLE STATE	@Alabama State 5:00 p.m.	Jacksonville 6:00 p.m. (OVC Digital Network)	North Alabama 3:00 p.m. (OVC Digital Network)	@Georgia State 1:00 p.m.	Murray State* 3:00 p.m. (OVC Digital Network)	@UT Martin* 2:00 p.m. (ESPN3)	Tennessee State* 3:00 p.m. (HC) (OVC Digital Network)		@Tennessee Tech* 1:30 p.m. (OVC Digital Network)	@Austin Peay* 1:00 p.m. (OVC Digital Network)	Eastern Kentucky* 3:00 p.m. (OVC Digital Network)	@Eastern Illinois* 12:00 p.m. (ESPN3)	Southeast Missouri* 3:00 p.m. (OVC Digital Network)
 MURRAY STATE	@Missouri TBA	Campbellsville 6:00 p.m. (OVC Digital Network)	Missouri State 6:00 p.m. (OVC Digital Network)	@Bowling Green 2:30 p.m.	@Jacksonville State* 3:00 p.m. (OVC Digital Network)	Tennessee Tech* 3:00 p.m. (OVC Digital Network)	@Southeast Missouri* 1:00 p.m. (OVC Digital Network)	Austin Peay* 3:00 p.m. (HC) (ESPN3)		@UT Martin* 1:00 p.m. (OVC Digital Network)	Eastern Illinois* 12:00 p.m. (OVC Digital Network)	@Tennessee State* 2:00 p.m. (OVC Digital Network)	Eastern Kentucky* 12:00 p.m. (OVC Digital Network)
 SOUTHEAST MISSOURI	@Southeastern Louisiana 7:00 p.m. (Aug. 29)	@Ole Miss 6:00 p.m.		Southern Illinois 1:00 p.m. (at Busch Stadium in St. Louis, Mo.)	UT Martin* 6:00 p.m. (OVC Digital Network)	@Tennessee State* 6:00 p.m. (OVC Digital Network)	Murray State* 1:00 p.m. (OVC Digital Network)	@Eastern Illinois* 1:30 p.m. (OVC Digital Network)	Eastern Kentucky* 1:00 p.m. (HC) (ESPN3)	Urbana University 1:00 p.m. (OVC Digital Network)	Tennessee Tech* 1:00 p.m. (OVC Digital Network)	@Austin Peay* 1:00 p.m. (OVC Digital Network)	@Jacksonville State* 3:00 p.m. (OVC Digital Network)
 TENNESSEE STATE	Bethune-Cookman 7:00 p.m. (Sept. 1) (ESPN3)	@Florida A&M 1:00 p.m.	Jackson State 6:00 p.m. (in Memphis)	@Tennessee Tech* 7:00 p.m. (ESPN3)	Central State 2:00 p.m. (in St. Louis)	Southeast Missouri* 6:00 p.m. (OVC Digital Network)	@Jacksonville State* 3:00 p.m. (OVC Digital Network)	@UT Martin* 1:00 p.m. (OVC Digital Network)	Eastern Illinois* 4:00 p.m. (HC) (OVC Digital Network)	@Eastern Kentucky* 12:00 p.m. (ESPN3)	Austin Peay* 2:00 p.m. (OVC Digital Network)	Murray State* 2:00 p.m. (OVC Digital Network)	
 TENNESSEE TECH	Cumberland 7:00 p.m. (Aug. 29) (OVC Digital Network)	@Wisconsin 11:00 a.m. (BTN)	@Hampton 5:00 p.m.	Tennessee State* 7:00 p.m. (ESPN3)	Indiana State 7:00 p.m. (OVC Digital Network)	@Murray State* 3:00 p.m. (OVC Digital Network)	UT Martin* 7:00 p.m. (Oct. 10) (OVC Digital Network)	@Eastern Kentucky* 2:00 p.m. (OVC Digital Network)	Jacksonville State* 1:30 p.m. (HC) (OVC Digital Network)	@Eastern Illinois* 12:00 p.m. (OVC Digital Network)	@Southeast Missouri* 1:00 p.m. (OVC Digital Network)		Austin Peay* 1:30 p.m. (OVC Digital Network)
 UT MARTIN	@Chattanooga 6:00 p.m. (Aug. 29)	@Boise State 2:00 p.m. (ESPN3)	Central Arkansas 6:00 p.m. (OVC Digital Network)		@Southeast Missouri* 6:00 p.m. (OVC Digital Network)	Jacksonville State* 2:00 p.m. (HC) (ESPN3)	@Tennessee Tech* 7:00 p.m. (Oct. 10) (OVC Digital Network)	Tennessee State* 1:00 p.m. (OVC Digital Network)	@Austin Peay 4:00 p.m. (OVC Digital Network)	Murray State* 1:00 p.m. (OVC Digital Network)	@Memphis 3:30 p.m.	@Eastern Kentucky* 12:00 p.m. (OVC Digital Network)	Eastern Illinois* 1:00 p.m. (ESPN3)

* - Denotes OVC Game; HC - Denotes Homecoming Game; Home Games in **Bold**; All Times Are Central and Subject to Change



DIGITALNETWORK

www.OVCDigitalNetwork.com


LIVE EVENTS STREAMED FREE

WATCH YOUR FAVORITE OVC TEAMS

FREE ON YOUR COMPUTER, TABLET OR SMARTPHONE



MORE WAYS TO SEARCH. MORE WAYS TO FIND.



YPmobile™



YP.com™



YP Real Yellow Pages™

Stadiums, Arenas & Athletic Fields. One of the many things you can find with YPmobile® app on your mobile device, YP.comSM site and YP Real Yellow PagesSM directory.

